

This factsheet is as at 28 March 2024 unless otherwise specified.

# Xtrackers MSCI USA Minimum Volatility UCITS ETF 1D

a sub fund of Xtrackers (IE) Plc

## At a Glance

- Direct investment in US equities
- Provides diversified exposure to large and mid-cap US equities with low volatility characteristics compared to their peers.
- Smart Beta Methodology

## Reference Index key features

The MSCI USA Minimum Volatility Index (USD) aims to reflect the performance of the following market:

- Large and mid-cap US companies with low volatility scores
- Weighted dependant on volatility characteristics
- Reviewed on a semi annual basis

Additional information on the index, selection and weighting methodology is available at [www.msci.com](http://www.msci.com)

Fund information	
ISIN	IE00BDB7J586
Share class currency	USD
Fund Currency	USD
Fund launch date	08 November 2016
Domicile	Ireland
Portfolio Methodology	Direct Replication
Sub-Portfolio Manager	DWS Investments UK Ltd
Investment Manager	DWS Investment GmbH
Custodian	State Street Custodial Services (Ireland) Limited
All-in fee <sup>1</sup>	0.20% p.a.
Income treatment	Distribution
NAV per Share	USD 52.85
Total Fund Assets	USD 4.10 Million
Total Shares Outstanding	77,500.00
Annual security lending return <sup>2</sup>	0.0003%

<sup>1</sup> Please see additional information / Glossary.

<sup>2</sup> Based on annual revenue from securities lending divided by average fund AuM over the past year or since the fund started securities lending (if less than one year ago)

## Key Risks

- The value of your investment may go down as well as up and past performance does not predict future returns. Investor capital may be at risk up to a total loss.
- The value of an investment in shares will depend on a number of factors including, but not limited to, market and economic conditions, sector, geographical region and political events.
- The Fund is exposed to market movements in a single country or region which may be adversely affected by political or economic developments, government action or natural events that do not affect a fund investing in broader markets.
- The Fund follows a rules-based strategy which will deviate from the overall market or parent index. Your investment is likely to be less diversified and there is no guarantee that the index's 'rules-based' strategy will be achieved.

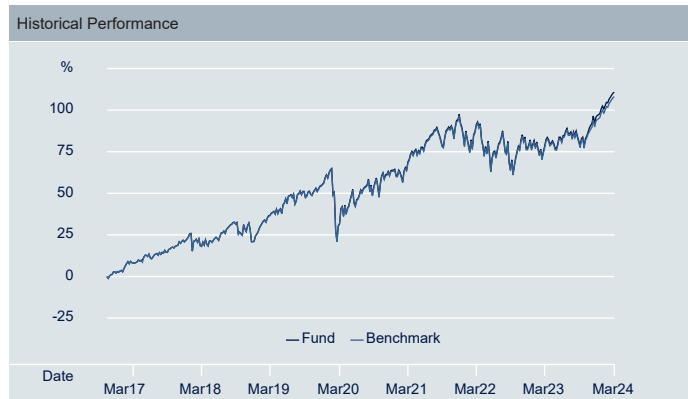
Listing and trading information			
Exchange	Bloomberg Ticker	Reuters RIC	Trading Currency
London Stock Exchange	XMVU LN	XMVU.L	USD

Cumulative performance figures						
	1 Month	3 Months	6 Months	1 Year	3 Years	Annualised Volatility
Share Class	3.12%	7.60%	16.59%	16.94%	26.06%	15.63%
Index	3.12%	7.54%	15.73%	16.03%	24.95%	15.57%
Tracking Difference	0.00%	0.06%	0.86%	0.91%	1.11%	-
Tracking Error	0.03%	0.07%	0.95%	0.68%	0.39%	-

Calendar year performance figures						
	2019	2020	2021	2022	2023	YTD
Share Class	28.23%	5.26%	20.48%	-9.63%	9.96%	7.60%
Index	28.14%	5.09%	20.43%	-9.67%	9.14%	7.54%
Tracking Difference	0.09%	0.16%	0.05%	0.04%	0.83%	0.06%
Tracking Error	0.04%	0.06%	0.03%	0.03%	0.67%	0.07%

Rolling performance figures								
	3/17 - 3/18	3/18 - 3/19	3/19 - 3/20	3/20 - 3/21	3/21 - 3/22	3/22 - 3/23	3/23 - 3/24	Since launch
Share Class	10.54%	14.98%	-6.50%	30.03%	13.34%	-4.89%	16.94%	10.63%
Index	10.45%	14.90%	-6.57%	29.84%	13.30%	-4.96%	16.03%	10.43%
Tracking Difference	0.10%	0.08%	0.08%	0.19%	0.04%	0.07%	0.91%	0.37%
Tracking Error	0.04%	0.06%	0.03%	0.06%	0.03%	0.03%	0.68%	0.25%

**Past performance does not predict future returns.**



Source: DWS, Index Provider

This factsheet is as at 28 March 2024 unless otherwise specified.

Top 10 ETF constituents		
Issuer	ISIN	Weight
BROADCOM LIMITED ORD	US11135F1012	2.14%
MERCK & CO INC ORD	US58933Y1055	1.74%
WASTE MANAGEMENT ORD	US94106L1098	1.69%
INTERNATIONAL BUSINESS MACHINES CO	US4592001014	1.68%
WASTE CONNECTIONS INC	CA94106B1013	1.66%
REPUBLIC SVCS ORD	US7607591002	1.63%
AMPHENOL CL A ORD	US0320951017	1.61%
BERKSHIRE HATHWAY CL B ORD	US0846707026	1.58%
PROGRESSIVE ORD	US7433151039	1.57%
MICROSOFT-T ORD	US5949181045	1.51%

ETF Fundamentals	
ETF PE Ratio (Forward)	18.85
ETF PE Ratio (Trailing)	22.57
Number of Securities in the Fund	166

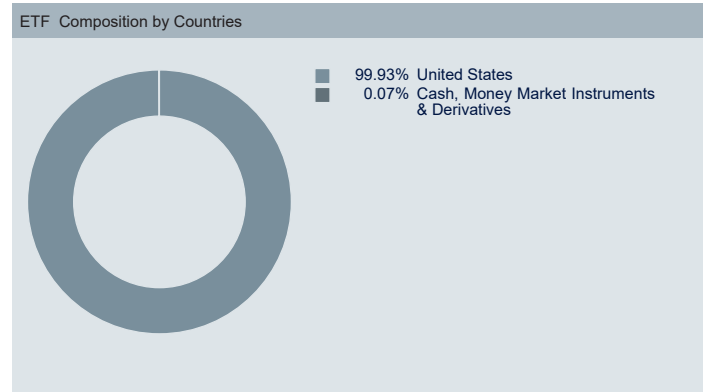
Source: DWS, 28 March 2024

Index information	
Index Name	MSCI USA Minimum Volatility Index (USD)
Index Provider	MSCI INC.
Bloomberg Symbol	M00IMVSO
Index Type	Total Return Net
Index Base Currency	USD
Number of Index constituents	165
Index Rebalance Frequency	Semi-annually

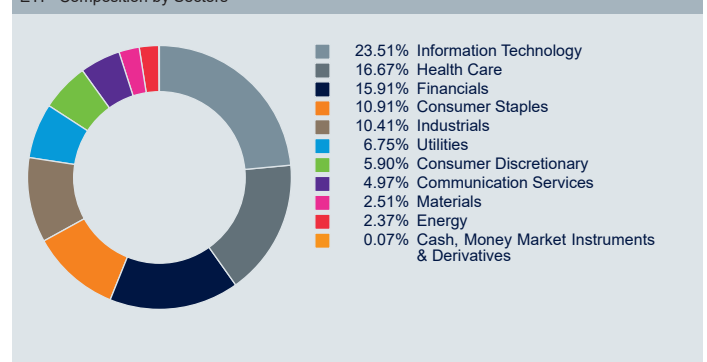
Source: Index Provider

### MSCI USA Minimum Volatility UCITS ETF

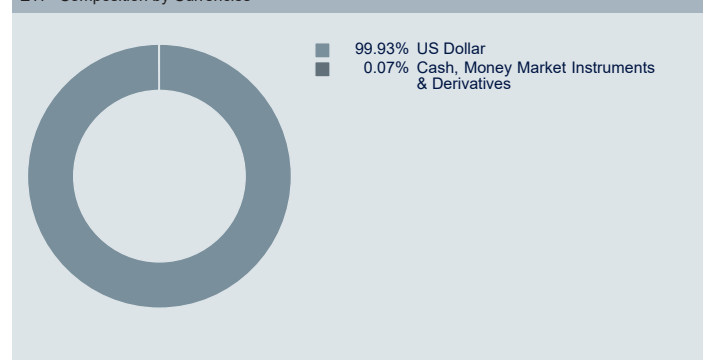
Source: DWS  
Figures may not always add up to 100.00% due to rounding



### ETF Composition by Sectors



### ETF Composition by Currencies



### Further information on Xtrackers ETFs

DWS Investment S.A. | Xtrackers ETF Hotline: +44 (0)20 7547 1747  
 Team Website: [www.Xtrackers.com](http://www.Xtrackers.com)  
 2, Boulevard Konrad Adenauer E-Mail: [Xtrackers@dws.com](mailto:Xtrackers@dws.com)  
 L-1115 Luxembourg  
 Telephone: +352 42 101 8190

### Additional Information

A Glossary of Terms is available at [Xtrackers.com](http://Xtrackers.com).

ETF performance is shown on NAV basis, net of fees and index replication costs. ETF performance includes reinvested dividends. Index performance is calculated on a total return basis. Volatility is calculated since launch of the share class.

### Disclaimer

This document is intended as marketing communication does not create any legally binding obligations on the part of DWS Group GmbH & Co. KGaA and/or its affiliates (DWS). This document does not constitute investment advice. Without limitation, this document does not constitute an offer, an invitation to offer or a recommendation to enter into any transaction. Before making an investment decision, investors need to consider, with or without the assistance of an investment adviser, whether the investments and strategies described or provided by DWS are appropriate in light of their particular investment needs, objectives and financial circumstances. Information in this document has been obtained or derived from sources believed to be reliable and current. However, accuracy or completeness of the sources cannot be guaranteed. According to the information in the sales prospectus distribution of the products mentioned in this document is subject to restrictions of the relevant jurisdictions. This document and the information contained herein may only be distributed and published in jurisdictions in which such distribution and publication is permissible in accordance with applicable law in those jurisdictions. Direct or indirect distribution of this document is prohibited in the USA as well as to or for the account of US persons and persons residing in the USA. Xtrackers (IE) plc is an undertaking for collective investment in transferable securities (UCITS) in accordance with the applicable laws and regulations and set up as open-ended investment company with variable capital and segregated liability amongst its respective compartments. Investors must buy and must usually sell shares in Xtrackers UCITS ETFs on a secondary market with the assistance of an intermediary (e.g. a stockbroker) and may incur fees for doing so. In addition, investors may pay more than the current net asset value when buying shares and may receive less than the current net asset value when selling them. Before making any investment decision, investors should refer to the Risk Factors in the Prospectus and Key Information Document. Tax treatment of the Xtrackers UCITS ETFs depends on the individual circumstances of each investor. Xtrackers (IE) plc is incorporated in Ireland with registered number 393802 and has its registered office at 78 Sir John Rogerson's Quay, Dublin 2, Ireland. DWS Investment S.A. acts as the management company of Xtrackers (IE) plc. The Investment Company may decide to terminate the arrangements made for the marketing of this fund. Complete information on the Fund, including all risks and costs, can be found in the relevant current prospectus. Together with the relevant key information document, these constitute the only binding sales documents for the Fund. Investors can obtain these documents, together with regulatory information, as well as the latest constitutional documents for the Fund in German from DWS Investment GmbH, Mainzer Landstraße 11-17, 60329 Frankfurt am Main or in English from DWS Investment S.A., 2, Boulevard Konrad Adenauer, L-1115 Luxembourg, in printed form free of charge, or available in respective languages from Germany: <https://etf.dws.com/de-de/> Austria: <https://etf.dws.com/de-at/> Belgium: <https://etf.dws.com/en-be/> France: <https://etf.dws.com/fr-fr/> Italy: <https://etf.dws.com/it-it/> Luxembourg: <https://etf.dws.com/en-lu/> Spain: <https://etf.dws.com/es-es/> Netherlands: <https://etf.dws.com/nl-nl/> Sweden: <https://etf.dws.com/sv-se/> and UK/Ireland: <https://etf.dws.com/en-gb/>. A summary of investor rights is available at [www.etf.dws.com](http://www.etf.dws.com) under "About Us – How to Complain?". **PAST PERFORMANCE IS NO GUARANTEE OF FUTURE RESULTS.**  
 © 2024 DWS International GmbH acting through its branch offices where relevant

### Index Disclaimer

The funds or securities referred to herein are not sponsored, endorsed, or promoted by MSCI, and MSCI bears no liability with respect to any such funds or securities or any index on which such funds or securities are based. The Prospectus of Xtrackers MSCI USA Minimum Volatility UCITS ETF contains a more detailed description of the limited relationship MSCI has with Xtrackers and any related funds.

**THINK ETF. THINK X.**