

This factsheet is as at 28 March 2024 unless otherwise specified.

Xtrackers MSCI Europe Industrials ESG Screened UCITS ETF 1C

a sub fund of Xtrackers

At a Glance

- Direct investment in European Equities
- Comprised of large and medium sized companies, covering 85% of the Industrials sector
- ESG screening methodology

Reference Index key features

The MSCI Europe Industrials ESG Screened 20-35 Select Index aims to reflect the performance of the following market:

- Large and mid-cap companies in Developed Market European countries
 - All securities in the index are classified in the Industrials sector as per the Global Industry Classification Standard (GICS)
 - Weighted by free-float adjusted market capitalisation in accordance with the MSCI Capped Indexes methodology, so the largest group entity within each Index is capped at 35% while all other group entities are capped at 20% with a buffer of 10% applied on these limits at each index rebalancing and additional monthly ad-hoc rebalancing as necessary
 - Securities issued by entities failing to meet the following ESG standards, amongst others, are excluded: are associated with controversial weapons, are assigned an MSCI ESG Rating of 'CCC' or are unrated, derive certain revenues from tobacco, conventional weapons, nuclear weapons, civilian firearms, thermal coal, unconventional and/or arctic oil and gas extraction, and palm oil; and any issuer with an MSCI Controversies Score of 0
 - Reduced greenhouse gas intensity relative to the parent index
- Additional information on the index, selection and weighting methodology is available at www.msci.com

Key Risks

- **The value of your investment may go down as well as up and past performance does not predict future returns. Investor capital may be at risk up to a total loss.**
- The Fund is exposed to the currency markets which may be highly volatile. Large price swings can occur in such markets within very short periods and may result in your investment suffering a loss.
- The value of an investment in shares will depend on a number of factors including, but not limited to, market and economic conditions, sector, geographical region and political events.
- The Fund is exposed to market movements in a single country or region which may be adversely affected by political or economic developments, government action or natural events that do not affect a fund investing in broader markets.
- The Fund has a focus on a single or narrow range of industry, sector or types of companies and performance may not reflect a rise in broader markets.

Fund information	
ISIN	LU0292106084
Share class currency	EUR
Fund Currency	EUR
Fund launch date	03 July 2007
Domicile	Luxembourg
Portfolio Methodology	Direct Replication
Sub-Portfolio Manager	DWS Investments UK Ltd
Investment Manager	DWS Investment GmbH
Custodian	State Street Bank International GmbH, Luxembourg Branch
All-in fee ¹	0.17% p.a.
Income treatment	Capitalising
NAV per Share	EUR 161.42
Total Fund Assets	EUR 24.72 Million
Total Shares Outstanding	153,155.00

¹ Please see additional information / Glossary.

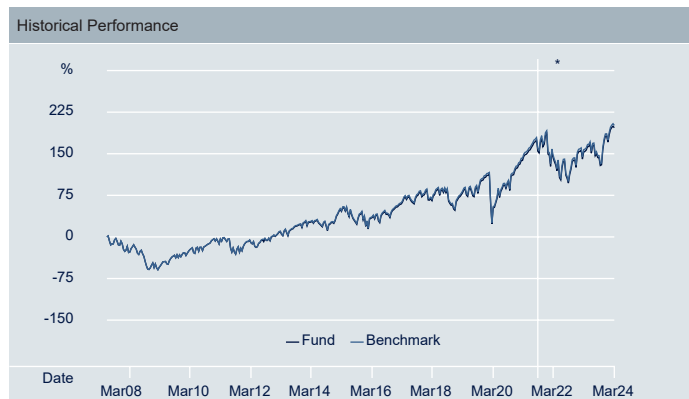
Listing and trading information			
Exchange	Bloomberg Ticker	Reuters RIC	Trading Currency
Xetra	XSNR GY	XSNR.DE	EUR
Stuttgart Stock Exchange	XSNR GS	XSNR.SG	EUR
London Stock Exchange	XSNR LN	XSNR.L	GBP

Cumulative performance figures						
	1 Month	3 Months	6 Months	1 Year	3 Years	Annualised Volatility
Share Class	0.67%	5.37%	19.49%	17.29%	24.86%	22.61%
Index	0.60%	5.29%	19.42%	17.02%	-	22.30%
Tracking Difference	0.07%	0.08%	0.07%	0.27%	-	-
Tracking Error	0.23%	0.14%	0.11%	0.11%	-	-

Calendar year performance figures						
	2019	2020	2021	2022	2023	YTD
Share Class	35.62%	5.97%	30.01%	-19.98%	24.90%	5.37%
Index	-	-	-	-20.13%	24.64%	5.29%
Tracking Difference	-	-	-	0.16%	0.27%	0.08%
Tracking Error	-	-	-	0.10%	0.11%	0.14%

Rolling performance figures												
	3/14 - 3/15	3/15 - 3/16	3/16 - 3/17	3/17 - 3/18	3/18 - 3/19	3/19 - 3/20	3/20 - 3/21	3/21 - 3/22	3/22 - 3/23	3/23 - 3/24	Since launch	
Share Class	17.07%	-9.31%	21.16%	4.57%	2.09%	-15.43%	63.05%	2.91%	3.44%	17.29%	6.72%	
Index	-	-	-	-	-	-	-	-	3.22%	17.02%	-	
Tracking Difference	-	-	-	-	-	-	-	-	0.22%	0.27%	-	
Tracking Error	-	-	-	-	-	-	-	-	0.11%	0.11%	-	

Past performance does not predict future returns.



Source: DWS, Index Provider

*Restructuring event(s): 08 September 2021 to date Index: MSCI Europe Industrials ESG Screened 20-35 Select Index | Performance shown: ETF NAV (EUR) vs index (EUR).

03 July 2007 to 08 September 2021 Index: STOXX® Europe 600 Industrial Goods Index | Performance shown: ETF NAV (EUR) vs index (EUR).

Index performance, Tracking Error and Tracking Difference calculations were reset on 08 September 2021.

This factsheet is as at 28 March 2024 unless otherwise specified.

Top 10 ETF constituents		
Issuer	ISIN	Weight
SIEMENS ORD	DE0007236101	10.16%
SCHNEIDER ELECTRIC SE	FR0000121972	8.62%
RELX PLC ORD	GB00B2B0DG97	5.71%
ABB LTD ORD	CH0012221716	5.21%
VINCI ORD	FR0000125486	4.49%
ATLAS COPCO SR A ORD	SE0017486889	3.18%
DEUTSCHE POST ORD	DE0005552004	2.99%
VOLVO CL B ORD	SE0000115446	2.87%
EXPERIAN ORD	GB00B19NVL48	2.81%
WOLTERS KLUWERS ORD	NL0000395903	2.73%

ETF Fundamentals	
ETF PE Ratio (Forward)	18.01
ETF PE Ratio (Trailing)	18.58
Number of Securities in the Fund	74

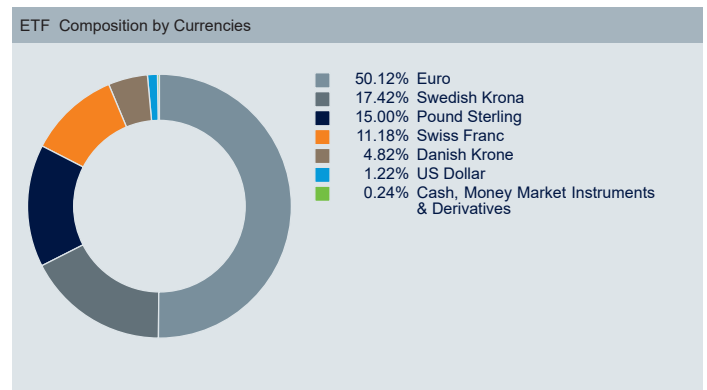
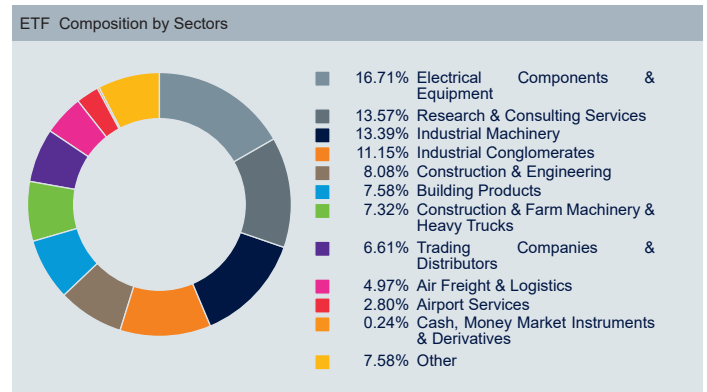
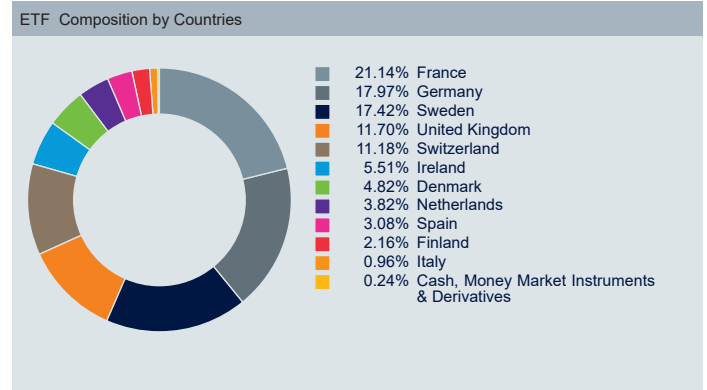
Source: DWS, 28 March 2024

Index information	
Index Name	MSCI Europe Industrials ESG Screened 20-35 Select Index
Index Provider	MSCI INC.
Bloomberg Symbol	NE734592
Index Type	Total Return Net
Index Base Currency	EUR
Number of Index constituents	73
Index Rebalance Frequency	Quarterly

Source: Index Provider

MSCI Europe Industrials ESG Screened UCITS ETF

Source: DWS
Figures may not always add up to 100.00% due to rounding



Further information on Xtrackers ETFs

DWS Investment S.A. | Xtrackers ETF Hotline: +44 (0)20 7547 1747
 Team Website: www.Xtrackers.com
 2, Boulevard Konrad Adenauer E-Mail: Xtrackers@dws.com
 L-1115 Luxembourg
 Telephone: +352 42 101 8190

Additional Information

A Glossary of Terms is available at Xtrackers.com.

ETF performance is shown on NAV basis, net of fees and index replication costs. Index performance is calculated on a total return basis. On restructuring event dates, index values are re-based to match the index level of the previous index. Volatility is calculated since launch of the share class.

Disclaimer

This document is intended as marketing communication does not create any legally binding obligations on the part of DWS Group GmbH & Co. KGaA and/or its affiliates (DWS). This document does not constitute investment advice. Without limitation, this document does not constitute an offer, an invitation to offer or a recommendation to enter into any transaction. Before making an investment decision, investors need to consider, with or without the assistance of an investment adviser, whether the investments and strategies described or provided by DWS are appropriate in light of their particular investment needs, objectives and financial circumstances. Information in this document has been obtained or derived from sources believed to be reliable and current. However, accuracy or completeness of the sources cannot be guaranteed. According to the information in the sales prospectus distribution of the products mentioned in this document is subject to restrictions of the relevant jurisdictions. This document and the information contained herein may only be distributed and published in jurisdictions in which such distribution and publication is permissible in accordance with applicable law in those jurisdictions. Direct or indirect distribution of this document is prohibited in the USA as well as to or for the account of US persons and persons residing in the USA. Xtrackers is an undertaking for collective investment in transferable securities (UCITS) in accordance with the applicable laws and regulations and set up as open-ended investment company with variable capital and segregated liability amongst its respective compartments. Investors must buy and must usually sell shares in Xtrackers UCITS ETFs on a secondary market with the assistance of an intermediary (e.g. a stockbroker) and may incur fees for doing so. In addition, investors may pay more than the current net asset value when buying shares and may receive less than the current net asset value when selling them. Before making any investment decision, investors should refer to the Risk Factors in the Prospectus and Key Information Document. Tax treatment of the Xtrackers UCITS ETFs depends on the individual circumstances of each investor. Xtrackers is incorporated in the Grand Duchy of Luxembourg, is registered with the Luxembourg Trade and Companies' Register under number B-119.899 and has its registered office at 49, avenue J.F. Kennedy, L-1855 Luxembourg. DWS Investment S.A. acts as the management company of Xtrackers. The Investment Company may decide to terminate the arrangements made for the marketing of this fund. Complete information on the Fund, including all risks and costs, can be found in the relevant current prospectus. Together with the relevant key information document, these constitute the only binding sales documents for the Fund. Investors can obtain these documents, together with regulatory information, as well as the latest constitutional documents for the Fund in German from DWS Investment GmbH, Mainzer Landstraße 11-17, 60329 Frankfurt am Main or in English from DWS Investment S.A., 2, Boulevard Konrad Adenauer, L-1115 Luxembourg, in printed form free of charge, or available in respective languages from Germany: <https://etf.dws.com/de-de/> Austria: <https://etf.dws.com/de-at/> Belgium: <https://etf.dws.com/en-be/> France: <https://etf.dws.com/fr-fr/> Italy: <https://etf.dws.com/it-it/> Luxembourg: <https://etf.dws.com/en-lu/> Spain: <https://etf.dws.com/es-es/> Netherlands: <https://etf.dws.com/nl-nl/> Sweden: <https://etf.dws.com/sv-se/> and UK/Ireland: <https://etf.dws.com/en-gb/>. A summary of investor rights is available at www.etf.dws.com under "About Us – How to Complain?". **PAST PERFORMANCE IS NO GUARANTEE OF FUTURE RESULTS.**
 © 2024 DWS International GmbH acting through its branch offices where relevant

Index Disclaimer

The funds or securities referred to herein are not sponsored, endorsed, or promoted by MSCI, and MSCI bears no liability with respect to any such funds or securities or any index on which such funds or securities are based. The Prospectus of Xtrackers MSCI Europe Industrials ESG Screened UCITS ETF contains a more detailed description of the limited relationship MSCI has with Xtrackers and any related funds.