

This factsheet is as at 28 March 2024 unless otherwise specified.

Xtrackers EMU Net Zero Pathway Paris Aligned UCITS ETF 1C

a sub fund of Xtrackers (IE) Plc

At a Glance

- Direct investment in Eurozone large and mid-cap equities
- Complies with the Paris Aligned Benchmark regulation regarding decarbonisation and activity filters
- Integration of IIGCC recommendations on green revenues, science-based targets and climate disclosures

Reference Index key features

The Solactive ISS ESG Developed Markets Eurozone Net Zero Pathway Index aims to reflect the performance of the following market:

- Large and mid-capitalisation companies from Eurozone countries which are selected and weighted with the aim of seeking alignment with EU Paris Aligned Benchmark standards and certain net zero frameworks
 - ESG exclusions
 - Reviewed on a semi-annual basis
- Additional information on the index, selection and weighting methodology is available at www.solactive.com.

Fund information	
ISIN	IE000Y6L6LE6
Share class currency	EUR
Fund Currency	EUR
Fund launch date	17 February 2022
Domicile	Ireland
Portfolio Methodology	Direct Replication
Sub-Portfolio Manager	DWS Investments UK Ltd
Investment Manager	DWS Investment GmbH
Custodian	State Street Custodial Services (Ireland) Limited
All-in fee ¹	0.15% p.a.
Income treatment	Capitalising
NAV per Share	EUR 45.33
Total Fund Assets	EUR 17.50 Million
Total Shares Outstanding	386,000.00

¹ Please see additional information / Glossary.

Key Risks

- **The value of your investment may go down as well as up and past performance does not predict future returns. Investor capital may be at risk up to a total loss.**
- The value of an investment in shares will depend on a number of factors including, but not limited to, market and economic conditions, sector, geographical region and political events.
- The Fund is exposed to market movements in a single country or region which may be adversely affected by political or economic developments, government action or natural events that do not affect a fund investing in broader markets.

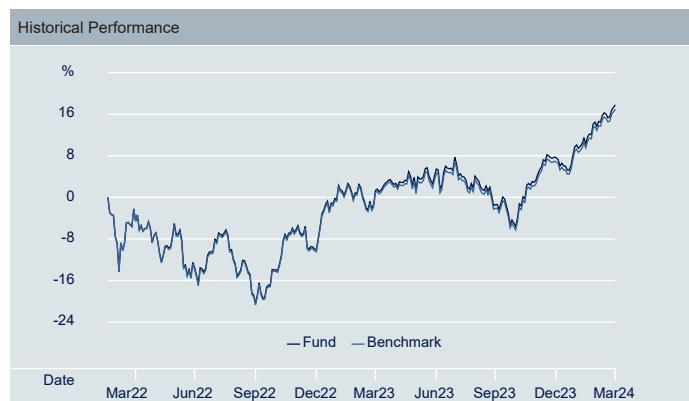
Listing and trading information			
Exchange	Bloomberg Ticker	Reuters RIC	Trading Currency
Xetra	XNZE GR	XNZE.DE	EUR
SIX Swiss Exchange	XNZE SW	XNZE.S	CHF
London Stock Exchange	XNZE LN	XNZE.L	GBP
Italian Stock Exchange	XNZE IM	XNZE.MI	EUR

Cumulative performance figures					
	1 Month	3 Months	6 Months	1 Year	Annualised Volatility
Share Class	3.63%	9.47%	18.58%	15.46%	18.02%
Index	3.60%	9.48%	18.56%	15.08%	17.74%
Tracking Difference	0.02%	-0.01%	0.02%	0.38%	-
Tracking Error	0.09%	0.07%	0.06%	0.10%	-

Calendar year performance figures		
	2023	YTD
Share Class	19.72%	9.47%
Index	19.32%	9.48%
Tracking Difference	0.40%	-0.01%
Tracking Error	0.11%	0.07%

Rolling performance figures			
	3/22 - 3/23	3/23 - 3/24	Since launch
Share Class	6.91%	15.46%	8.08%
Index	6.51%	15.08%	7.71%
Tracking Difference	0.40%	0.38%	0.41%
Tracking Error	0.12%	0.10%	0.11%

Past performance does not predict future returns.



Source: DWS, Index Provider

This factsheet is as at 28 March 2024 unless otherwise specified.

Top 10 ETF constituents		
Issuer	ISIN	Weight
ASML HOLDING ORD	NL0010273215	8.92%
LVMH MOET HENNESSY LOUIS VUITT	FR0000121014	5.31%
SAP SE ORD	DE0007164600	4.43%
SIEMENS ORD	DE0007236101	3.05%
SCHNEIDER ELECTRIC SE	FR0000121972	2.55%
ALLIANZ	DE0008404005	2.43%
L OREAL S.A.	FR0000120321	2.32%
SANOFI SA ORD	FR0000120578	2.29%
HERMES INTL ORD	FR0000052292	2.09%
FERRARI N V/D	NL0011585146	1.74%

ETF Fundamentals	
ETF PE Ratio (Forward)	14.31
ETF PE Ratio (Trailing)	15.97
Number of Securities in the Fund	159

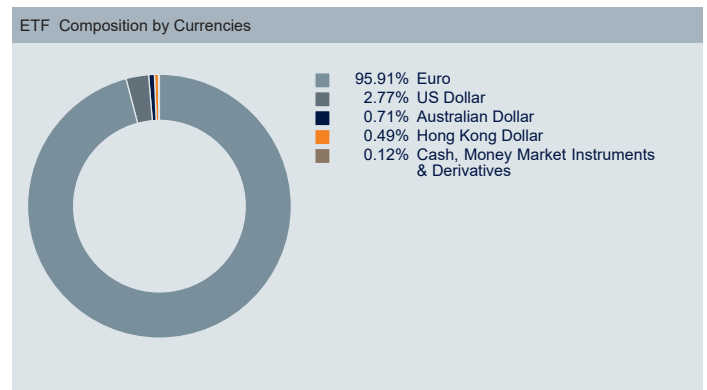
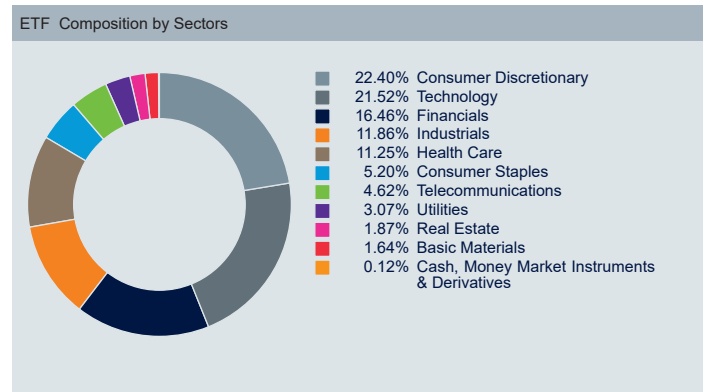
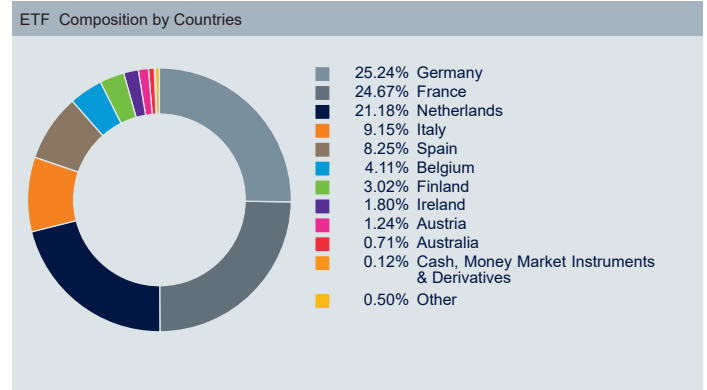
Source: DWS, 28 March 2024

Index information	
Index Name	Solactive ISS ESG Developed Markets Eurozone Net Zero Pathway Index
Index Provider	Solactive AG
Bloomberg Symbol	SOEZNTZN
Index Type	Total Return Net
Index Base Currency	EUR
Number of Index constituents	158
Index Rebalance Frequency	Semi-annually

Source: Index Provider

EMU Net Zero Pathway Paris Aligned UCITS ETF

Source: DWS
Figures may not always add up to 100.00% due to rounding



Further information on Xtrackers ETFs

DWS Investment S.A. | Xtrackers ETF Hotline: +44 (0)20 7547 1747
 Team Website: www.Xtrackers.com
 2, Boulevard Konrad Adenauer E-Mail: Xtrackers@dws.com
 L-1115 Luxembourg
 Telephone: +352 42 101 8190

Additional Information

A Glossary of Terms is available at Xtrackers.com.

ETF performance is shown on NAV basis, net of fees and index replication costs. Index performance is calculated on a total return basis. Volatility is calculated since launch of the share class.

Disclaimer

This document is intended as marketing communication does not create any legally binding obligations on the part of DWS Group GmbH & Co. KGaA and/or its affiliates (DWS). This document does not constitute investment advice. Without limitation, this document does not constitute an offer, an invitation to offer or a recommendation to enter into any transaction. Before making an investment decision, investors need to consider, with or without the assistance of an investment adviser, whether the investments and strategies described or provided by DWS are appropriate in light of their particular investment needs, objectives and financial circumstances. Information in this document has been obtained or derived from sources believed to be reliable and current. However, accuracy or completeness of the sources cannot be guaranteed. According to the information in the sales prospectus distribution of the products mentioned in this document is subject to restrictions of the relevant jurisdictions. This document and the information contained herein may only be distributed and published in jurisdictions in which such distribution and publication is permissible in accordance with applicable law in those jurisdictions. Direct or indirect distribution of this document is prohibited in the USA as well as to or for the account of US persons and persons residing in the USA. Xtrackers (IE) plc is an undertaking for collective investment in transferable securities (UCITS) in accordance with the applicable laws and regulations and set up as open-ended investment company with variable capital and segregated liability amongst its respective compartments. Investors must buy and must usually sell shares in Xtrackers UCITS ETFs on a secondary market with the assistance of an intermediary (e.g. a stockbroker) and may incur fees for doing so. In addition, investors may pay more than the current net asset value when buying shares and may receive less than the current net asset value when selling them. Before making any investment decision, investors should refer to the Risk Factors in the Prospectus and Key Information Document. Tax treatment of the Xtrackers UCITS ETFs depends on the individual circumstances of each investor. Xtrackers (IE) plc is incorporated in Ireland with registered number 393802 and has its registered office at 78 Sir John Rogerson's Quay, Dublin 2, Ireland. DWS Investment S.A. acts as the management company of Xtrackers (IE) plc. The Investment Company may decide to terminate the arrangements made for the marketing of this fund. Complete information on the Fund, including all risks and costs, can be found in the relevant current prospectus. Together with the relevant key information document, these constitute the only binding sales documents for the Fund. Investors can obtain these documents, together with regulatory information, as well as the latest constitutional documents for the Fund in German from DWS Investment GmbH, Mainzer Landstraße 11-17, 60329 Frankfurt am Main or in English from DWS Investment S.A., 2, Boulevard Konrad Adenauer, L-1115 Luxembourg, in printed form free of charge, or available in respective languages from Germany: <https://etf.dws.com/de-de/> Austria: <https://etf.dws.com/de-at/> Belgium: <https://etf.dws.com/en-be/> France: <https://etf.dws.com/fr-fr/> Italy: <https://etf.dws.com/it-it/> Luxembourg: <https://etf.dws.com/en-lu/> Spain: <https://etf.dws.com/es-es/> Netherlands: <https://etf.dws.com/nl-nl/> Sweden: <https://etf.dws.com/sv-se/> and UK/Ireland: <https://etf.dws.com/en-gb/>. A summary of investor rights is available at www.etf.dws.com under "About Us – How to Complain?". **PAST PERFORMANCE IS NO GUARANTEE OF FUTURE RESULTS.**

© 2024 DWS International GmbH acting through its branch offices where relevant

Index Disclaimer

The financial instrument is not sponsored, promoted, sold or supported in any other manner by Solactive AG nor does Solactive AG offer any express or implicit guarantee or assurance either with regard to the results of using the Index and/or Index trade mark or the Index Price at any time or in any other respect.