

This factsheet is as at 28 March 2024 unless otherwise specified.

# Xtrackers MSCI EM Latin America ESG Swap UCITS ETF 1C

a sub fund of Xtrackers

## At a Glance

- Exposure to Latin American Emerging Market Equities
- Countries include Brazil, Chile, Colombia, Mexico and Peru
- Provides diversified exposure to Latin American Emerging Market large and mid-cap Equities that exhibit higher ESG characteristics, and lower carbon exposure compared to their peers
- ESG Methodology

## Reference Index key features

The MSCI EM Latin America Low Carbon SRI Leaders Index aims to reflect the performance of the following market:

- Large and mid-cap companies from Latin American Emerging Markets with high ESG characteristics and low carbon exposures, relative to their peers
- Reviewed on a quarterly basis

Additional information on the index, selection and weighting methodology is available at [www.msci.com](http://www.msci.com)

Fund information	
ISIN	LU0292108619
Share class currency	USD
Fund Currency	USD
Fund launch date	22 June 2007
Domicile	Luxembourg
Portfolio Methodology	Substitute Basket + Swap
Sub-Portfolio Manager	DWS Investments UK Ltd
Investment Manager	DWS Investments UK Ltd
Custodian	State Street Bank International GmbH, Luxembourg Branch
All-in fee <sup>1</sup>	0.40% p.a.
Income treatment	Capitalising
Active swap counterparties	Merrill Lynch International
NAV per Share	USD 44.89
Total Fund Assets	USD 131.46 Million
Total Shares Outstanding	2.93 Million

<sup>1</sup> Please see additional information / Glossary.

## Key Risks

- The value of your investment may go down as well as up and past performance does not predict future returns. Investor capital may be at risk up to a total loss.
- The Fund is exposed to the currency markets which may be highly volatile. Large price swings can occur in such markets within very short periods and may result in your investment suffering a loss.
- The Fund is exposed to less economically developed economies (known as emerging markets) which involve greater risks than well developed economies. Political unrest and economic downturn may be more likely and will affect the value of your investment.
- The value of an investment in shares will depend on a number of factors including, but not limited to, market and economic conditions, sector, geographical region and political events.
- The Fund is exposed to market movements in a single country or region which may be adversely affected by political or economic developments, government action or natural events that do not affect a fund investing in broader markets.
- The Fund will enter into a derivative with a counterparty. If the counterparty fails to make payments (for example, it becomes insolvent) this may result in your investment suffering a loss.

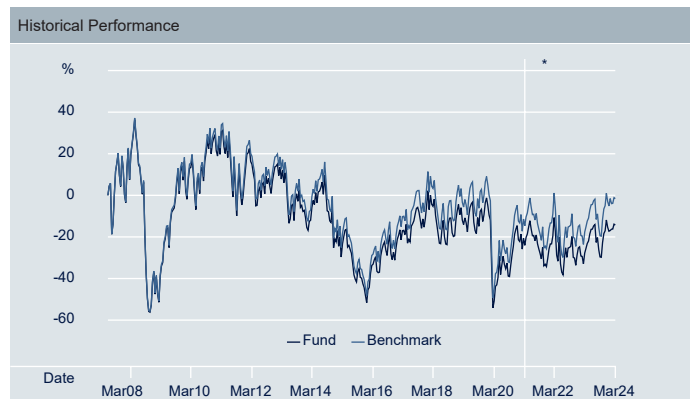
Listing and trading information			
Exchange	Bloomberg Ticker	Reuters RIC	Trading Currency
Xetra	DBX3 GY	DBX3.DE	EUR
Stuttgart Stock Exchange	XMLA GS	XMLA.SG	EUR
London Stock Exchange	XMLA LN	XMLA.L	GBP
London Stock Exchange	XMLD LN	XMLD.L	USD
BX Berne eXchange	XMLACHF BW	XMLA.BN	CHF

Cumulative performance figures						
	1 Month	3 Months	6 Months	1 Year	3 Years	Annualised Volatility
Share Class	2.23%	-2.51%	15.15%	19.04%	11.34%	29.59%
Index	2.28%	-2.35%	15.52%	19.91%	13.81%	28.89%
Tracking Difference	-0.05%	-0.16%	-0.38%	-0.87%	-2.47%	-
Tracking Error	0.02%	0.02%	0.02%	0.03%	0.03%	-

Calendar year performance figures						
	2019	2020	2021	2022	2023	YTD
Share Class	16.52%	-14.56%	-18.20%	3.38%	26.07%	-2.51%
Index	-	-	-	3.99%	27.02%	-2.35%
Tracking Difference	-	-	-	-0.61%	-0.95%	-0.16%
Tracking Error	-	-	-	0.03%	0.03%	0.02%

Rolling performance figures												
	3/14 - 3/15	3/15 - 3/16	3/16 - 3/17	3/17 - 3/18	3/18 - 3/19	3/19 - 3/20	3/20 - 3/21	3/21 - 3/22	3/22 - 3/23	3/23 - 3/24	Since launch	
Share Class	-21.69%	-9.76%	22.20%	18.26%	-7.34%	-41.22%	47.02%	12.33%	-16.74%	19.04%	-0.76%	
Index	-	-	-	-	-	-	-	13.29%	-16.22%	19.91%	-	
Tracking Difference	-	-	-	-	-	-	-	-0.95%	-0.52%	-0.87%	-	
Tracking Error	-	-	-	-	-	-	-	0.03%	0.03%	0.03%	-	

Past performance does not predict future returns.



Source: DWS, Index Provider

\*Restructuring event(s): 25 March 2021 to date Index: MSCI EM Latin America Low Carbon SRI Leaders Index | Performance shown: ETF NAV (USD) vs index (USD).

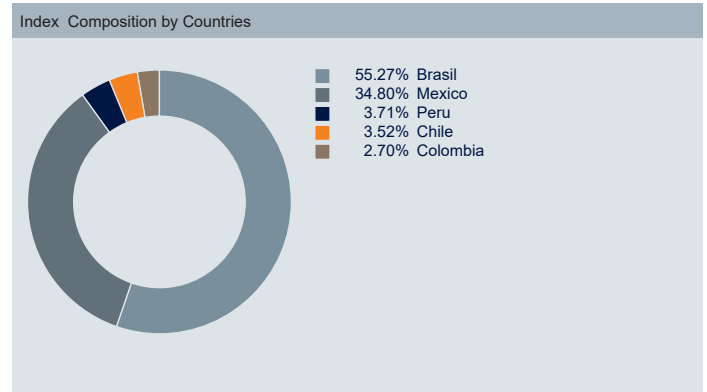
22 June 2007 to 25 March 2021 Index: MSCI Total Return Net Emerging Markets Latin America Index | Performance shown: ETF NAV (USD) vs index (USD). Index performance, Tracking Error and Tracking Difference calculations were reset on 25 March 2021.

This factsheet is as at 28 March 2024 unless otherwise specified.

Top 10 index constituents		
Issuer	ISIN	Weight
ITAU UNIBANCO HOLDING PRF	BRITUBACNPR1	12.33%
GRUPO FINANCE BANORTE ORD	MXP370711014	9.56%
FOMENTO ECONOMICO MEXICANO ORD	MXP320321310	9.26%
BANCO BRADESCO PRF	BRBBDACNPR8	6.80%
AMERICA MOVIL SAB DE CV SERIES B ORD	MX01AM050019	6.31%
WEG ON ORD	BRWEGEACNOR0	4.64%
LOCALIZA ON ORD	BRRENTACNOR4	4.34%
CREDICORP ORD	BMG2519Y1084	3.71%
RAIA DROGASIL ORD	BRRADLACNOR0	2.84%
EQUATORIAL ENERGIA ORD	BREQLTACNOR0	2.76%

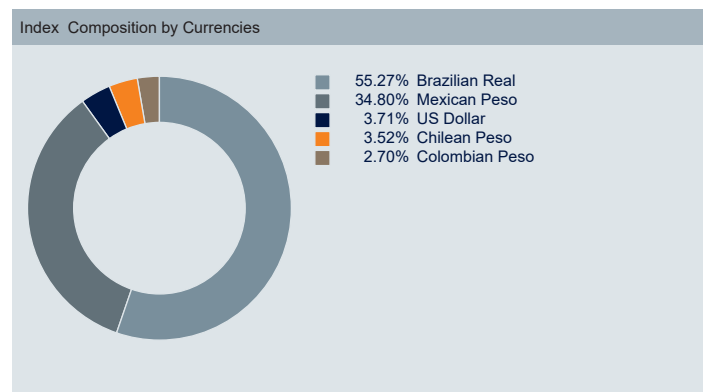
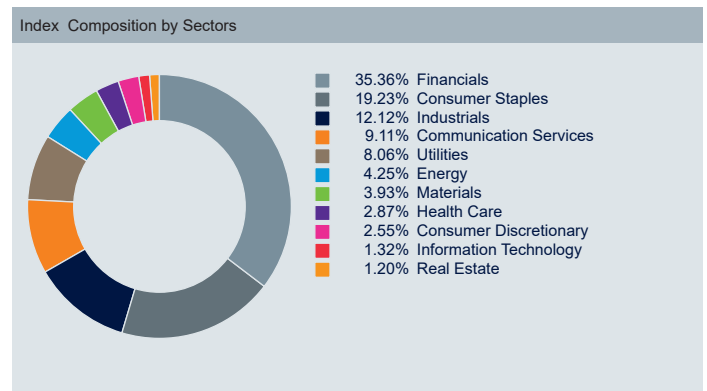
### MSCI EM Latin America Low Carbon SRI Leaders Index

Source: Index provider as at 29 December 2023  
 Figures may not always add up to 100.00% due to rounding



Index information	
Index Name	MSCI EM Latin America Low Carbon SRI Leaders Index
Index Provider	MSCI INC.
Bloomberg Symbol	NU735788
Index Type	Total Return Net
Index Base Currency	USD
Number of Index constituents	41
Dividend Yield	5.28%
Index PE Ratio (Trailing)	10.24
Index PE Ratio (Forward)	11.95
Index Rebalance Frequency	Quarterly

Source: Index Provider



### Further information on Xtrackers ETFs

DWS Investment S.A. | Xtrackers ETF Hotline: +44 (0)20 7547 1747  
 Team Website: [www.Xtrackers.com](http://www.Xtrackers.com)  
 2, Boulevard Konrad Adenauer E-Mail: [Xtrackers@dws.com](mailto:Xtrackers@dws.com)  
 L-1115 Luxembourg  
 Telephone: +352 42 101 8190

### Additional Information

A Glossary of Terms is available at [Xtrackers.com](http://Xtrackers.com).

ETF performance is shown on NAV basis, net of fees and index replication costs. Index performance is calculated on a total return basis. On restructuring event dates, index values are re-based to match the index level of the previous index. Volatility is calculated since launch of the share class.

### Disclaimer

This document is intended as marketing communication does not create any legally binding obligations on the part of DWS Group GmbH & Co. KGaA and/or its affiliates (DWS). This document does not constitute investment advice. Without limitation, this document does not constitute an offer, an invitation to offer or a recommendation to enter into any transaction. Before making an investment decision, investors need to consider, with or without the assistance of an investment adviser, whether the investments and strategies described or provided by DWS are appropriate in light of their particular investment needs, objectives and financial circumstances. Information in this document has been obtained or derived from sources believed to be reliable and current. However, accuracy or completeness of the sources cannot be guaranteed. According to the information in the sales prospectus distribution of the products mentioned in this document is subject to restrictions of the relevant jurisdictions. This document and the information contained herein may only be distributed and published in jurisdictions in which such distribution and publication is permissible in accordance with applicable law in those jurisdictions. Direct or indirect distribution of this document is prohibited in the USA as well as to or for the account of US persons and persons residing in the USA. Xtrackers is an undertaking for collective investment in transferable securities (UCITS) in accordance with the applicable laws and regulations and set up as open-ended investment company with variable capital and segregated liability amongst its respective compartments. Investors must buy and must usually sell shares in Xtrackers UCITS ETFs on a secondary market with the assistance of an intermediary (e.g. a stockbroker) and may incur fees for doing so. In addition, investors may pay more than the current net asset value when buying shares and may receive less than the current net asset value when selling them. Before making any investment decision, investors should refer to the Risk Factors in the Prospectus and Key Information Document. Tax treatment of the Xtrackers UCITS ETFs depends on the individual circumstances of each investor. Xtrackers is incorporated in the Grand Duchy of Luxembourg, is registered with the Luxembourg Trade and Companies' Register under number B-119.899 and has its registered office at 49, avenue J.F. Kennedy, L-1855 Luxembourg. DWS Investment S.A. acts as the management company of Xtrackers. The Investment Company may decide to terminate the arrangements made for the marketing of this fund. Complete information on the Fund, including all risks and costs, can be found in the relevant current prospectus. Together with the relevant key information document, these constitute the only binding sales documents for the Fund. Investors can obtain these documents, together with regulatory information, as well as the latest constitutional documents for the Fund in German from DWS Investment GmbH, Mainzer Landstraße 11-17, 60329 Frankfurt am Main or in English from DWS Investment S.A., 2, Boulevard Konrad Adenauer, L-1115 Luxembourg, in printed form free of charge, or available in respective languages from Germany: <https://etf.dws.com/de-de/> Austria: <https://etf.dws.com/de-at/> Belgium: <https://etf.dws.com/en-be/> France: <https://etf.dws.com/fr-fr/> Italy: <https://etf.dws.com/it-it/> Luxembourg: <https://etf.dws.com/en-lu/> Spain: <https://etf.dws.com/es-es/> Netherlands: <https://etf.dws.com/nl-nl/> Sweden: <https://etf.dws.com/sv-se/> and UK/Ireland: <https://etf.dws.com/en-gb/>. A summary of investor rights is available at [www.etf.dws.com](http://www.etf.dws.com) under "About Us – How to Complain?". **PAST PERFORMANCE IS NO GUARANTEE OF FUTURE RESULTS.**  
 © 2024 DWS International GmbH acting through its branch offices where relevant

### Index Disclaimer

The funds or securities referred to herein are not sponsored, endorsed, or promoted by MSCI, and MSCI bears no liability with respect to any such funds or securities or any index on which such funds or securities are based. The Prospectus of Xtrackers MSCI EM Latin America ESG Swap UCITS ETF contains a more detailed description of the limited relationship MSCI has with Xtrackers and any related funds.