

This factsheet is as at 29 April 2022 unless otherwise specified.
Past performance is not a reliable indicator of future results.

Xtrackers II EUR High Yield Corporate Bond 1-3 Swap UCITS ETF 1D

a sub fund of Xtrackers II

At a Glance

- Exposure to EUR denominated corporate bonds
- High yield bonds only
- Broadly diversified across issuers

Fund information	
ISIN	LU1109939865
Share class currency	EUR
Fund Currency	EUR
Fund launch date	08 January 2015
Domicile	Luxembourg
Portfolio Methodology	Substitute Basket + Swap
Sub-Portfolio Manager	DWS Investments UK Ltd
Investment Manager	DWS Investments UK Ltd
Custodian	State Street Bank International GmbH, Luxembourg Branch
All-in fee ¹	0.25% p.a.
Income treatment	Distribution
Active swap counterparties	Deutsche Bank AG
NAV per Share	EUR 8.90
Total Fund Assets	EUR 84.87 Million
Total Shares Outstanding	9.54 Million
Reporting Fund	Yes

¹ Please see additional information / Glossary.

Cumulative performance figures						
	1 Month	3 Months	6 Months	1 Year	3 Years	Annualised Volatility
Share Class	-1.44%	-3.58%	-3.78%	-3.24%	1.45%	3.27%
Index	-1.41%	-3.48%	-3.57%	-2.81%	3.33%	3.19%
Tracking Difference	-0.03%	-0.10%	-0.21%	-0.43%	-1.88%	-
Tracking Error	0.03%	0.02%	0.02%	0.02%	0.04%	-

Rolling performance figures						
	4/17 - 4/18	4/18 - 4/19	4/19 - 4/20	4/20 - 4/21	4/21 - 4/22	Since launch
Share Class	3.02%	0.46%	-7.20%	12.98%	-3.24%	1.12%
Index	3.39%	0.81%	-6.87%	14.16%	-2.81%	1.59%
Tracking Difference	-0.36%	-0.35%	-0.33%	-1.18%	-0.43%	-0.50%
Tracking Error	0.02%	0.02%	0.02%	0.06%	0.02%	0.11%

Calendar year performance figures						
	2017	2018	2019	2020	2021	YTD
Share Class	3.49%	-2.38%	5.80%	0.77%	2.62%	-4.05%
Index	3.85%	-2.03%	6.16%	1.71%	3.17%	-3.91%
Tracking Difference	-0.36%	-0.35%	-0.37%	-0.94%	-0.55%	-0.14%
Tracking Error	0.02%	0.02%	0.02%	0.06%	0.02%	0.02%

Listing and trading information						
Exchange	Bloomberg Ticker	Reuters RIC	Trading Currency	NSIN	Exchange Code (local)	Settlement
Xetra	XHY1 GY	XHY1.DE	EUR	DBXOPP	XHY1	t+2
Italian Stock Exchange	XHY1 IM	XHY1.MI	EUR	-	XHY1	t+2

Markit iBoxx EUR Liquid High Yield 1-3 Index

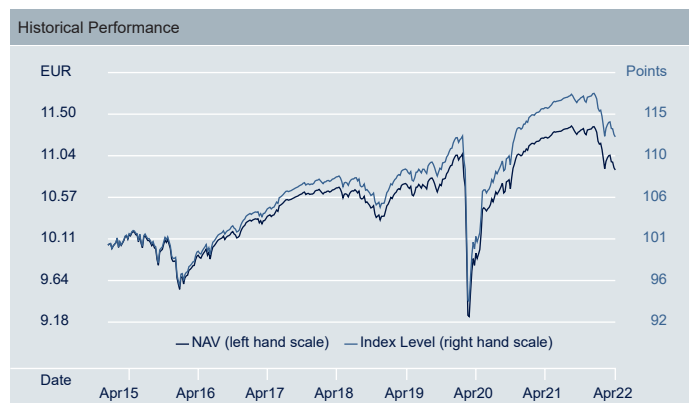
The Markit iBoxx EUR Liquid High Yield 1-3 Index aims to reflect the performance of the following market:

- EUR-denominated corporate bonds
- Sub Investment grade bonds only, minimum rating of CCC
- Bonds with maturities between 1 and 3 years and of at least 2 years for new entries
- Bonds with a maximum original time to maturity of 10.5 years
- Minimum amount outstanding of EUR 250 million per bond
- Issuer cap of 3%

Additional information on the Index and the general methodology behind the Markit iBoxx indices can be found on Markit iBoxx website (www.markit.com).

Key Risks

- The Fund is not guaranteed and your investment is at risk. The value of your investment may go down as well as up.
- Bonds are exposed to credit risk and interest rate risk. There is a risk that the bond issuer may be unable to pay interest or repay the bond principal, resulting in your investment suffering a loss. If interest rates rise, typically the value of the bond will fall, which could also affect the value of your investment.
- The Fund will enter into a derivative with a counterparty. If the counterparty fails to make payments (for example, it becomes insolvent) this may result in your investment suffering a loss.
- The Fund invests in non-investment grade bonds which generally have a higher risk of default and are more susceptible to market fluctuations. This could adversely affect the value of your investment.



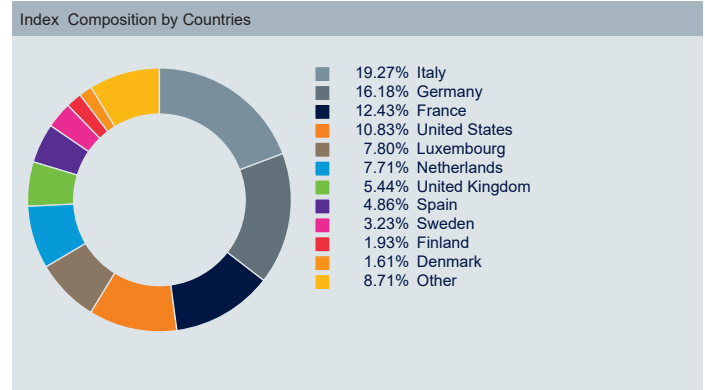
Source: DWS, Index Provider

This factsheet is as at 29 April 2022 unless otherwise specified.
Past performance is not a reliable indicator of future results.

Top 10 index constituents		
Security	ISIN	Weight
Nidda Healthcare Holding GmbH 9/24	XS1690644668	1.89%
INTESA 09/23	XS0971213201	1.85%
THYSSENKRUPP AG	DE000A2TEDB8	1.72%
Telecom Italia SpA 4/24	XS1935256369	1.53%
FORD MOTOR CREDIT 03/24 AX451749	XS1959498160	1.49%
Lincoln Financing SARL 4/24	XS1974797364	1.47%
DEUTSCHE BANK AG 02/25 EUR36648	DE000DB7XJJ2	1.46%
ZF North America Capital Inc 4/23	DE000A14J7G6	1.32%
DKT Finance ApS 6/23	XS1841967356	1.24%
TEVA PHARM FNC NL II COMPANY GUAR 01/25 6 1/25	XS2198213956	1.22%

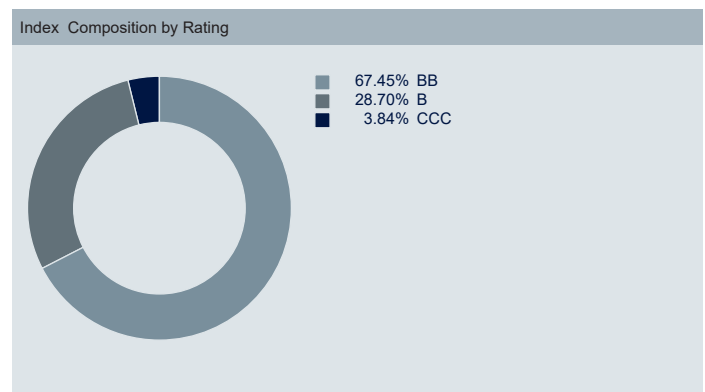
Markit iBoxx EUR Liquid High Yield 1-3 Index

Source: Index provider as at 31 March 2022
 Figures may not always add up to 100.00% due to rounding



Index information	
Bloomberg Symbol	IBXXEHL1
Index Type	Total Return Gross
Index Base Currency	EUR
Index Rebalance Frequency	Monthly
Coupon	3.17%
Effective Duration	1.93
Modified Duration	1.93
Yield To Maturity	5.51%

Source: Index Provider



Further information on Xtrackers

DWS Investments UK Limited
 Winchester House
 1 Great Winchester Street
 London EC2N 2DB
 United Kingdom

Hotline: +44 (0)20 7547 1747
 Website: www.Xtrackers.com
 E-Mail: Xtrackers@dws.com

Additional information

A Glossary of Terms is available at Xtrackers.com.

ETF performance is shown on NAV basis, net of fees and index replication costs. ETF performance includes reinvested dividends. Index performance is calculated on a total return basis. Volatility is calculated since launch of the share class.

Key Risk Factors

Investments in funds involve numerous risks including, among others, general market risks, credit risks, foreign exchange risks, interest rate risks and liquidity risks. As such, the value of an investment in an Xtrackers ETF may go down as well as up and can result in losses, up to and including a total loss of the amount initially invested.

Movements in exchange rates can impact the value of your investment. If the currency of your country of residence is different from the currency in which the underlying investments of the fund are made, the value of your investment may increase or decrease subject to movements in exchange rates.

Disclaimer

This document is intended for information purposes only and does not create any legally binding obligations on the part of DWS Group GmbH & Co. KGaA and/or its affiliates (DWS). This document has been prepared without consideration of the investment needs, objectives or financial circumstances of any investor. Without limitation, this document does not constitute an offer, an invitation to offer or a recommendation to enter into any transaction. Before making an investment decision, investors need to consider, with or without the assistance of an investment adviser, whether the investments and strategies described or provided by DWS are appropriate in light of their particular investment needs, objectives and financial circumstances. Information in this document has been obtained or derived from sources believed to be reliable and current. However, accuracy or completeness of the sources cannot be guaranteed. This document is not directed to, or intended for distribution to or use by, any person or entity who is a citizen or resident of or located in any locality, state, country or other jurisdiction, including the United States, where such distribution, publication, availability or use would be contrary to law or regulation or which would subject DWS to any registration or licensing requirement within such jurisdiction not currently met within such jurisdiction. Persons into whose possession this document may come are required to inform themselves of, and to observe, such restrictions. Xtrackers II is an undertaking for collective investment in transferable securities (UCITS) in accordance with the applicable laws and regulations and set up as open-ended investment company with variable capital and segregated liability amongst its respective compartments. Xtrackers II is incorporated in the Grand Duchy of Luxembourg, is registered with the Luxembourg Trade and Companies' Register under number B-124.284 and has its registered office at 49, avenue J.F. Kennedy, L-1855 Luxembourg. DWS Investment S.A. acts as the management company of Xtrackers II. Any investment decision in relation to a fund should be based solely on the latest version of the prospectus, the audited annual and, if more recent, un-audited semi-annual reports and the Key Investor Information Document (KIID), all of which are available in English upon request to DWS Investment S.A., 2, Boulevard Konrad Adenauer, L-1115 Luxembourg or on www.Xtrackers.com. **PAST PERFORMANCE IS NO GUARANTEE OF FUTURE RESULTS.**
 © DWS Investments UK Limited, 2022. Authorised and regulated by the Financial Conduct Authority.

Index Disclaimer

The Index and the trademarks therein are the intellectual property of Markit Indices Limited and/or its licensors ("Markit"), used under license from Markit. The Fund is not sponsored, endorsed, sold or promoted by Markit. Markit has no liability with respect thereto, and makes no express or implied warranties or representations with respect to the accuracy, fitness for a particular purpose or results obtained by using the Index. The full disclaimer can be found in the Fund prospectus.

THINK ETF. THINK X.