

This factsheet is as at 28 March 2024 unless otherwise specified.

Xtrackers MSCI Korea UCITS ETF 1C

a sub fund of Xtrackers

At a Glance

- Direct investment in Korean equities
- Provides diversified exposure to large and mid-cap Korean equities, with 85% market representation

Reference Index key features

The MSCI Korea 20-35 Custom Index aims to reflect the performance of the following market:

- Large and mid-cap companies listed in South Korea
- Covers approximately 85% of free-float market capitalisation
- Weighted by free-float adjusted market capitalization with the largest group entity in the index limited to 35% and the weight of the other entities limited to 20% with a buffer of 10% applied on these limits at each index rebalancing
- Reviewed on a quarterly basis

Additional information on the index, selection and weighting methodology is available at www.msci.com

Fund information	
ISIN	LU0292100046
Share class currency	USD
Fund Currency	USD
Fund launch date	05 July 2007
Domicile	Luxembourg
Portfolio Methodology	Direct Replication
Sub-Portfolio Manager	DWS Investments UK Ltd
Investment Manager	DWS Investment GmbH
Custodian	State Street Bank International GmbH, Luxembourg Branch
All-in fee ¹	0.45% p.a.
Income treatment	Capitalising
NAV per Share	USD 82.48
Total Fund Assets	USD 56.83 Million
Total Shares Outstanding	688,976.00
Reporting Fund	Yes
Annual security lending return ²	0.0111%

¹ Please see additional information / Glossary.

² Based on annual revenue from securities lending divided by average fund AuM over the past year or since the fund started securities lending (if less than one year ago)

Key Risks

- **The value of your investment may go down as well as up and past performance does not predict future returns. Investor capital may be at risk up to a total loss.**
- The Fund is exposed to less economically developed economies (known as emerging markets) which involve greater risks than well developed economies. Political unrest and economic downturn may be more likely and will affect the value of your investment.
- The value of an investment in shares will depend on a number of factors including, but not limited to, market and economic conditions, sector, geographical region and political events.
- The Fund is exposed to market movements in a single country or region which may be adversely affected by political or economic developments, government action or natural events that do not affect a fund investing in broader markets.

Listing and trading information			
Exchange	Bloomberg Ticker	Reuters RIC	Trading Currency
Xetra	XMKO GY	XMKO.DE	EUR
London Stock Exchange	XKS2 LN	XKS2.L	GBP
London Stock Exchange	XKSD LN	XKSD.L	USD
SIX Swiss Exchange	XMKO SW	XKSI.S	CHF
Stuttgart Stock Exchange	XMKO GS	XMKO.SG	EUR
Italian Stock Exchange	XMKO IM	XMKO.MI	EUR

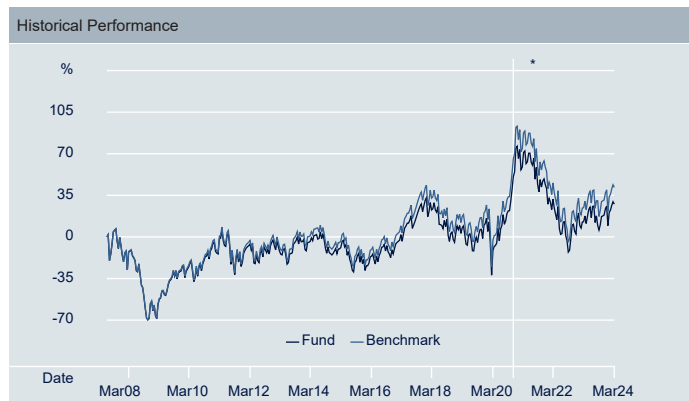
Cumulative performance figures						
	1 Month	3 Months	6 Months	1 Year	3 Years	Annualised Volatility
Share Class	4.55%	1.25%	16.49%	13.11%	-21.29%	28.90%
Index	4.60%	1.45%	16.71%	13.68%	-20.33%	27.99%
Tracking Difference	-0.05%	-0.21%	-0.22%	-0.57%	-0.96%	-
Tracking Error	0.06%	0.28%	0.31%	0.24%	0.40%	-

Calendar year performance figures						
	2019	2020	2021	2022	2023	YTD
Share Class	11.79%	43.17%	-8.26%	-29.08%	22.09%	1.25%
Index	-	-	-8.03%	-29.06%	22.67%	1.45%
Tracking Difference	-	-	-0.23%	-0.02%	-0.58%	-0.21%
Tracking Error	-	-	0.81%	0.64%	0.21%	0.28%

Rolling performance figures											
	3/14 - 3/15	3/15 - 3/16	3/16 - 3/17	3/17 - 3/18	3/18 - 3/19	3/19 - 3/20	3/20 - 3/21	3/21 - 3/22	3/22 - 3/23	3/23 - 3/24	Since launch
Share Class	-6.00%	-6.51%	20.10%	24.39%	-17.06%	-17.64%	89.56%	-18.69%	-14.41%	13.11%	1.92%
Index	-	-	-	-	-	-	-	-18.17%	-14.36%	13.68%	-
Tracking Difference	-	-	-	-	-	-	-	-0.53%	-0.05%	-0.57%	-
Tracking Error	-	-	-	-	-	-	-	0.17%	0.63%	0.24%	-

Past performance does not predict future returns.

THINK ETF. THINK X.



Source: DWS, Index Provider

*Restructuring event(s): 01 December 2020 to date Index: MSCI Korea 20-35 Custom Index | Performance shown: ETF NAV (USD) vs index (USD).

05 July 2007 to 01 December 2020 Index: MSCI Total Return Net Korea Index | Performance shown: ETF NAV (USD) vs index (USD).

Index performance, Tracking Error and Tracking Difference calculations were reset on 01 December 2020.

This factsheet is as at 28 March 2024 unless otherwise specified.

Top 10 ETF constituents		
Issuer	ISIN	Weight
SAMSUNG ELECTRONICS LTD	KR7005930003	28.81%
SK HYNIX INC	KR7000660001	8.19%
SAMSUNG ELECTRONICS NON VOTING PRE	KR7005931001	4.13%
HYUNDAI MOTOR	KR7005380001	2.74%
POSCO HOLDINGS INC	KR7005490008	2.55%
KIA CORPORATION CORP	KR7000270009	2.46%
CELLTRION INC	KR7068270008	2.36%
KB FINANCIAL GROUP INC	KR7105560007	2.27%
SAMSUNG SDI LTD	KR7006400006	2.21%
NAVER CORP	KR7035420009	2.05%
ETF Fundamentals		
ETF PE Ratio (Forward)	11.72	
ETF PE Ratio (Trailing)	14.96	
Number of Securities in the Fund	103	

Source: DWS

Index information	
Index Name	MSCI Korea 20-35 Custom Index
Index Provider	MSCI INC.
Bloomberg Symbol	NU728832
Index Type	Total Return Net
Index Base Currency	USD
Index Rebalance Frequency	Quarterly

Source: Index Provider

Further information on Xtrackers

DWS Investments UK Limited
21 Moorfields
London EC2Y 9DB
United Kingdom

Hotline: +44 (0)20 7547 1747
Website: www.Xtrackers.com
E-Mail: Xtrackers@dws.com

Additional Information

A Glossary of Terms is available at Xtrackers.com.

ETF performance is shown on NAV basis, net of fees and index replication costs. Index performance is calculated on a total return basis. On restructuring event dates, index values are re-based to match the index level of the previous index. Volatility is calculated since launch of the share class.

Disclaimer

This document is intended for information purposes only and does not create any legally binding obligations on the part of DWS Group GmbH & Co. KGaA and/or its affiliates (DWS). This document has been prepared without consideration of the investment needs, objectives or financial circumstances of any investor. Without limitation, this document does not constitute an offer, an invitation to offer or a recommendation to enter into any transaction. Before making an investment decision, investors need to consider, with or without the assistance of an investment adviser, whether the investments and strategies described or provided by DWS are appropriate in light of their particular investment needs, objectives and financial circumstances. Information in this document has been obtained or derived from sources believed to be reliable and current. However, accuracy or completeness of the sources cannot be guaranteed. This document is not directed to, or intended for distribution to or use by, any person or entity who is a citizen or resident of or located in any locality, state, country or other jurisdiction, including the United States, where such distribution, publication, availability or use would be contrary to law or regulation or which would subject DWS to any registration or licensing requirement within such jurisdiction not currently met within such jurisdiction. Persons into whose possession this document may come are required to inform themselves of, and to observe, such restrictions. Xtrackers is an undertaking for collective investment in transferable securities (UCITS) in accordance with the applicable laws and regulations and set up as open-ended investment company with variable capital and segregated liability amongst its respective compartments. Investors must buy and must usually sell shares in Xtrackers UCITS ETFs on a secondary market with the assistance of an intermediary (e.g. a stockbroker) and may incur fees for doing so. In addition, investors may pay more than the current net asset value when buying shares and may receive less than the current net asset value when selling them. Before making any investment decision, investors should refer to the Risk Factors in the Prospectus and Key Investor Information Document. Tax treatment of the Xtrackers UCITS ETFs depends on the individual circumstances of each investor. Xtrackers is incorporated in the Grand Duchy of Luxembourg, is registered with the Luxembourg Trade and Companies' Register under number B-119.899 and has its registered office at 49, avenue J.F. Kennedy, L-1855 Luxembourg. DWS Investment S.A. acts as the management company of Xtrackers. The Investment Company may decide to terminate the arrangements made for the marketing of this fund. Any investment decision in relation to a fund should be based solely on the latest version of the prospectus, the audited annual and, if more recent, un-audited semi-annual reports and the Key Investor Information Document (KIID), all of which are available in English upon request to DWS Investment S.A., 2, Boulevard Konrad Adenauer, L-1115 Luxembourg or on www.Xtrackers.com. A summary of investor rights is available at www.etf.dws.com under "About Us – How to Complain?".

PAST PERFORMANCE DOES NOT PREDICT FUTURE RETURNS.

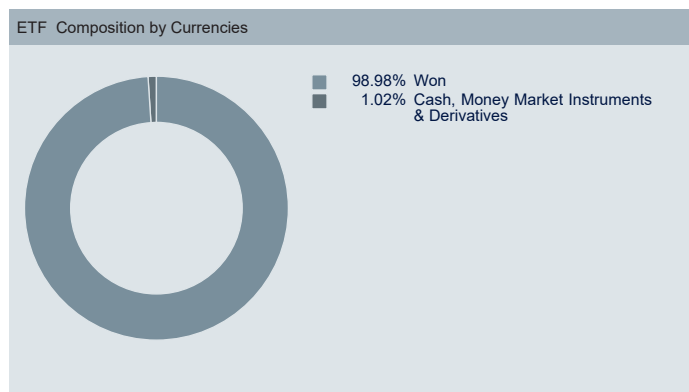
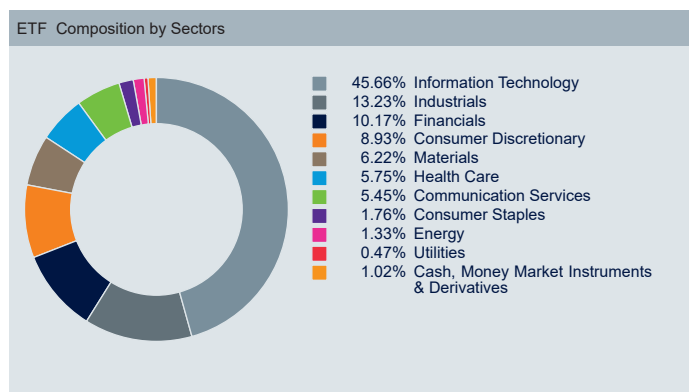
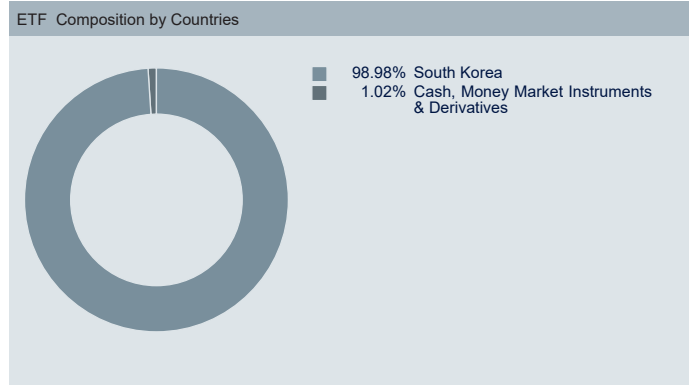
© DWS Investments UK Limited, 2024. Authorised and regulated by the Financial Conduct Authority.

Index Disclaimer

The funds or securities referred to herein are not sponsored, endorsed, or promoted by MSCI, and MSCI bears no liability with respect to any such funds or securities or any index on which such funds or securities are based. The Prospectus of Xtrackers MSCI Korea UCITS ETF contains a more detailed description of the limited relationship MSCI has with Xtrackers and any related funds.

MSCI Korea UCITS ETF

Source: DWS
Figures may not always add up to 100.00% due to rounding



THINK ETF. THINK X.