

This factsheet is as at 28 March 2024 unless otherwise specified.

# Xtrackers MSCI USA Financials UCITS ETF 1D

a sub fund of Xtrackers (IE) Plc

## At a Glance

- Direct investment in American equities
- Comprised of large and medium sized companies, covering 85% of the Financial sector
- Sector Specific Exposure

## Reference Index key features

The MSCI USA Financials Net Total Return USD Index aims to reflect the performance of the following market:

- Large and mid cap companies from USA part of the Financial sector as classified by GICS
- Weighted by free-float adjusted market capitalisation
- Reviewed on a quarterly basis

Additional information on the index, selection and weighting methodology is available at [www.msci.com](http://www.msci.com)

Fund information	
ISIN	IE00BCHWNT26
Share class currency	USD
Fund Currency	USD
Fund launch date	12 September 2017
Domicile	Ireland
Portfolio Methodology	Direct Replication
Sub-Portfolio Manager	DWS Investments UK Ltd
Investment Manager	DWS Investment GmbH
Custodian	State Street Custodial Services (Ireland) Limited
All-in fee <sup>1</sup>	0.12% p.a.
Income treatment	Distribution
NAV per Share	USD 30.75
Total Fund Assets	USD 1.16 Billion
Total Shares Outstanding	37.56 Million
Annual security lending return <sup>2</sup>	0.0040%

<sup>1</sup> Please see additional information / glossary.

<sup>2</sup> Based on annual revenue from securities lending divided by average fund AuM over the past year or since the fund started securities lending (if less than one year ago)

## Key Risks

- The value of your investment may go down as well as up and past performance does not predict future returns. Investor capital may be at risk up to a total loss.
- The value of an investment in shares will depend on a number of factors including, but not limited to, market and economic conditions, sector, geographical region and political events.
- The Fund is exposed to market movements in a single country or region which may be adversely affected by political or economic developments, government action or natural events that do not affect a fund investing in broader markets.
- The Fund has a focus on a single or narrow range of industry, sector or types of companies and performance may not reflect a rise in broader markets.

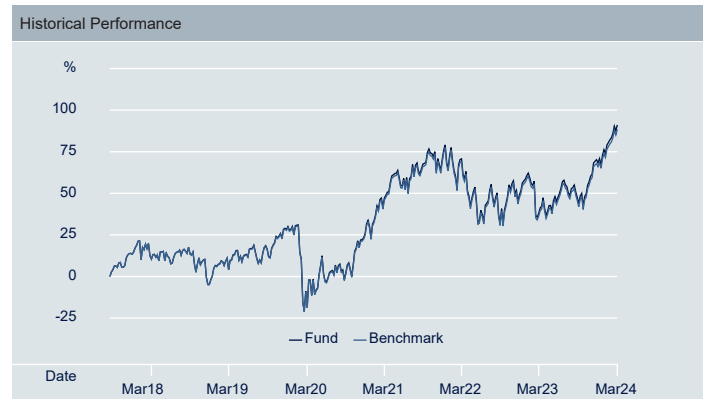
Listing and trading information			
Exchange	Bloomberg Ticker	Reuters RIC	Trading Currency
London Stock Exchange	XUFN LN	XUFN.L	USD
SIX Swiss Exchange	XUFN SW	XUFN.S	CHF
Xetra	XUFN GY	XUFN.DE	EUR
London Stock Exchange	XSFN LN	XSFN.L	GBP

Cumulative performance figures						
	1 Month	3 Months	6 Months	1 Year	3 Years	Annualised Volatility
Share Class	4.92%	12.68%	29.55%	35.25%	31.58%	24.88%
Index	4.91%	12.63%	29.43%	35.02%	30.85%	24.60%
Tracking Difference	0.01%	0.04%	0.12%	0.24%	0.73%	-
Tracking Error	0.03%	0.03%	0.04%	0.05%	0.05%	-

Calendar year performance figures						
	2019	2020	2021	2022	2023	YTD
Share Class	33.59%	-2.45%	35.19%	-12.56%	14.17%	12.68%
Index	33.29%	-2.76%	34.96%	-12.73%	13.93%	12.63%
Tracking Difference	0.30%	0.31%	0.23%	0.17%	0.24%	0.04%
Tracking Error	0.07%	0.08%	0.04%	0.05%	0.05%	0.03%

Rolling performance figures							
	3/18 - 3/19	3/19 - 3/20	3/20 - 3/21	3/21 - 3/22	3/22 - 3/23	3/23 - 3/24	Since launch
Share Class	-5.22%	-18.15%	67.07%	13.87%	-14.57%	35.25%	10.44%
Index	-5.45%	-18.32%	66.56%	13.69%	-14.75%	35.02%	10.20%
Tracking Difference	0.22%	0.17%	0.51%	0.19%	0.18%	0.24%	0.40%
Tracking Error	0.06%	0.06%	0.08%	0.04%	0.05%	0.05%	0.06%

**Past performance does not predict future returns.**



Source: DWS, Index Provider

This factsheet is as at 28 March 2024 unless otherwise specified.

Top 10 ETF constituents		
Issuer	ISIN	Weight
JPMORGAN CHASE ORD	US46625H1005	9.65%
BERKSHIRE HATHWAY CL B ORD	US0846707026	9.18%
VISA INCORPORATION ORD	US92826C8394	7.36%
MASTERCARD ORD	US57636Q1040	6.72%
BK OF AMERICA CO ORD	US0605051046	4.50%
WELLS FARGO ORD	US9497461015	3.51%
S&P GLOBAL INC ORD	US78409V1044	2.30%
THE GOLDMAN SACHS GROUP ORD	US38141G1040	2.27%
AMERICAN EXPRESS ORD	US0258161092	2.21%
BLACKROCK ORD	US09247X1019	2.07%

ETF Fundamentals	
ETF PE Ratio (Forward)	16.29
ETF PE Ratio (Trailing)	17.01
Number of Securities in the Fund	90

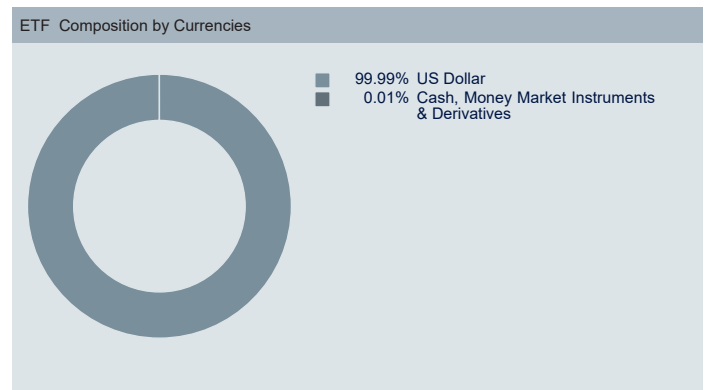
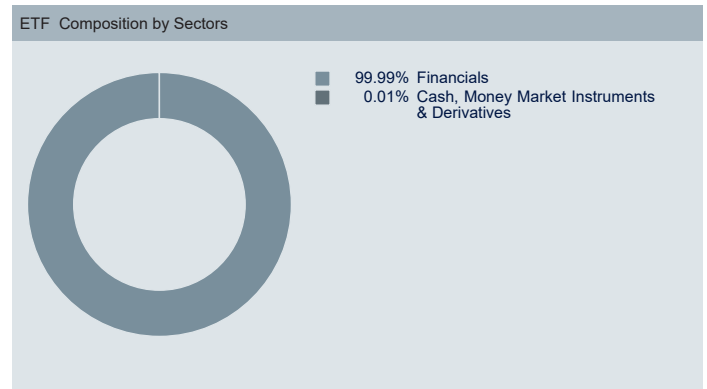
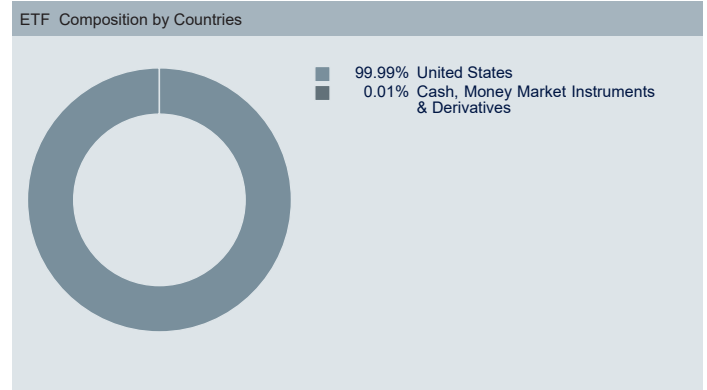
Source: DWS, 28 March 2024

Index information	
Index Name	MSCI USA Financials Net Total Return USD Index
Index Provider	MSCI INC.
Bloomberg Symbol	M1US0FNE
Index Type	Total Return Net
Index Base Currency	USD
Number of Index constituents	89
Index Rebalance Frequency	Quarterly

Source: Index Provider

### MSCI USA Financials UCITS ETF

Source: DWS  
Figures may not always add up to 100.00% due to rounding



### Further information on Xtrackers

DWS CH AG  
Xtrackers  
Prime Tower - Hardstrasse 201  
CH-8021 Zürich

Hotline: +41 (44) 227 3747  
Webseite: [www.etf.dws.com/en-ch/](http://www.etf.dws.com/en-ch/)  
E-Mail: [Xtrackers.Switzerland@dws.com](mailto:Xtrackers.Switzerland@dws.com)

### Additional Information

A Glossary of Terms is available at [Xtrackers.com](http://Xtrackers.com).

ETF performance is shown on NAV basis, net of fees and index replication costs. ETF performance includes reinvested dividends. Index performance is calculated on a total return basis. Volatility is calculated since launch of the share class.

### Disclaimer

The information included in this document is intended to be advertising of the aforementioned financial services / financial products, according to Art. 68 of the Financial Services Act (FinSA). This document has been prepared without consideration of the investment needs, objectives or financial circumstances of any investor. Before making an investment decision, investors need to consider, with or without the assistance of an investment adviser, whether the investments and strategies described or provided by DWS are appropriate in light of their particular investment needs, objectives and financial circumstances. Information in this document has been obtained or derived from sources believed to be reliable and current. However, accuracy or completeness of the sources cannot be guaranteed. DWS does not give tax or legal advice. Investors should seek advice from their own tax experts and lawyers, when considering investments and strategies suggested by DWS. Investments with DWS are not guaranteed, unless specified. Unless notified to the contrary in a particular case, investment instruments are not insured by the Federal Deposit Insurance Corporation ("FDIC") or any other governmental entity, and are not guaranteed by obligations of DWS or its affiliates.

Investments are subject to various risks, including market fluctuations, regulatory change, counterparty risk, possible delays in repayment and loss of income and principal invested. The value of investments can fall as well as rise and you may not recover the amount originally invested at any point in time. Furthermore, substantial fluctuations of the value of the investment are possible even over short periods of time. This document is not directed to, or intended for distribution to or use by, any person or entity who is a citizen or resident of or located in any locality, state, country or other jurisdiction, including the United States, where such distribution, publication, availability or use would be contrary to law or regulation or which would subject DWS to any registration or licensing requirement within such jurisdiction not currently met within such jurisdiction. Persons into whose possession this document may come are required to inform themselves of, and to observe, such restrictions.

The present information may not be reproduced or circulated without our written authorisation. Xtrackers (IE) plc is an undertaking for collective investment in transferable securities (UCITS) in accordance with the applicable laws and regulations and set up as open-ended investment company with variable capital and segregated liability amongst its respective compartments. Investors must buy and must usually sell shares in Xtrackers UCITS ETFs on a secondary market with the assistance of an intermediary (e.g. a stockbroker) and may incur fees for doing so. In addition, investors may pay more than the current net asset value when buying shares and may receive less than the current net asset value when selling them. Before making any investment decision, investors should refer to the Risk Factors in the Prospectus and Key Information Document.

Tax treatment of the Xtrackers UCITS ETFs depends on the individual circumstances of each investor. Xtrackers (IE) plc is incorporated in Ireland with registered number 393802 and has its registered office at 78 Sir John Rogerson's Quay, Dublin 2, Ireland. DWS Investment S.A. acts as the management company of Xtrackers (IE) plc. The Investment Company may decide to terminate the arrangements made for the marketing of this fund.

The foreign collective investment scheme ("CIS") mentioned above has been authorised by the Swiss Financial Market Supervisory Authority (FINMA) for offering to non-qualified investors in Switzerland, pursuant to the Swiss Federal Act on Collective Investment Schemes of June 23, 2006 ("CISA") The Swiss Representative for this CIS is DWS CH AG, Hardstrasse 201, CH-8005 Zurich. The Swiss Paying Agent is Deutsche Bank (Suisse) SA, Place des Bergues 3, CH-1201 Geneva.

Any investment decision in relation to a fund should be based solely on the latest version of the prospectus, the audited annual and, if more recent, un-audited semi-annual reports and the Key Information Document (KID or Basisinformationsblatt ("BIB")), all of which are available in English upon request to DWS Investment S.A., 2, Boulevard Konrad Adenauer, L-1115 Luxembourg or on [www.Xtrackers.com](http://www.Xtrackers.com). Investors can also request these documents from the registered office of the Swiss Representative at DWS CH AG, Hardstrasse 201, CH-8005 Zurich or on <https://etf.dws.com/en-ch/> in English and <https://etf.dws.com/de-ch/> in German. In respect of the units offered in Switzerland, the place of performance is the registered office of the Representative. The place of jurisdiction shall be at the registered office of the Representative or at the domicile of the investor. A summary of investor rights is available at [www.etf.dws.com](http://www.etf.dws.com) under "About Us – How to Complain?". **Past performance is no guarantee of future results; nothing contained herein shall constitute any representation or warranty as to future performance.**

© DWS CH AG 2024. Authorised and regulated by the Swiss Financial Market Supervisory Authority.

### Index Disclaimer

The funds or securities referred to herein are not sponsored, endorsed, or promoted by MSCI, and MSCI bears no liability with respect to any such funds or securities or any index on which such funds or securities are based. The Prospectus of Xtrackers MSCI USA Financials UCITS ETF contains a more detailed description of the limited relationship MSCI has with Xtrackers and any related funds.