

This factsheet is as at 28 March 2024 unless otherwise specified.

Xtrackers MSCI Europe Small Cap UCITS ETF 1C

a sub fund of Xtrackers

At a Glance

- Direct investment in European Equities
- Provides diversified exposure to the European small-cap equity market

Reference Index key features

The MSCI Total Return Net Europe Small Cap Index aims to reflect the performance of the following market:

- small-cap companies from developed European markets
- Covers approximately 14% of total free-float market capitalisation
- Weighted by free-float adjusted market capitalisation
- Reviewed on a quarterly basis

Additional information on the index, selection and weighting methodology is available at www.msci.com

| Fund information | |
|---|---|
| ISIN | LU0322253906 |
| Share class currency | USD |
| Fund Currency | USD |
| Fund launch date | 17 January 2008 |
| Domicile | Luxembourg |
| Portfolio Methodology | Direct Replication |
| Sub-Portfolio Manager | DWS Investments UK Ltd |
| Investment Manager | DWS Investment GmbH |
| Custodian | State Street Bank International GmbH, Luxembourg Branch |
| All-in fee ¹ | 0.30% p.a. |
| Income treatment | Capitalising |
| NAV per Share | USD 61.61 |
| Total Fund Assets | USD 1.35 Billion |
| Total Shares Outstanding | 21.96 Million |
| Annual security lending return ² | 0.1068% |

¹ Please see additional information / glossary.

² Based on annual revenue from securities lending divided by average fund AuM over the past year or since the fund started securities lending (if less than one year ago)

Key Risks

- The value of your investment may go down as well as up and past performance does not predict future returns. Investor capital may be at risk up to a total loss.
- The Fund is exposed to the currency markets which may be highly volatile. Large price swings can occur in such markets within very short periods and may result in your investment suffering a loss.
- The value of an investment in shares will depend on a number of factors including, but not limited to, market and economic conditions, sector, geographical region and political events.
- The Fund is exposed to market movements in a single country or region which may be adversely affected by political or economic developments, government action or natural events that do not affect a fund investing in broader markets.
- The Fund invests in small and mid-capitalisation companies, which potentially involves greater risks compared to investing in large capitalisation companies. The shares may have less liquidity and could experience more price swings (or volatility) which could adversely affect the value of your investment.

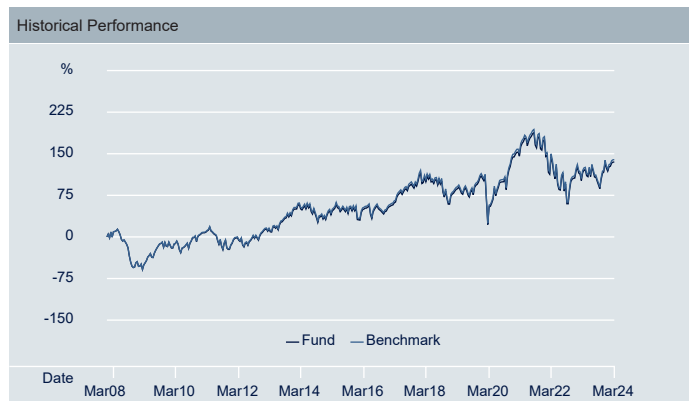
| Listing and trading information | | | |
|---------------------------------|------------------|-------------|------------------|
| Exchange | Bloomberg Ticker | Reuters RIC | Trading Currency |
| Xetra | XXSC GY | XXSC.DE | EUR |
| BX Berne eXchange | XXSC BW | XXSC.BN | CHF |
| Stuttgart Stock Exchange | XXSC GS | XXSC.SG | EUR |
| London Stock Exchange | XXSC LN | XXSC.L | GBp |
| Italian Stock Exchange | XXSC IM | XXSC.MI | EUR |

| Cumulative performance figures | | | | | | |
|--------------------------------|---------|----------|----------|--------|---------|-----------------------|
| | 1 Month | 3 Months | 6 Months | 1 Year | 3 Years | Annualised Volatility |
| Share Class | 4.13% | 1.18% | 15.73% | 9.67% | -5.89% | 22.37% |
| Index | 4.12% | 1.18% | 15.82% | 9.54% | -6.18% | 22.55% |
| Tracking Difference | 0.01% | 0.00% | -0.09% | 0.12% | 0.29% | - |
| Tracking Error | 0.17% | 0.13% | 0.13% | 0.13% | 0.23% | - |

| Calendar year performance figures | | | | | | |
|-----------------------------------|--------|--------|--------|---------|--------|-------|
| | 2019 | 2020 | 2021 | 2022 | 2023 | YTD |
| Share Class | 30.09% | 13.91% | 15.11% | -27.18% | 16.84% | 1.18% |
| Index | 30.16% | 14.00% | 15.09% | -27.27% | 16.69% | 1.18% |
| Tracking Difference | -0.07% | -0.09% | 0.02% | 0.09% | 0.16% | 0.00% |
| Tracking Error | 0.12% | 0.17% | 0.09% | 0.38% | 0.13% | 0.13% |

| Rolling performance figures | | | | | | | | | | | | |
|-----------------------------|-------------|-------------|-------------|-------------|-------------|-------------|-------------|-------------|-------------|-------------|--------------|--|
| | 3/14 - 3/15 | 3/15 - 3/16 | 3/16 - 3/17 | 3/17 - 3/18 | 3/18 - 3/19 | 3/19 - 3/20 | 3/20 - 3/21 | 3/21 - 3/22 | 3/22 - 3/23 | 3/23 - 3/24 | Since launch | |
| Share Class | -7.87% | 4.71% | 7.32% | 24.59% | -9.71% | -20.05% | 72.58% | -3.51% | -11.06% | 9.67% | 5.42% | |
| Index | -7.77% | 4.74% | 7.37% | 24.54% | -9.85% | -19.99% | 72.67% | -3.55% | -11.20% | 9.54% | 5.54% | |
| Tracking Difference | -0.09% | -0.02% | -0.05% | 0.05% | 0.15% | -0.05% | -0.09% | 0.04% | 0.14% | 0.12% | - | |
| Tracking Error | 0.30% | 0.18% | 0.11% | 0.08% | 0.12% | 0.16% | 0.14% | 0.09% | 0.38% | 0.13% | - | |

Past performance does not predict future returns.



Source: DWS, Index Provider

Tracking Error and Tracking Difference calculations were reset on 24 February 2014 as a consequence to a change in replication methodology (Switch from Synthetic to Direct replication).

This factsheet is as at 28 March 2024 unless otherwise specified.

| Top 10 ETF constituents | | |
|-----------------------------|--------------|--------|
| Issuer | ISIN | Weight |
| BCO DE SABADELL ORD | ES0113860A34 | 0.66% |
| TRELLEBORG ORD | SE0000114837 | 0.62% |
| INTERMEDIATE CAPITAL ORD | GB00BYT1DJ19 | 0.55% |
| SMITH DS ORD | GB0008220112 | 0.52% |
| B&M EUROPEAN VALUE RETAIL | LU1072616219 | 0.51% |
| MARKS AND SPENCER GROUP ORD | GB0031274896 | 0.51% |
| WEIR GROUP ORD | GB0009465807 | 0.49% |
| DIPLOMA ORD | GB0001826634 | 0.47% |
| HOWDEN JOINERY GROUP ORD | GB0005576813 | 0.47% |
| GEORG FISCHER ORD | CH1169151003 | 0.46% |

| ETF Fundamentals | |
|----------------------------------|-------|
| ETF PE Ratio (Forward) | 12.22 |
| ETF PE Ratio (Trailing) | 12.31 |
| Number of Securities in the Fund | 914 |

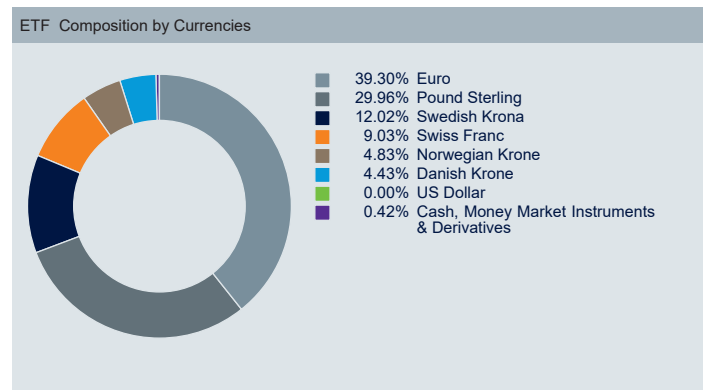
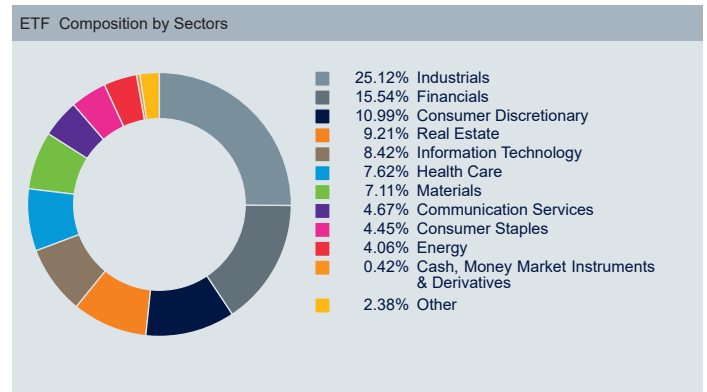
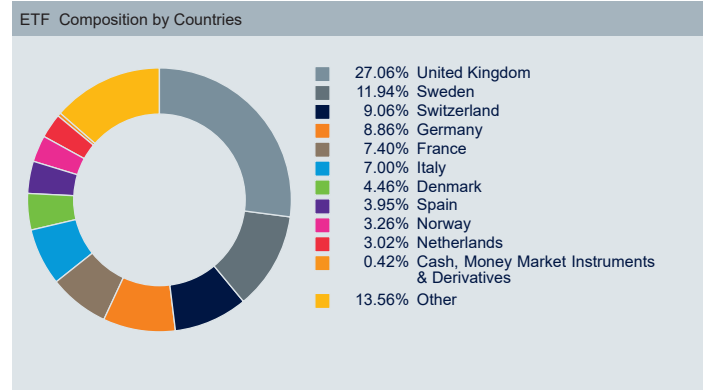
Source: DWS, 28 March 2024

| Index information | |
|------------------------------|--|
| Index Name | MSCI Total Return Net Europe Small Cap Index |
| Index Provider | MSCI INC. |
| Bloomberg Symbol | NCUDE15 |
| Index Type | Total Return Net |
| Index Base Currency | USD |
| Number of Index constituents | 905 |
| Index Rebalance Frequency | Quarterly |

Source: Index Provider

MSCI Europe Small Cap UCITS ETF

Source: DWS
Figures may not always add up to 100.00% due to rounding



Further information on Xtrackers

DWS CH AG
Xtrackers
Prime Tower - Hardstrasse 201
CH-8021 Zürich

Hotline: +41 (44) 227 3747
Webseite: www.etf.dws.com/en-ch/
E-Mail: Xtrackers.Switzerland@dws.com

Additional Information

A Glossary of Terms is available at Xtrackers.com.

ETF performance is shown on NAV basis, net of fees and index replication costs. Index performance is calculated on a total return basis. Volatility is calculated since launch of the share class.

Disclaimer

The information included in this document is intended to be advertising of the aforementioned financial services / financial products, according to Art. 68 of the Financial Services Act (FinSA). This document has been prepared without consideration of the investment needs, objectives or financial circumstances of any investor. Before making an investment decision, investors need to consider, with or without the assistance of an investment adviser, whether the investments and strategies described or provided by DWS are appropriate in light of their particular investment needs, objectives and financial circumstances. Information in this document has been obtained or derived from sources believed to be reliable and current. However, accuracy or completeness of the sources cannot be guaranteed. DWS does not give tax or legal advice. Investors should seek advice from their own tax experts and lawyers, when considering investments and strategies suggested by DWS. Investments with DWS are not guaranteed, unless specified. Unless notified to the contrary in a particular case, investment instruments are not insured by the Federal Deposit Insurance Corporation ("FDIC") or any other governmental entity, and are not guaranteed by obligations of DWS or its affiliates.

Investments are subject to various risks, including market fluctuations, regulatory change, counterparty risk, possible delays in repayment and loss of income and principal invested. The value of investments can fall as well as rise and you may not recover the amount originally invested at any point in time. Furthermore, substantial fluctuations of the value of the investment are possible even over short periods of time. This document is not directed to, or intended for distribution to or use by, any person or entity who is a citizen or resident of or located in any locality, state, country or other jurisdiction, including the United States, where such distribution, publication, availability or use would be contrary to law or regulation or which would subject DWS to any registration or licensing requirement within such jurisdiction not currently met within such jurisdiction. Persons into whose possession this document may come are required to inform themselves of, and to observe, such restrictions. The present information may not be reproduced or circulated without our written authorisation.

Xtrackers is an undertaking for collective investment in transferable securities (UCITS) in accordance with the applicable laws and regulations and set up as open-ended investment company with variable capital and segregated liability amongst its respective compartments. Investors must buy and must usually sell shares in Xtrackers UCITS ETFs on a secondary market with the assistance of an intermediary (e.g. a stockbroker) and may incur fees for doing so. In addition, investors may pay more than the current net asset value when buying shares and may receive less than the current net asset value when selling them. Before making any investment decision, investors should refer to the Risk Factors in the Prospectus and Key Information Document. Tax treatment of the Xtrackers UCITS ETFs depends on the individual circumstances of each investor. Xtrackers is incorporated in the Grand Duchy of Luxembourg, is registered with the Luxembourg Trade and Companies' Register under number B-119.899 and has its registered office at 49, avenue J.F. Kennedy, L-1855 Luxembourg. DWS Investment S.A. acts as the management company of Xtrackers. The Investment Company may decide to terminate the arrangements made for the marketing of this fund.

The foreign collective investment scheme ("CIS") mentioned above has been authorised by the Swiss Financial Market Supervisory Authority (FINMA) for offering to non-qualified investors in Switzerland, pursuant to the Swiss Federal Act on Collective Investment Schemes of June 23, 2006 ("CISA") The Swiss Representative for this CIS is DWS CH AG, Hardstrasse 201, CH-8005 Zurich. The Swiss Paying Agent is Deutsche Bank (Suisse) SA, Place des Bergues 3, CH-1201 Geneva.

Any investment decision in relation to a fund should be based solely on the latest version of the prospectus, the audited annual and, if more recent, un-audited semi-annual reports and the Key Information Document (KID or Basisinformationsblatt ("BIB")), all of which are available in English upon request to DWS Investment S.A., 2, Boulevard Konrad Adenauer, L-1115 Luxembourg or on www.Xtrackers.com. Investors can also request these documents from the registered office of the Swiss Representative at DWS CH AG, Hardstrasse 201, CH-8005 Zurich or on <https://etf.dws.com/en-ch/> in English and <https://etf.dws.com/de-ch/> in German. In respect of the units offered in Switzerland, the place of performance is the registered office of the Representative. The place of jurisdiction shall be at the registered office of the Representative or at the registered office or domicile of the investor. A summary of investor rights is available at www.etf.dws.com under "About Us – How to Complain?". **Past performance is no guarantee of future results; nothing contained herein shall constitute any representation or warranty as to future performance.**

© DWS CH AG 2024. Authorised and regulated by the Swiss Financial Market Supervisory Authority.

Index Disclaimer

The funds or securities referred to herein are not sponsored, endorsed, or promoted by MSCI, and MSCI bears no liability with respect to any such funds or securities or any index on which such funds or securities are based. The Prospectus of Xtrackers MSCI Europe Small Cap UCITS ETF contains a more detailed description of the limited relationship MSCI has with Xtrackers and any related funds.