

# Xtrackers USD High Yield Corporate Bond ETF

Q1 | 3.31.26

Ticker: HYLB

Xtrackers  
by // DWS

## Objective and strategy

Xtrackers USD High Yield Corporate Bond ETF seeks investment results that correspond generally to the performance, before fees and expenses, of the Solactive USD High Yield Corporates Total Market Index; a rules-based, market value weighted index engineered to mirror the performance of high-yield-rated corporate bonds issued in U.S. dollars. The Bloomberg U.S. Universal Bond Index tracks the performance of six other Bloomberg indices representing U.S.-dollar-denominated taxable bonds that are rated either investment grade or high yield.

## ETF performance (3/31/26)

	3-months	1-year	3-year	5-year	10-year	Since ETF Inception
ETF (at NAV)	-0.45%	7.13%	8.31%	3.93%	—	4.69%
Market price returns	-0.28%	7.09%	8.07%	3.89%	—	4.70%
Solactive USD High Yield Corporates Total Market Index	-0.39%	7.03%	8.34%	4.03%	—	4.89%
Bloomberg U.S. Universal Bond Index	-0.15%	4.64%	4.18%	0.65%	—	2.21%

**Performance quoted represents past performance and does not guarantee future results. Investment returns and principal value of an investment will fluctuate so that an investor's shares, when redeemed, may be worth more or less than their original cost. Current performance may be lower or higher than the performance data quoted. Shares are bought and sold at market price (closing price) not net asset value (NAV) and are not individually redeemed from the Fund. Market price returns are based on the midpoint of the bid/ask spread at 4:00 pm Eastern Time (when NAV is normally determined) and do not represent the return you would receive if you traded at other times. To obtain the most recent month-end performance data visit [www.Xtrackers.com](http://www.Xtrackers.com) or call 1-844-851-4255.**

Indexes are unmanaged; you cannot invest in an index. Index performance is gross of fees and assumes dividend reinvestment. Inclusion of fees would have reduced returns.

## ETF details (3/31/26)

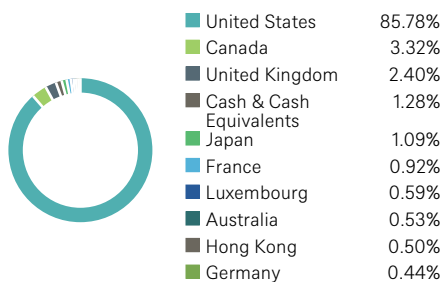
NYSE ticker	HYLB
NAV ticker	HYLB.NV
Intraday ticker	HYLB.IV
Inception date	12/06/2016
Number of holdings	1255
Net assets	\$3,126,557,579.54
Gross expense ratio*	0.05%
Net expense ratio*	0.05%
CUSIP	233051432
SEC 30-day yield (subsidized) <sup>1</sup>	7.52%
SEC 30-day yield (unsubsidized) <sup>1</sup>	7.52%
Modified Duration to Worst <sup>2</sup>	3.18
Average Final Maturity	5.00 years

\* Expense information in the table reflects current fees as of the latest prospectus.

## Index details (3/31/26)

Provider	Solactive
Name	Solactive USD High Yield Corporates Total Market Index
Ticker	SOLHYCTM
Inception date	11/17/2016
Number of constituents	1260
Number of issuers	554
Modified Duration to Worst <sup>2</sup>	3.19
Average coupon <sup>3</sup>	6.59%
Average final maturity	4.70 years
Number of countries	35

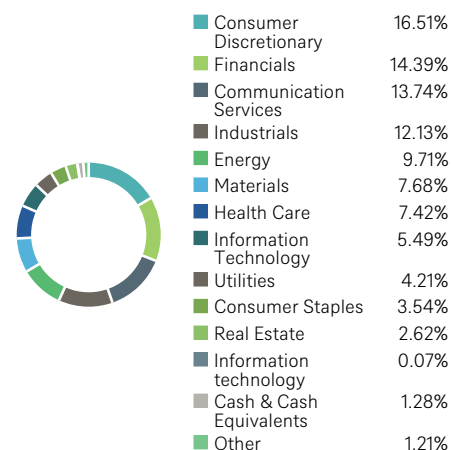
**Top 10 country weightings (3/31/26)**



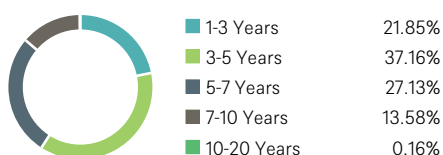
**Top holdings (3/31/26)**

Echostar Corp 10.75 11/30/2029	0.56%
Quikrete Holdings Inc 6.375 3/1/2032	0.37%
Picard Midco Inc 6.5 03/31/2029	0.36%
Cloud Software Group Inc 9 09/30/2029	0.34%
Dish Network Corp 11.750 11/15/2027	0.33%
Asurion Llc/Asurion Co 8 12/31/2032	0.32%
Hub International Ltd 7.25 06/15/2030	0.31%
Asurion Llc/Asurion Co. 8.375 02/01/2034	0.30%
Venture Global Lng Inc 9.5 2/1/2029	0.30%
Panther Escrow Issuer Llc 7.125 06/01/2031	0.28%

**Sector weightings (3/31/26)**



**Maturity breakdown (3/31/26)**



Holdings-based data is subject to change.

**Credit quality<sup>4</sup> (3/31/26)**



<sup>1</sup> The unsubsidized yield reflects what the yield would have been had a fee and/or expense waiver not been in place during the period shown. Yields fluctuate and are not guaranteed. For current yield information, visit our website at [www.dws.com](http://www.dws.com) or call (844) 851-4255. The SEC 30-day yield is the net investment income per share earned over the month ended (as of 3/31/26) shown as an annualized percentage of net asset value on that date. For current yield information, call 1-844-851-4255.

<sup>2</sup> Modified Duration to Worst is the measure of sensitivity of the price of a bond to a change in interest rates, assuming worst case scenario. Modified duration is the approximate percentage change in a bond's price for a 100 basis points change in yield, assuming that the bond's expected cash flow does not change when the yield changes.

<sup>3</sup> Average coupon is the interest rate, expressed as an annual percentage of face value, which a bond issuer promises to pay until maturity.

<sup>4</sup> Credit quality represents the highest rating of either Moody's Investors Service, Fitch Ratings or Standard & Poor's and is their opinion as to the quality of the securities they rate. Credit quality is measured on a scale that ranges from AAA (highest) to D (lowest). Credit quality does not remove market risk and is subject to change. Investments in lower-quality ("junk bonds") and non-rated securities present greater risk of loss than investments in higher-quality securities.

The brand Xtrackers represents all systematic investment solutions. Xtrackers ETFs ("ETFs") are managed by DBX Advisors LLC (the "Adviser"), and distributed by ALPS Distributors, Inc. ("ALPS"). The Adviser is a subsidiary of DWS Group GmbH & Co. KGaA, and is not affiliated with ALPS. Shares are not individually redeemable, and owners of Shares may acquire those Shares from the Fund, or tender such Shares for redemption to the Fund, in Creation Units only. The brand DWS represents DWS Group GmbH & Co. KGaA and any of its subsidiaries such as DWS Distributors, Inc., which offers investment products, or DWS Investment Management Americas, Inc. and RREEF America L.L.C., which offer advisory services.

**Carefully consider the fund's investment objectives, risk factors, and charges and expenses before investing. This and other information can be found in the fund's prospectus, which may be obtained by calling 1-844-851-4255, or by viewing or downloading a prospectus from [www.Xtrackers.com](http://www.Xtrackers.com). Read the prospectus carefully before investing.**

**War, terrorism, sanctions, economic uncertainty, trade disputes, public health crises and related geopolitical events have led and, in the future, may lead to significant disruptions in U.S. and world economies and markets, which may lead to increased market volatility and may have significant adverse effects on the fund and its investments.**

**Risk:** Bond investments are subject to interest rate, credit, liquidity and market risks to varying degrees. When interest rates rise, bond prices generally fall. Credit risk refers to the ability of an issuer to make timely payments of principal and interest. Foreign investing involves greater and different risks than investing in U.S. companies, including currency fluctuations, less liquidity, less developed or less efficient trading markets, lack of comprehensive company information, political instability and differing auditing and legal standards. Funds investing in a single industry (or group of industries), country or in a limited geographic region generally are more volatile than more diversified funds. Investments in lower-quality ("junk bonds") and non-rated securities present greater risk of loss than investments in higher-quality securities. Performance of the Fund may diverge from that of the Underlying Index due to operating expenses, transaction costs, cash flows, use of sampling strategies or operational inefficiencies. An investment in this fund should be considered only as a supplement to a complete investment program for those investors willing to accept the risks associated with that fund. Please read the prospectus for more information.

**Investment products: No bank guarantee | Not FDIC insured | May lose value**

ALPS Distributors, Inc., 1290 Broadway, Suite 1100, Denver, CO 80203

© 2026 DWS Group GmbH & Co. KGaA. All rights reserved. R-050532\_13 HYL-B-FACT (4/26) HYL-B:DBX6556 07/31/26