

## SUPPLEMENT TO THE CURRENTLY EFFECTIVE PROSPECTUSES

---

Xtrackers Artificial Intelligence and Big Data ETF (XAIX)	Xtrackers MSCI Emerging Markets Climate Selection ETF (EMCS)	Xtrackers Russell 1000 US Quality at a Reasonable Price ETF (QARP)
Xtrackers Cybersecurity Select Equity ETF (PSWD)	Xtrackers MSCI Emerging Markets Hedged Equity ETF (DBEM)	Xtrackers Russell US Multifactor ETF (DEUS)
Xtrackers Emerging Markets Carbon Reduction and Climate Improvers ETF (EMCR)	Xtrackers MSCI Europe Hedged Equity ETF (DBEU)	Xtrackers S&P 100 Ex Top 20 ETF (XOEX)
Xtrackers Europe Defense Technologies ETF (XDEF)	Xtrackers MSCI Eurozone Hedged Equity ETF (DBEZ)	Xtrackers S&P 500 Diversified Sector Weight ETF (SPXD)
Xtrackers Europe Market Leaders ETF (XEML)	Xtrackers MSCI Japan Hedged Equity ETF (DBJP)	Xtrackers S&P 500 Growth Scored & Screened ETF (SNPG)
Xtrackers FTSE Developed ex US Multifactor ETF (DEEF)	Xtrackers MSCI Kokusai Equity ETF (KOKU)	Xtrackers S&P 500 Scored & Screened ETF (SNPE)
Xtrackers International Real Estate ETF (HAUZ)	Xtrackers MSCI USA Climate Action Equity ETF (USCA)	Xtrackers S&P Dividend Aristocrats Screened ETF (SNPD)
Xtrackers MSCI All World ex US Hedged Equity ETF (DBAW)	Xtrackers MSCI USA Selection Equity ETF (USSG)	Xtrackers S&P MidCap 400 Scored & Screened ETF (MIDE)
Xtrackers MSCI EAFE Hedged Equity ETF (DBEF)	Xtrackers Net Zero Pathway Paris Aligned US Equity ETF (USNZ)	Xtrackers Semiconductor Select Equity ETF (CHPS)
Xtrackers MSCI EAFE High Dividend Yield Equity ETF (HDEF)	Xtrackers Nifty 500 India ETF (IND)	Xtrackers US Green Infrastructure Select Equity ETF (UPGR)
Xtrackers MSCI EAFE Selection Equity ETF (EASG)	Xtrackers RREEF Global Natural Resources ETF (NRES)	Xtrackers US National Critical Technologies ETF (CRTC)

---

*The following information replaces similar disclosure under the “WHO MANAGES AND OVERSEES THE FUND(S)” heading of the “FUND DETAILS” section of each fund’s prospectus.*

The Advisor may utilize the resources of its global investment platform to provide investment management services through branch offices or affiliates located outside the US. In particular, the Advisor may use the portfolio management and other related services of a non-US affiliate of the Advisor, and may provide services to the fund through a “participating affiliate” arrangement, as that term is used in relief granted by the staff of the SEC. Under this relief, US registered investment advisers are allowed to use portfolio management or research resources of advisory affiliates subject to the regulatory supervision of the registered investment adviser. In

some cases, the Advisor may also utilize its branch offices or affiliates located in the US or outside the US to perform certain services, such as trade execution, trade matching and settlement, or various administrative, back-office or other services. To the extent services are performed outside the US, such activity may be subject to both US and foreign regulation. It is possible that the jurisdiction in which the Advisor or its affiliate performs such services may impose restrictions or limitations on portfolio transactions that are different from, and in addition to, those in the US.

*Please Retain This Supplement for Future Reference*

## SUPPLEMENT TO THE CURRENTLY EFFECTIVE PROSPECTUS AND SUMMARY PROSPECTUS OF EACH OF THE LISTED FUNDS

---

Xtrackers Artificial Intelligence and Big Data ETF (XAIX)	Xtrackers MSCI Emerging Markets Climate Selection ETF (EMCS)	Xtrackers Russell US Multifactor ETF (DEUS)
Xtrackers Cybersecurity Select Equity ETF (PSWD)	Xtrackers MSCI Emerging Markets Hedged Equity ETF (DBEM)	Xtrackers S&P 100 ExTop 20 ETF (XOEX)
Xtrackers Emerging Markets Carbon Reduction and Climate Improvers ETF (EMCR)	Xtrackers MSCI Europe Hedged Equity ETF (DBEU)	Xtrackers S&P 500 Diversified Sector Weight ETF (SPXD)
Xtrackers Europe Defense Technologies ETF (XDEF)	Xtrackers MSCI Eurozone Hedged Equity ETF (DBEZ)	Xtrackers S&P 500 Growth Scored & Screened ETF (SNPG)
Xtrackers Europe Market Leaders ETF (XEML)	Xtrackers MSCI Japan Hedged Equity ETF (DBJP)	Xtrackers S&P 500 Scored & Screened ETF (SNPE)
Xtrackers FTSE Developed ex US Multifactor ETF (DEEF)	Xtrackers MSCI Kokusai Equity ETF (KOKU)	Xtrackers S&P Dividend Aristocrats Screened ETF (SNPD)
Xtrackers International Real Estate ETF (HAUZ)	Xtrackers MSCI USA Climate Action Equity ETF (USCA)	Xtrackers S&P MidCap 400 Scored & Screened ETF (MIDE)
Xtrackers MSCI All World ex US Hedged Equity ETF (DBAW)	Xtrackers MSCI USA Selection Equity ETF (USSG)	Xtrackers Semiconductor Select Equity ETF (CHPS)
Xtrackers MSCI EAFE Hedged Equity ETF (DBEF)	Xtrackers Net Zero Pathway Paris Aligned US Equity ETF (USNZ)	Xtrackers US Green Infrastructure Select Equity ETF (UPGR)
Xtrackers MSCI EAFE High Dividend Yield Equity ETF (HDEF)	Xtrackers Nifty 500 India ETF (IND)	Xtrackers US National Critical Technologies ETF (CRTC)
Xtrackers MSCI EAFE Selection Equity ETF (EASG)	Xtrackers Russell 1000 US Quality at a Reasonable Price ETF (QARP)	

---

*The following information supplements existing disclosure under the "Portfolio Managers" sub-heading of the "MANAGEMENT" section of each fund's summary prospectus and the summary section of each fund's prospectus, and under the "MANAGEMENT" heading in the "FUND DETAILS" section of each fund's prospectus:*

The following individuals are portfolio managers for each fund: Patrick Dwyer (on temporary personal leave), Shlomo Bassous, Ashif Shaikh and Daniel Park. All other information regarding each fund's portfolio managers remains the same.

*Please Retain This Supplement for Future Reference*



## Prospectus

December 19, 2025

### **Xtrackers FTSE Developed ex US Multifactor ETF**

NYSE Arca, Inc.: DEEF

---

### **Xtrackers Russell US Multifactor ETF**

NYSE Arca, Inc.: DEUS

---

### **Xtrackers Russell 1000 US Quality at a Reasonable Price ETF**

NYSE Arca, Inc.: QARP

The Securities and Exchange Commission ("SEC") has not approved or disapproved these securities or passed upon the adequacy of this Prospectus. Any representation to the contrary is a criminal offense.

# Table of Contents

## **XTRACKERS FTSE DEVELOPED EX US MULTIFACTOR ETF**

Investment Objective.....	1
Fees and Expenses.....	1
Principal Investment Strategies.....	1
Main Risks .....	3
Past Performance.....	9
Management .....	9
Purchase and Sale of Fund Shares.....	9
Tax Information.....	10
Payments to Broker-Dealers and Other Financial Intermediaries.....	10

## **XTRACKERS RUSSELL US MULTIFACTOR ETF**

Investment Objective.....	11
Fees and Expenses.....	11
Principal Investment Strategies.....	11
Main Risks .....	13
Past Performance.....	17
Management .....	18
Purchase and Sale of Fund Shares.....	18
Tax Information.....	18
Payments to Broker-Dealers and Other Financial Intermediaries.....	18

## **XTRACKERS RUSSELL 1000 US QUALITY AT A REASONABLE PRICE ETF**

Investment Objective.....	19
Fees and Expenses.....	19
Principal Investment Strategies.....	19
Main Risks .....	20
Past Performance.....	25
Management .....	25
Purchase and Sale of Fund Shares.....	25
Tax Information.....	26
Payments to Broker-Dealers and Other Financial Intermediaries.....	26

## **FUND DETAILS**

Additional Information About Fund Strategies, Underlying Index Information and Risks .....	27
Xtrackers FTSE Developed ex US Multifactor ETF ...	27
Xtrackers Russell US Multifactor ETF.....	37
Xtrackers Russell 1000 US Quality at a Reasonable Price ETF .....	44
Other Policies and Risks.....	51
Who Manages and Oversees the Funds.....	51
Management .....	52

## **INVESTING IN THE FUNDS**

Buying and Selling Shares .....	55
Creations and Redemptions .....	57
Dividends and Distributions .....	58
Taxes .....	58
Distribution.....	59
Premium/Discount Information .....	60

## **FINANCIAL HIGHLIGHTS**

.....	61
<b>APPENDIX</b> .....	64
Index Providers and Licenses.....	64
Disclaimers.....	65

YOUR INVESTMENT IN A FUND IS NOT A BANK DEPOSIT AND IS NOT INSURED OR GUARANTEED BY THE FEDERAL DEPOSIT INSURANCE CORPORATION OR ANY OTHER GOVERNMENT AGENCY, ENTITY OR PERSON.



# Xtrackers FTSE Developed ex US Multifactor ETF

Ticker: DEEF

Stock Exchange: NYSE Arca, Inc.

## INVESTMENT OBJECTIVE

The fund seeks investment results that correspond generally to the performance, before fees and expenses, of the FTSE Developed ex US Comprehensive Factor Index.

## FEES AND EXPENSES

These are the fees and expenses that you will pay when you buy, hold and sell shares. **You may also pay other fees, such as brokerage commissions and other fees to financial intermediaries on the purchase and sale of shares of the fund, which are not reflected in the table and example below.**

### ANNUAL FUND OPERATING EXPENSES

(expenses that you pay each year as a % of the value of your investment)

Management fee	0.24
Other Expenses	None
<b>Total annual fund operating expenses</b>	<b>0.24</b>

## EXAMPLE

This Example is intended to help you compare the cost of investing in the fund with the cost of investing in other funds. The Example assumes that you invest \$10,000 in the fund for the time periods indicated and then sell all of your shares at the end of those periods. The Example also assumes that your investment has a 5% return each year and that the fund's operating expenses remain the same. The Example does not take into account brokerage commissions that you may pay on your purchases and sales of shares of the fund. It also does not include the transaction fees on purchases and redemptions of Creation Units (defined herein), because those fees will not be imposed on retail investors. Although your actual costs may be higher or lower, based on these assumptions your costs would be:

	<b>1 Year</b>	<b>3 Years</b>	<b>5 Years</b>	<b>10 Years</b>
	\$25	\$77	\$135	\$306

## PORTFOLIO TURNOVER

The fund pays transaction costs, such as commissions, when it buys and sells securities (or "turns over" its portfolio). A higher portfolio turnover may indicate higher transaction costs and may mean higher taxes if you are investing in a taxable account. These costs are not reflected in annual fund operating expenses or in the expense example, and can affect the fund's performance. During the most recent fiscal year, the fund's portfolio turnover rate was 47% of the average value of its portfolio.

## PRINCIPAL INVESTMENT STRATEGIES

The fund, using a "passive" or indexing investment approach, seeks investment results that correspond generally to the performance, before fees and expenses, of the FTSE Developed ex US Comprehensive Factor Index (the "Underlying Index"), which is designed to track the equity market performance of companies in developed countries (except the United States) selected on the investment style criteria ("factors") of quality, value, momentum, low volatility and size. The companies eligible for the Underlying Index are derived from its starting universe, the FTSE Developed ex US Index, which is comprised of large- and mid-capitalization equity securities from developed markets (except the United States). The index provider, FTSE International Limited ("Index Provider"), selects companies for the Underlying Index using a proprietary rules-based multi-factor selection and weighting process designed to increase the Underlying Index's exposure, relative to the starting universe, to companies demonstrating the following factors:

- **Quality.** The quality score is calculated from a company's leverage and profitability (e.g., return on assets, asset turnover and accruals). The Index Provider's methodology for measuring the quality factor attempts to identify stocks that are characterized by low debt, stable earnings growth, and other "quality" metrics, with the expectation that these will provide the possibility of excess returns.

■ **Value.** The value score is calculated based on a company's valuation ratios (e.g., cash-flow yield, earnings yield and country relative sales to price). Value investing generally refers to a strategy that buys stocks whose price is lower than the fundamental value of the stock. The Index Provider's methodology for measuring the value factor attempts to identify stocks that have low prices relative to their fundamental value and that provide the possibility of excess returns.

■ **Momentum.** The momentum score is calculated based on each company's cumulative 11 month return. Momentum investing is a strategy based on the concept that stock performance tends to persist, either continuing to rise or fall. Momentum style investing emphasizes investing in securities that have had higher recent price performance compared to other securities, with the expectation that this will continue to produce short term excess returns in the future. The Index Provider's methodology for measuring the momentum factor attempts to identify stocks with stronger past performance over the short term.

■ **Low Volatility.** The low volatility score is calculated based on the standard deviation of 5 years of weekly local total returns. Volatility is a statistical measurement of the magnitude of increases or decreases in a stock's price over time. Low volatility investing is a strategy based on the concept that stocks that exhibit low volatility tend to perform better than stocks with higher volatility. The Index Provider's methodology for measuring the low volatility factor attempts to identify stocks with a historically lower risk (and higher return) profile relative to higher risk.

■ **Size.** The size score is calculated based on the full market capitalization of a company. The Index Provider's methodology for measuring the size factor attempts to identify stocks of smaller companies relative to their larger counterparts, with the expectation that these will provide the possibility of excess returns.

Companies are weighted based on their relative exposure to all five factors. Companies that do not display meaningful multi-factor characteristics are not eligible for inclusion in the Underlying Index. Under normal circumstances, the Underlying Index is rebalanced semi-annually in March and September. The fund rebalances its portfolio in accordance with the Underlying Index, and, therefore, any changes to the Underlying Index's rebalance schedule will result in corresponding changes to the fund's rebalance schedule.

The fund uses a full replication indexing strategy to seek to track the Underlying Index. As such, the fund invests directly in the component securities of the Underlying Index in substantially the same weightings in which they are represented in the Underlying Index. If it is not possible for the fund to acquire component securities due to limited availability or regulatory restrictions, the fund may use a representative sampling indexing strategy to seek to track the Underlying Index instead of a full replication

indexing strategy. "Representative sampling" is an indexing strategy that involves investing in a representative sample of securities that collectively has an investment profile similar to the Underlying Index. The securities selected are expected to have, in the aggregate, investment characteristics (based on factors such as market capitalization and industry weightings), fundamental characteristics (such as return variability and yield), and liquidity measures similar to those of the Underlying Index. The fund may or may not hold all of the securities in the Underlying Index when using a representative sampling indexing strategy. The fund will invest at least 80% of its total assets (but typically far more) in component securities (including depositary receipts in respect of such securities) of the Underlying Index. Due to regulatory changes, effective June 11, 2026, the fund will replace this 80% investment policy and related disclosures set forth in this prospectus. Specifically, effective June 11, 2026, under normal circumstances, the fund will invest at least 80% of its net assets, plus the amount of any borrowings for investment purposes, in component securities (including depositary receipts in respect of such securities) of the Underlying Index. Derivative instruments that provide exposure to the investments above or exposure to one or more market risk factors associated with such investments are included in the fund's 80% investment policy, consistent with the fund's investment policies and limitations with respect to investments in derivatives.

As of October 31, 2025, the Underlying Index consisted of 1,248 securities, with an average market capitalization of approximately \$22.84 billion and a minimum market capitalization of approximately \$41 million, from issuers in the following countries (may reflect depositary receipts or country of domicile): Australia, Austria, Belgium, Bermuda, Brazil, Canada, Chile, China, Denmark, Finland, France, Germany, Hong Kong, Ireland, Israel, Italy, Japan, Jordan, Luxembourg, Macau, Netherlands, New Zealand, Norway, Poland, Portugal, Singapore, South Korea, Spain, Sweden, Switzerland, Thailand, the United Kingdom and the United States.

The fund will normally invest at least 80% of its net assets, plus the amount of any borrowings for investment purposes, in equity securities of issuers from developed markets countries other than the United States. As of October 31, 2025, a significant percentage of the Underlying Index was comprised of issuers from Japan. The fund will not enter into transactions to hedge against declines in the value of the fund's assets that are denominated in foreign currency.

The fund will concentrate its investments (i.e., hold 25% or more of its total assets) in a particular industry or group of industries to the extent that its Underlying Index is concentrated. As of October 31, 2025, a significant percentage of the Underlying Index was comprised of

issuers in the industrials sector. The fund's exposure to particular sectors or countries may change over time to correspond to changes in the Underlying Index.

The fund may become "non-diversified," as defined under the Investment Company Act of 1940, as amended, solely as a result of a change in relative market capitalization or index weighting of one or more constituents of the Underlying Index. Shareholder approval will not be sought when the fund crosses from diversified to non-diversified status under such circumstances.

The fund has been developed solely by DBX Advisors LLC. The fund is not in any way connected to or sponsored, endorsed, sold or promoted by the London Stock Exchange Group plc and its group undertakings (collectively, the "LSE Group"). FTSE Russell is a trading name of certain of the LSE Group companies.

**Derivatives.** The fund may invest in derivatives, which are financial instruments whose performance is derived, at least in part, from the performance of an underlying asset, security or index. In particular, portfolio management may use futures contracts, stock index futures, options on futures, swap contracts and other types of derivatives in seeking performance that corresponds to the Underlying Index and will not use such instruments for speculative purposes.

**Securities lending.** The fund may lend securities (up to one-third of total assets) to approved institutions, such as registered broker-dealers, pooled investment vehicles, banks and other financial institutions. In connection with such loans, the fund receives liquid collateral in an amount that is based on the type and value of the securities being lent, with riskier securities generally requiring higher levels of collateral.

## MAIN RISKS

As with any investment, you could lose all or part of your investment in the fund, and the fund's performance could trail that of other investments. The fund is subject to the main risks noted below, any of which may adversely affect the fund's net asset value ("NAV"), trading price, yield, total return and ability to meet its investment objective, as well as other risks that are described in greater detail in the section of this Prospectus entitled "Additional Information About Fund Strategies, Underlying Index Information and Risks" and in the Statement of Additional Information ("SAI"). An investment in the fund is not a deposit of a bank and is not insured or guaranteed by the Federal Deposit Insurance Corporation or any other governmental agency.

**Stock market risk.** When stock prices fall, you should expect the value of your investment to fall as well. Stock prices can be hurt by poor management on the part of the stock's issuer, shrinking product demand and other business risks. These may affect single companies as well as groups of companies. The market as a whole may not favor

the types of investments the fund makes, which could adversely affect a stock's price, regardless of how well the company performs, or the fund's ability to sell a stock at an attractive price. There is a chance that stock prices overall will decline because stock markets tend to move in cycles, with periods of rising and falling prices. Events in the US and global financial markets, including actions taken by the US Federal Reserve or foreign central banks to stimulate or stabilize economic growth, may at times result in unusually high market volatility which could negatively affect performance. High market volatility may also result from significant shifts in momentum of one or more specific stocks due to unusual increases or decreases in trading activity. Momentum can change quickly, and securities subject to shifts in momentum may be more volatile than the market as a whole and returns on such securities may drop precipitously. To the extent that the fund invests in a particular geographic region, capitalization or sector, the fund's performance may be affected by the general performance of that region, capitalization or sector.

**Market disruption risk.** Economies and financial markets throughout the world have become increasingly interconnected, which has increased the likelihood that events or conditions in one country or region will adversely impact markets or issuers in other countries or regions. This includes reliance on global supply chains that are susceptible to disruptions resulting from, among other things, war and other armed conflicts, tariffs, extreme weather events, and natural disasters. Such supply chain disruptions can lead to, and have led to, economic and market disruptions that have far-reaching effects on financial markets worldwide. The value of the fund's investments may be negatively affected by adverse changes in overall economic or market conditions, such as the level of economic activity and productivity, unemployment and labor force participation rates, inflation or deflation (and expectations for inflation or deflation), interest rates, demand and supply for particular products or resources including labor, debt levels and credit ratings, and trade policies, among other factors. Such adverse conditions may contribute to an overall economic contraction across entire economies or markets, which may negatively impact the profitability of issuers operating in those economies or markets. In addition, geopolitical and other globally interconnected occurrences, including war and other armed conflicts, terrorism, economic uncertainty or financial crises, contagion, tariffs and trade disputes, government debt crises (including defaults or downgrades) or uncertainty about government debt payments, government shutdowns, public health crises, natural disasters, supply chain disruptions, climate change and related events or conditions, have led, and in the future may lead, to disruptions in the US and world economies and markets, which may increase financial market volatility and have significant adverse direct or indirect effects on the fund and its investments. Adverse market conditions or disruptions could cause the fund to lose money, experience significant

redemptions, and encounter operational difficulties. Although multiple asset classes may be affected by adverse market conditions or a particular market disruption, the duration and effects may not be the same for all types of assets.

Current military and other armed conflicts in various geographic regions, including those in Europe and the Middle East, among others, can lead to, and have led to, economic and market disruptions, which may not be limited to the geographic region in which the conflict is occurring. Such conflicts can also result, and have resulted in some cases, in sanctions being levied by the United States, the European Union and/or other countries against countries or other actors involved in the conflict. In addition, such conflicts and related sanctions can adversely affect regional and global energy, commodities, financial and other markets and thus could affect the value of the fund's investments. The extent and duration of any military or other armed conflict, related sanctions and resulting economic and market disruptions are impossible to predict, but could be substantial.

Other market disruption events include pandemic spread of viruses, such as the novel coronavirus known as COVID-19, which have caused significant uncertainty, market volatility, decreased economic and other activity, increased government activity, including economic stimulus measures, and supply chain disruptions, and may adversely affect the fund and its investments.

In addition, markets are becoming increasingly susceptible to disruption events resulting from the use of new and emerging technologies to engage in cyber-attacks or to take over the websites and/or social media accounts of companies, governmental entities or public officials, or to otherwise pose as or impersonate such, which then may be used to disseminate false or misleading information that can cause volatility in financial markets or for the securities of a particular company, group of companies, industry or other class of assets.

Adverse market conditions or particular market disruptions, such as those discussed above, may magnify the impact of each of the other risks described in this "MAIN RISKS" section and may increase volatility in one or more markets in which the fund invests leading to the potential for greater losses for the fund.

**Index construction risk.** A stock included in the Underlying Index may not exhibit the factor trait or provide specific factor exposure for which it was selected and consequently the fund's holdings may not exhibit returns consistent with that factor trait.

**Multifactor risk.** There can be no assurance that targeting exposure to such investment factors will enhance the fund's performance over time. It is expected that targeting exposure to the fund's stated investment factors will detract from performance in some market environments,

perhaps for extended periods. In such circumstances, portfolio management will seek to maintain exposure to the targeted investment factors and will not adjust the fund's investment process to target different factors.

**Value securities risk.** Securities issued by companies that may be perceived as undervalued may fail to appreciate for long periods of time and may never realize their full potential value. The rules-based methodology may be unsuccessful in creating an index that emphasizes undervalued securities. In addition, value stocks may shift in and out of favor with investors generally, sometimes rapidly, depending on changes in market, economic and other factors.

**Momentum securities risk.** Investing in or having exposure to securities with positive momentum entails investing in securities that have had above-average recent returns. Momentum can turn quickly, and stocks that previously exhibited high positive momentum characteristics may not experience continued positive momentum. The momentum style of investing is subject to the risk that the securities may be more volatile than the market as a whole, or that the returns on securities that previously have exhibited price momentum will be less than returns on other styles of investing.

**Quality stocks risk.** Stocks included in the Underlying Index are deemed to be quality stocks pursuant to the Underlying Index's methodology, but there is no guarantee that the past performance of these stocks will continue. Companies that issue these stocks may experience lower than expected returns or may experience negative growth, as well as increased leverage, resulting in lower than expected or negative returns to fund shareholders. Many factors can affect a stock's quality and performance, and the impact of these factors on a stock or its price can be difficult to predict.

**Volatility risk.** Although the Underlying Index was created to seek lower volatility than the FTSE Developed ex US Index, there is no guarantee that these strategies will be successful. The Underlying Index may be unsuccessful in creating an index that minimizes volatility, and there is a risk that the fund may experience more than minimum volatility. Securities in the fund's portfolio may be subject to price volatility and the prices may not be any less volatile than the FTSE Developed ex US Index, and could be more volatile.

**Foreign investment risk.** The fund faces the risks inherent in foreign investing. Adverse political, economic or social developments, as well as US and foreign government actions such as the imposition of tariffs, economic and trade sanctions or embargoes, could undermine the value of the fund's foreign investments, prevent the fund from realizing the full value of its foreign investments or prevent the fund from selling foreign securities it holds. Financial reporting standards for companies based in foreign markets differ from those in the US. Additionally, foreign securities markets generally are smaller and less liquid

than US markets. To the extent that the fund invests in non-US dollar denominated foreign securities, changes in currency exchange rates may affect the US dollar value of foreign securities or the income or gain received on these securities.

Foreign governments may restrict investment by foreigners, limit withdrawal of trading profit or currency from the country, restrict currency exchange or seize foreign investments. In addition, the fund may be limited in its ability to exercise its legal rights or enforce a counterparty's legal obligations in certain jurisdictions outside of the US. The foreign investments of the fund may also be subject to foreign withholding taxes. Foreign brokerage commissions and other fees are generally higher than those for US investments, and the transactions and custody of foreign assets may involve delays in payment, delivery or recovery of money or investments.

Foreign markets can have liquidity risks beyond those typical of US markets. Because foreign exchanges generally are smaller and less liquid than US exchanges, buying and selling foreign investments can be more difficult and costly. Relatively small transactions can sometimes materially affect the price and availability of securities. In certain situations, it may become virtually impossible to sell an investment at a price that approaches portfolio management's estimate of its value. For the same reason, it may at times be difficult to value the fund's foreign investments. In addition, because non-US markets may be open on days when the fund does not price its shares, the value of the foreign securities in the fund's portfolio may change on days when shareholders will not be able to purchase or sell the fund's shares.

**Depository receipt risk.** Depository receipts involve similar risks to those associated with investments in securities of non-US issuers. Depository receipts also may be less liquid than the underlying shares in their primary trading market. Unsponsored depository receipts are issued by one or more depositories in response to market demand, but without a formal agreement with the company that issues the underlying securities.

**Risks related to investing in Asia.** Investment in securities of issuers in Asia involves risks and special considerations not typically associated with investment in the US securities markets. Certain Asian economies have experienced high inflation, high unemployment, currency devaluations and restrictions, and over-extension of credit. Many Asian economies have experienced rapid growth and industrialization, and there is no assurance that this growth rate will be maintained. In past economic crises, many of the export-driven Asian economies experienced the effects of the economic slowdown in the United States and Europe, and certain Asian governments implemented stimulus plans, low-rate monetary policies and currency devaluations. Economic events in any one Asian country may have a significant economic effect on the entire Asian region, as well as on major trading partners outside Asia.

Any adverse event in the Asian markets may have a significant adverse effect on some or all of the economies of Asian countries in which the fund invests. Many Asian countries are subject to political risk, including corruption and regional conflict with neighboring countries. In addition, many Asian countries are subject to social and labor risks associated with demands for improved political, economic and social conditions.

**European investment risk.** European financial markets have experienced volatility in recent years and have been adversely affected by concerns about economic downturns, credit rating downgrades, rising government debt level and possible default on or restructuring of government debt in several European countries. A default or debt restructuring by any European country would adversely impact holders of that country's debt, and sellers of credit default swaps linked to that country's creditworthiness. Most countries in Western Europe are members of the European Union (EU), which faces issues involving its membership, structure, procedures and policies.

European countries are also significantly affected by fiscal and monetary controls implemented by the European Economic and Monetary Union (EMU), and it is possible that the timing and substance of these controls may not address the needs of all EMU member countries. Investing in euro-denominated securities also risks exposure to a currency that may not fully reflect the strengths and weaknesses of the disparate economies that comprise Europe. There is continued concern over member state-level support for the euro, which could lead to certain countries leaving the EMU, the implementation of currency controls, or potentially the dissolution of the euro. The dissolution of the euro could have significant negative effects on European financial markets.

**Risks related to investing in developed countries.** The fund's investment in developed country issuers may subject the fund to regulatory, political, currency, security, and economic risks specific to developed countries. Developed countries tend to represent a significant portion of the global economy and have generally experienced slower economic growth than some other countries. A majority of developed countries have recently experienced a significant economic slowdown. In addition, developed countries may be impacted by changes to the economic health of certain key trading partners, regulatory burdens, debt burdens and the price or availability of certain commodities.

**Currency risk.** Changes in currency exchange rates and the relative value of non-US currencies may affect the value of the fund's investments and the value of your fund shares. Because the fund's NAV is determined on the basis of the US dollar and the fund does not attempt to hedge against changes in the value of non-US currencies, investors may lose money if the foreign currency depreciates against the US dollar, even if the foreign currency value of the fund's holdings in that market increases.

Conversely, the dollar value of your investment in the fund may go up if the value of the foreign currency appreciates against the US dollar. The value of the US dollar measured against other currencies is influenced by a variety of factors. These factors include: interest rates, national debt levels and trade deficits, changes in balances of payments and trade, domestic and foreign interest and inflation rates, global or regional political, economic or financial events, monetary policies of governments, actual or potential government intervention, and global energy prices. Political instability, the possibility of government intervention and restrictive or opaque business and investment policies may also reduce the value of a country's currency. Government monetary policies and the buying or selling of currency by a country's government may also influence exchange rates. Currency exchange rates can be very volatile and can change quickly and unpredictably. Therefore, the value of an investment in the fund may also go up or down quickly and unpredictably and investors may lose money.

**Medium-sized company risk.** Medium-sized company stocks tend to be more volatile than large company stocks. Because stock analysts are less likely to follow medium-sized companies, less information about them is available to investors. Industry-wide reversals may have a greater impact on medium-sized companies, since they lack the financial resources of larger companies. Medium-sized company stocks are typically less liquid than large company stocks.

**Large-sized companies risk.** Returns on investments in securities of large companies could trail the returns on investments in securities of smaller and mid-sized companies. Larger companies may be unable to respond as quickly as smaller and mid-sized companies to competitive challenges or to changes in business, product, financial or other market conditions. Larger companies may not be able to maintain growth at the high rates that may be achieved by well-managed smaller and mid-sized companies. During different market cycles, the performance of large-capitalization companies has trailed the overall performance of the broader securities markets.

**Focus risk.** To the extent that the fund focuses its investments in particular industries, asset classes or sectors of the economy, any market price movements, regulatory or technological changes, or economic conditions affecting companies in those industries, asset classes or sectors may have a significant impact on the fund's performance. The fund may become more focused in particular industries, asset classes or sectors of the economy as a result of changes in the valuation of the fund's investments or fluctuations in the fund's assets, and the fund is not required to reduce such exposures under these circumstances.

**Industrials sector risk.** To the extent that the fund invests significantly in the industrials sector, the fund will be sensitive to changes in, and the fund's performance may

depend to a greater extent on, the overall condition of the industrials sector. Companies in the industrials sector may be adversely affected by changes in government regulation, tariffs and trade policy, world events and economic conditions. In addition, companies in the industrials sector may be adversely affected by environmental damages, product liability claims and exchange rates.

**Passive investing risk.** Unlike a fund that is actively managed, in which portfolio management buys and sells securities based on research and analysis, the fund invests in securities included in, or representative of, the Underlying Index, regardless of their investment merits. Because the fund is designed to maintain a high level of exposure to the Underlying Index at all times, portfolio management generally will not buy or sell a security unless the security is added or removed, respectively, from the Underlying Index, and will not take any steps to invest defensively or otherwise reduce the risk of loss during market downturns.

**Index-related risk.** The fund seeks investment results that correspond generally to the performance, before fees and expenses, of the Underlying Index as published by the Index Provider. There is no assurance that the Index Provider will compile the Underlying Index accurately, or that the Underlying Index will be determined, composed or calculated accurately. The Index Provider may cease publication of the Underlying Index or may terminate the license agreement allowing the fund to use the Underlying Index, either of which could have a material adverse effect on the fund. Market disruptions could cause delays in the Underlying Index's reconstitution and rebalancing schedule. During any such delay, it is possible that the Underlying Index and, in turn, the fund will deviate from the Underlying Index's stated methodology and therefore experience returns different than those that would have been achieved under a normal reconstitution and rebalancing schedule. Generally, the Index Provider does not provide any warranty, or accept any liability, with respect to the quality, accuracy or completeness of the Underlying Index or its related data, and does not guarantee that the Underlying Index will be in line with its stated methodology. Errors in the Underlying Index data, the Underlying Index computations and/or the construction of the Underlying Index in accordance with its stated methodology may occur from time to time and may not be identified and corrected by the Index Provider for a period of time or at all, which may have an adverse impact on the fund and its shareholders. The Advisor may have limited ability to detect such errors and neither the Advisor nor its affiliates provide any warranty or guarantee against such errors. Therefore, the gains, losses or costs associated with the Index Provider's errors will generally be borne by the fund and its shareholders.

Index-related risk may be higher for a fund that tracks an index comprised of, or an index that includes, foreign securities because regulatory and reporting requirements may

differ from those in the US, resulting in a heightened risk of errors in the index data, index computation and/or index construction due to unreliable, outdated or unavailable information.

**Tracking error risk.** The fund may be subject to tracking error, which is the divergence of the fund's performance from that of the Underlying Index. The performance of the fund may diverge from that of the Underlying Index for a number of reasons, including operating expenses, transaction costs, cash flows and operational inefficiencies. The fund's return also may diverge from the return of the Underlying Index because the fund bears the costs and risks associated with buying and selling securities (especially when reconstituting or rebalancing the fund's securities holdings to reflect changes in the Underlying Index) while such costs and risks are not factored into the return of the Underlying Index. Transaction costs, including brokerage costs, will decrease the fund's NAV to the extent not offset by the transaction fee payable by an "Authorized Participant" ("AP"). Market disruptions and regulatory restrictions could have an adverse effect on the fund's ability to adjust its exposure in order to track the Underlying Index. Moreover, the use of a representative sampling investment approach (i.e., investing in a representative selection of securities included in the Underlying Index rather than all securities in the Underlying Index) may cause the fund's return to not be as well correlated with the return of the Underlying Index as would be the case if the fund purchased all of the securities in the Underlying Index in the proportions represented in the Underlying Index. In addition, the fund may not be able to invest in certain securities included in the Underlying Index, or invest in them in the exact proportions in which they are represented in the Underlying Index, due to government imposed legal restrictions or limitations, a lack of liquidity in the markets in which such securities trade, potential adverse tax consequences or other reasons. To the extent the fund calculates its net asset value based on fair value prices and the value of the Underlying Index is based on market prices (i.e., the value of the Underlying Index is not based on fair value prices), the fund's ability to track the Underlying Index may be adversely affected. Tracking error risk may be heightened during times of increased market volatility or other unusual market conditions. For tax purposes, the fund may sell certain securities, and such sale may cause the fund to recognize a taxable gain or a loss and deviate from the performance of the Underlying Index. In light of the factors discussed above, the fund's return may deviate significantly from the return of the Underlying Index.

Tracking error risk may be higher for funds that track indices with significant weight in foreign issuers than funds that do not track such indices. The fund may also experience operational delays in establishing the necessary accounts and required regulatory approvals to trade, which may delay the fund's ability to hold securities included in the Underlying Index.

**Market price risk.** Fund shares are listed for trading on an exchange and are bought and sold in the secondary market at market prices. The market prices of shares will fluctuate, in some cases materially, in response to changes in the NAV and supply and demand for shares. As a result, the trading prices of shares may deviate significantly from the NAV during periods of market volatility. The Advisor cannot predict whether shares will trade above, below or at their NAV. Given the fact that shares can be created and redeemed in Creation Units (defined below), the Advisor believes that large discounts or premiums to the NAV of shares should not be sustained in the long-term. If market makers exit the business or are unable to continue making markets in fund shares, shares may trade at a discount to NAV like closed-end fund shares and may even face delisting (that is, investors would no longer be able to trade shares in the secondary market). Further, while the creation/redemption feature is designed to make it likely that shares normally will trade close to the value of the fund's holdings, disruptions to creations and redemptions, including disruptions at market makers, APs or other market participants, or during periods of significant market volatility, may result in market prices that differ significantly from the value of the fund's holdings. Although market makers will generally take advantage of differences between the NAV and the market price of fund shares through arbitrage opportunities, there is no guarantee that they will do so. In addition, the securities held by the fund may be traded in markets that close at a different time than the exchange on which the fund's shares trade. Liquidity in those securities may be reduced after the applicable closing times. Accordingly, during the time when the exchange is open but after the applicable market closing, fixing or settlement times, bid-ask spreads and the resulting premium or discount to the shares' NAV is likely to widen. If the markets for the fund's portfolio securities experience decreased liquidity, the trading markets for the fund's shares may also become less liquid with corresponding widening in the bid-ask spreads and differences between the market price and NAV of the fund's shares. Further, secondary markets may be subject to irregular trading activity, wide bid-ask spreads and extended trade settlement periods, which could cause a material decline in the fund's market price. The fund's investment results are measured based upon the daily NAV of the fund. Investors purchasing and selling shares in the secondary market may not experience investment results consistent with those experienced by those APs creating and redeeming shares directly with the fund at NAV.

**Liquidity risk.** In certain situations, it may be difficult or impossible to sell an investment at an acceptable price. This risk can be ongoing for any security that does not trade actively or in large volumes, for any security that trades primarily on smaller markets, and for investments that typically trade only among a limited number of large investors (such as restricted securities). In unusual market

conditions, even normally liquid securities may be affected by a degree of liquidity risk. This may affect only certain securities or an overall securities market.

Although the fund primarily seeks to redeem shares of the fund on an in-kind basis, if the fund is forced to sell underlying investments at reduced prices or under unfavorable conditions to meet redemption requests or other cash needs, the fund may suffer a loss or recognize a gain that may be distributed to shareholders as a taxable distribution. This may be magnified in circumstances where redemptions from the fund may be higher than normal.

**Geographic focus risk.** Focusing investments in a single country or few countries, or regions, involves increased political, regulatory and other risks. Market swings in such a targeted country, countries or regions are likely to have a greater effect on fund performance than they would in a more geographically diversified fund.

**Operational and technology risk.** Cyber-attacks, disruptions, or failures that affect the fund's service providers, index provider or counterparties, issuers of securities held by the fund, or other market participants may adversely affect the fund and its shareholders, including by causing losses for the fund or impairing fund operations. For example, the fund's or its service providers' or index provider's assets or sensitive or confidential information may be misappropriated, data may be corrupted and operations may be disrupted (e.g., cyber-attacks, operational failures or broader disruptions may cause the release of private shareholder information or confidential fund information, interfere with the processing of shareholder transactions, impact the ability to calculate the fund's net asset value and impede trading). Market events and disruptions also may trigger a volume of transactions that overloads current information technology and communication systems and processes, impacting the ability to conduct the fund's operations.

While the fund and its service providers or index provider may establish business continuity and other plans and processes that seek to address the possibility of and fallout from cyber-attacks, disruptions or failures, there are inherent limitations in such plans and systems, including that they do not apply to third parties, such as fund counterparties, issuers of securities held by the fund or other market participants, as well as the possibility that certain risks have not been identified or that unknown threats may emerge in the future and there is no assurance that such plans and processes will be effective. Among other situations, disruptions (for example, pandemics or health crises) that cause prolonged periods of remote work or significant employee absences at the fund's service providers or index provider could impact the ability to conduct the fund's operations. In addition, the fund cannot directly control any cybersecurity plans and systems put in place by its service providers, index provider, fund counterparties, issuers of securities held by the fund or other market participants.

**Authorized Participant concentration risk.** The fund may have a limited number of financial institutions that may act as Authorized Participants ("APs"). Only APs who have entered into agreements with the fund's distributor may engage in creation or redemption transactions directly with the fund (as described in the section of this Prospectus entitled "Buying and Selling Shares"). If those APs exit the business or are unable to process creation and/or redemption orders, (including in situations where APs have limited or diminished access to capital required to post collateral) and no other AP is able to step forward to create and redeem in either of these cases, shares may trade at a discount to NAV like closed-end fund shares and may even face delisting (that is, investors would no longer be able to trade shares in the secondary market).

**Non-diversification risk.** At any given time, due to the composition of the Underlying Index, the fund may be classified as "non-diversified" under the Investment Company Act of 1940, as amended. This means that the fund may invest in securities of relatively few issuers. Thus, the performance of one or a small number of portfolio holdings can affect overall performance.

**Derivatives risk.** Derivatives involve risks different from, and possibly greater than, the risks associated with investing directly in securities and other more traditional investments. Risks associated with derivatives may include the risk that the derivative is not well correlated with the underlying asset, security, index or currency to which it relates; the risk that derivatives may result in losses or missed opportunities; the risk that the fund will be unable to sell the derivative because of an illiquid secondary market; the risk that a counterparty is unwilling or unable to meet its obligation, which risk may be heightened in derivative transactions entered into "over-the-counter" (i.e., not on an exchange or contract market); and the risk that the derivative transaction could expose the fund to the effects of leverage, which could increase the fund's exposure to the market and magnify potential losses.

**Futures risk.** The value of a futures contract tends to increase and decrease in tandem with the value of the underlying instrument. A decision as to whether, when and how to use futures involves the exercise of skill and judgment and even a well-conceived futures transaction may be unsuccessful because of market behavior or unexpected events. In addition to the derivatives risks discussed above, the prices of futures can be highly volatile, using futures can lower total return and the potential loss from futures can exceed the fund's initial investment in such contracts.

**Counterparty risk.** A financial institution or other counterparty with whom the fund does business, or that underwrites, distributes or guarantees any investments or contracts that the fund owns or is otherwise exposed to, may decline in financial health and become unable to

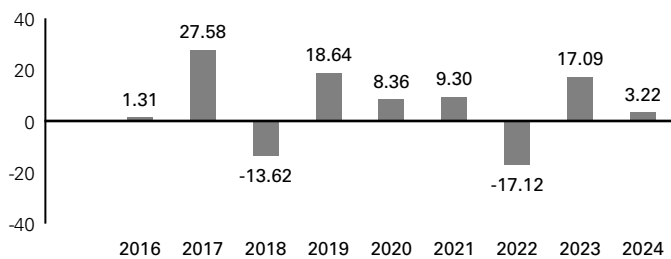
honor its commitments. This could cause losses for the fund or could delay the return or delivery of collateral or other assets to the fund.

**Securities lending risk.** Securities lending involves the risk that the fund may lose money because the borrower of the loaned securities fails to return the securities in a timely manner or at all. A delay in the recovery of loaned securities could interfere with the fund’s ability to vote proxies or settle transactions. Delayed settlement may limit the ability of the fund to reinvest the proceeds of a sale of securities or prevent the fund from selling securities at times that may be appropriate to track the Underlying Index. The fund could also lose money in the event of a decline in the value of the collateral provided for the loaned securities, or a decline in the value of any investments made with cash collateral or even a loss of rights in the collateral should the borrower of the securities fail financially while holding the securities.

## PAST PERFORMANCE

The bar chart and table below provide some indication of the risks of investing in the fund by showing changes in the fund’s performance from year to year and by showing how the fund’s average annual returns compare with those of the Underlying Index and a required broad-based securities market index, and may also be compared to a more narrowly based index that the Advisor believes more closely aligns with the fund’s investment strategy. The fund’s past performance (before and after taxes) is not necessarily an indication of how the fund will perform in the future. Updated performance information is available on the fund’s website at Xtrackers.com (the website does not form a part of this prospectus).

### CALENDAR YEAR TOTAL RETURNS(%)



	Returns	Period ending
<b>Best Quarter</b>	16.10%	June 30, 2020
<b>Worst Quarter</b>	-23.58%	March 31, 2020
<b>Year-to-Date</b>	25.40%	September 30, 2025

### AVERAGE ANNUAL TOTAL RETURNS

(For periods ended 12/31/2024 expressed as a %)

All after-tax returns are calculated using the historical highest individual federal marginal income tax rates and do not reflect the impact of any state or local tax. Your own actual after-tax returns will depend on your tax situation and may differ from what is shown here. After-tax returns

are not relevant to investors who hold shares of the fund in tax-deferred accounts such as individual retirement accounts (“IRAs”) or employee-sponsored retirement plans.

	Inception Date	1 Year	5 Years	Since Inception
Returns before tax	11/24/2015	3.22	3.48	4.99
After tax on distributions		1.62	2.41	4.00
After tax on distributions and sale of fund shares		1.93	2.45	3.72
<b>FTSE Developed ex US Comprehensive Factor Index</b> (reflects no deductions for fees, expenses or taxes)		3.69	3.86	5.48
<b>FTSE Developed ex US Net Tax (US RIC) Index</b> (reflects no deductions for fees, expenses or taxes)		3.51	5.03	6.05

## MANAGEMENT

### Investment Advisor

DBX Advisors LLC

### Portfolio Managers

**Patrick Dwyer, Vice President of DBX Advisors LLC, Director and Senior Portfolio Engineer & Team Lead, Xtrackers, of DWS Investment Management Americas, Inc.** Portfolio Manager of the fund. Began managing the fund in 2016.

**Shlomo Bassous, Vice President of DBX Advisors LLC, Director and Senior Portfolio Engineer, Xtrackers, of DWS Investment Management Americas, Inc.** Portfolio Manager of the fund. Began managing the fund in 2017.

**Ashif Shaikh, Vice President of DBX Advisors LLC, Vice President and Portfolio Engineer, Xtrackers, of DWS Investment Management Americas, Inc.** Portfolio Manager of the fund. Began managing the fund in 2022.

**Daniel Park, Vice President of DBX Advisors LLC, Vice President and Portfolio Engineer, Xtrackers, of DWS Investment Management Americas, Inc.** Portfolio Manager of the fund. Began managing the fund in 2024.

## PURCHASE AND SALE OF FUND SHARES

The fund is an exchange-traded fund (commonly referred to as an “ETF”). Individual fund shares may only be purchased and sold through a brokerage firm. The price of fund shares is based on market price, and because ETF shares trade at market prices rather than NAV, shares may trade at a price greater than NAV (a premium) or less than NAV (a discount). The fund will only issue or redeem shares that have been aggregated into blocks of 50,000 shares or multiples thereof (“Creation Units”) to

APs who have entered into agreements with ALPS Distributors, Inc., the fund's distributor. You may incur costs attributable to the difference between the highest price a buyer is willing to pay to purchase shares of the fund (bid) and the lowest price a seller is willing to accept for shares of the fund (ask) when buying or selling shares (the "bid-ask spread"). Information on the fund's net asset value, market price, premiums and discounts and bid-ask spreads may be found at Xtrackers.com (the website does not form a part of this prospectus).

## **TAX INFORMATION**

The fund's distributions are generally taxable to you as ordinary income or capital gains, except when you are tax-exempt or when your investment is in an IRA, 401(k), or other tax-advantaged investment plan. Any withdrawals you make from such tax-advantaged investment plans, however, may be taxable to you.

## **PAYMENTS TO BROKER-DEALERS AND OTHER FINANCIAL INTERMEDIARIES**

If you purchase shares of the fund through a broker-dealer or other financial intermediary (such as a bank), the Advisor or other related companies may pay the intermediary for marketing activities and presentations, educational training programs, the support of technology platforms and/or reporting systems or other services related to the sale or promotion of the fund. These payments may create a conflict of interest by influencing the broker-dealer or other intermediary and your salesperson to recommend the fund over another investment. Ask your salesperson or visit your financial intermediary's website for more information.



# Xtrackers Russell US Multifactor ETF

Ticker: DEUS

Stock Exchange: NYSE Arca, Inc.

## INVESTMENT OBJECTIVE

The fund seeks investment results that correspond generally to the performance, before fees and expenses, of the Russell 1000 Comprehensive Factor Index.

## FEES AND EXPENSES

These are the fees and expenses that you will pay when you buy, hold and sell shares. **You may also pay other fees, such as brokerage commissions and other fees to financial intermediaries on the purchase and sale of shares of the fund, which are not reflected in the table and example below.**

### ANNUAL FUND OPERATING EXPENSES

(expenses that you pay each year as a % of the value of your investment)

Management fee	0.17
Other Expenses	None
<b>Total annual fund operating expenses</b>	<b>0.17</b>

## EXAMPLE

This Example is intended to help you compare the cost of investing in the fund with the cost of investing in other funds. The Example assumes that you invest \$10,000 in the fund for the time periods indicated and then sell all of your shares at the end of those periods. The Example also assumes that your investment has a 5% return each year and that the fund's operating expenses remain the same. The Example does not take into account brokerage commissions that you may pay on your purchases and sales of shares of the fund. It also does not include the transaction fees on purchases and redemptions of Creation Units (defined herein), because those fees will not be imposed on retail investors. Although your actual costs may be higher or lower, based on these assumptions your costs would be:

	1 Year	3 Years	5 Years	10 Years
	\$17	\$55	\$96	\$217

## PORTFOLIO TURNOVER

The fund pays transaction costs, such as commissions, when it buys and sells securities (or "turns over" its portfolio). A higher portfolio turnover may indicate higher transaction costs and may mean higher taxes if you are investing in a taxable account. These costs are not reflected in annual fund operating expenses or in the expense example, and can affect the fund's performance. During the most recent fiscal year, the fund's portfolio turnover rate was 35% of the average value of its portfolio.

## PRINCIPAL INVESTMENT STRATEGIES

The fund, using a "passive" or indexing investment approach, seeks investment results that correspond generally to the performance, before fees and expenses, of the Russell 1000 Comprehensive Factor Index (the "Underlying Index"), which is designed to track the equity market performance of companies in the United States selected on the investment style criteria ("factors") of quality, value, momentum, low volatility and size. The companies eligible for the Underlying Index are derived from its starting universe, the Russell 1000 Index, which is comprised of large-cap equity securities from issuers in the United States. The index provider, Frank Russell Company ("Index Provider"), selects companies for the Underlying Index using a proprietary rules-based multi-factor selection and weighting process designed to increase the Underlying Index's exposure, relative to the starting universe, to companies demonstrating the following factors:

■ **Quality.** The quality score is calculated from a company's leverage and profitability (e.g., return on assets, asset turnover and accruals). The Index Provider's methodology for measuring the quality factor attempts to identify stocks that are characterized by low debt, stable earnings growth, and other "quality" metrics, with the expectation that these will provide the possibility of excess returns.

■ **Value.** The value score is calculated based on a company's valuation ratios (e.g., cash-flow yield, earnings yield and country relative sales to price). Value investing generally refers to a strategy that buys stocks whose price is

lower than the fundamental value of the stock. The Index Provider's methodology for measuring the value factor attempts to identify stocks that have low prices relative to their fundamental value and that provide the possibility of excess returns.

■ **Momentum.** The momentum score is calculated based on each company's cumulative 11 month return. Momentum investing is a strategy based on the concept that stock performance tends to persist, either continuing to rise or fall. Momentum style investing emphasizes investing in securities that have had higher recent price performance compared to other securities, with the expectation that this will continue to produce short term excess returns in the future. The Index Provider's methodology for measuring the momentum factor attempts to identify stocks with stronger past performance over the short term.

■ **Low Volatility.** The low volatility score is calculated based on the standard deviation of 5 years of weekly local total returns. Volatility is a statistical measurement of the magnitude of increases or decreases in a stock's price over time. Low volatility investing is a strategy based on the concept that stocks that exhibit low volatility tend to perform better than stocks with higher volatility. The Index Provider's methodology for measuring the low volatility factor attempts to identify stocks with a historically lower risk (and higher return) profile relative to higher risk.

■ **Size.** The size score is calculated based on the full market capitalization of a company. The Index Provider's methodology for measuring the size factor attempts to identify stocks of smaller companies relative to their larger counterparts, with the expectation that these will provide the possibility of excess returns.

Companies are weighted based on their relative exposure to all five factors. Companies that do not display meaningful multi-factor characteristics are not eligible for inclusion in the Underlying Index. Under normal circumstances, the Underlying Index is rebalanced semi-annually in June and December. The fund rebalances its portfolio in accordance with the Underlying Index, and, therefore, any changes to the Underlying Index's rebalance schedule will result in corresponding changes to the fund's rebalance schedule.

The fund uses a full replication indexing strategy to seek to track the Underlying Index. As such, the fund invests directly in the component securities of the Underlying Index in substantially the same weightings in which they are represented in the Underlying Index. If it is not possible for the fund to acquire component securities due to limited availability or regulatory restrictions, the fund may use a representative sampling indexing strategy to seek to track the Underlying Index instead of a full replication indexing strategy. "Representative sampling" is an indexing strategy that involves investing in a representative sample of securities that collectively has an investment profile similar to the Underlying Index. The

securities selected are expected to have, in the aggregate, investment characteristics (based on factors such as market capitalization and industry weightings), fundamental characteristics (such as return variability and yield), and liquidity measures similar to those of the Underlying Index. The fund may or may not hold all of the securities in the Underlying Index when using a representative sampling indexing strategy. The fund will invest at least 80% of its total assets (but typically far more) in component securities of the Underlying Index. Due to regulatory changes, effective June 11, 2026, the fund will replace this 80% investment policy and related disclosures set forth in this prospectus. Specifically, effective June 11, 2026, under normal circumstances, the fund will invest at least 80% of its net assets, plus the amount of any borrowings for investment purposes, in component securities (including depositary receipts in respect of such securities) of the Underlying Index. Derivative instruments that provide exposure to the investments above or exposure to one or more market risk factors associated with such investments are included in the fund's 80% investment policy, consistent with the fund's investment policies and limitations with respect to investments in derivatives.

As of October 31, 2025, the Underlying Index consisted of 856 securities, with an average market capitalization of approximately \$74.51 billion and a minimum market capitalization of approximately \$1.04 billion, from issuers in the United States.

The fund will normally invest at least 80% of its net assets, plus the amount of any borrowings for investment purposes, in equity securities of issuers from the United States.

The fund will concentrate its investments (i.e., hold 25% or more of its total assets) in a particular industry or group of industries to the extent that its Underlying Index is concentrated. As of October 31, 2025, a significant percentage of the Underlying Index was comprised of issuers in the industrials and financials sectors. The fund's exposure to particular sectors may change over time to correspond to changes in the Underlying Index.

The fund may become "non-diversified," as defined under the Investment Company Act of 1940, as amended, solely as a result of a change in relative market capitalization or index weighting of one or more constituents of the Underlying Index. Shareholder approval will not be sought when the fund crosses from diversified to non-diversified status under such circumstances.

The fund has been developed solely by DBX Advisors LLC. The fund is not in any way connected to or sponsored, endorsed, sold or promoted by the London Stock Exchange Group plc and its group undertakings (collectively, the "LSE Group"). FTSE Russell is a trading name of certain of the LSE Group companies.

**Derivatives.** The fund may invest in derivatives, which are financial instruments whose performance is derived, at least in part, from the performance of an underlying asset, security or index. In particular, portfolio management may use futures contracts, stock index futures, options on futures, swap contracts and other types of derivatives in seeking performance that corresponds to the Underlying Index and will not use such instruments for speculative purposes.

**Securities lending.** The fund may lend securities (up to one-third of total assets) to approved institutions, such as registered broker-dealers, pooled investment vehicles, banks and other financial institutions. In connection with such loans, the fund receives liquid collateral in an amount that is based on the type and value of the securities being lent, with riskier securities generally requiring higher levels of collateral.

## MAIN RISKS

As with any investment, you could lose all or part of your investment in the fund, and the fund's performance could trail that of other investments. The fund is subject to the main risks noted below, any of which may adversely affect the fund's net asset value ("NAV"), trading price, yield, total return and ability to meet its investment objective, as well as other risks that are described in greater detail in the section of this Prospectus entitled "Additional Information About Fund Strategies, Underlying Index Information and Risks" and in the Statement of Additional Information ("SAI"). An investment in the fund is not a deposit of a bank and is not insured or guaranteed by the Federal Deposit Insurance Corporation or any other governmental agency.

**Stock market risk.** When stock prices fall, you should expect the value of your investment to fall as well. Stock prices can be hurt by poor management on the part of the stock's issuer, shrinking product demand and other business risks. These may affect single companies as well as groups of companies. The market as a whole may not favor the types of investments the fund makes, which could adversely affect a stock's price, regardless of how well the company performs, or the fund's ability to sell a stock at an attractive price. There is a chance that stock prices overall will decline because stock markets tend to move in cycles, with periods of rising and falling prices. Events in the US and global financial markets, including actions taken by the US Federal Reserve or foreign central banks to stimulate or stabilize economic growth, may at times result in unusually high market volatility which could negatively affect performance. High market volatility may also result from significant shifts in momentum of one or more specific stocks due to unusual increases or decreases in trading activity. Momentum can change quickly, and securities subject to shifts in momentum may be more volatile than the market as a whole and returns on such securities may drop precipitously. To the extent that the fund invests

in a particular geographic region, capitalization or sector, the fund's performance may be affected by the general performance of that region, capitalization or sector.

**Market disruption risk.** Economies and financial markets throughout the world have become increasingly interconnected, which has increased the likelihood that events or conditions in one country or region will adversely impact markets or issuers in other countries or regions. This includes reliance on global supply chains that are susceptible to disruptions resulting from, among other things, war and other armed conflicts, tariffs, extreme weather events, and natural disasters. Such supply chain disruptions can lead to, and have led to, economic and market disruptions that have far-reaching effects on financial markets worldwide. The value of the fund's investments may be negatively affected by adverse changes in overall economic or market conditions, such as the level of economic activity and productivity, unemployment and labor force participation rates, inflation or deflation (and expectations for inflation or deflation), interest rates, demand and supply for particular products or resources including labor, debt levels and credit ratings, and trade policies, among other factors. Such adverse conditions may contribute to an overall economic contraction across entire economies or markets, which may negatively impact the profitability of issuers operating in those economies or markets. In addition, geopolitical and other globally interconnected occurrences, including war and other armed conflicts, terrorism, economic uncertainty or financial crises, contagion, tariffs and trade disputes, government debt crises (including defaults or downgrades) or uncertainty about government debt payments, government shutdowns, public health crises, natural disasters, supply chain disruptions, climate change and related events or conditions, have led, and in the future may lead, to disruptions in the US and world economies and markets, which may increase financial market volatility and have significant adverse direct or indirect effects on the fund and its investments. Adverse market conditions or disruptions could cause the fund to lose money, experience significant redemptions, and encounter operational difficulties. Although multiple asset classes may be affected by adverse market conditions or a particular market disruption, the duration and effects may not be the same for all types of assets.

Current military and other armed conflicts in various geographic regions, including those in Europe and the Middle East, among others, can lead to, and have led to, economic and market disruptions, which may not be limited to the geographic region in which the conflict is occurring. Such conflicts can also result, and have resulted in some cases, in sanctions being levied by the United States, the European Union and/or other countries against countries or other actors involved in the conflict. In addition, such conflicts and related sanctions can adversely affect regional and global energy, commodities, financial and other markets and thus could affect the value

of the fund's investments. The extent and duration of any military or other armed conflict, related sanctions and resulting economic and market disruptions are impossible to predict, but could be substantial.

Other market disruption events include pandemic spread of viruses, such as the novel coronavirus known as COVID-19, which have caused significant uncertainty, market volatility, decreased economic and other activity, increased government activity, including economic stimulus measures, and supply chain disruptions, and may adversely affect the fund and its investments.

In addition, markets are becoming increasingly susceptible to disruption events resulting from the use of new and emerging technologies to engage in cyber-attacks or to take over the websites and/or social media accounts of companies, governmental entities or public officials, or to otherwise pose as or impersonate such, which then may be used to disseminate false or misleading information that can cause volatility in financial markets or for the securities of a particular company, group of companies, industry or other class of assets.

Adverse market conditions or particular market disruptions, such as those discussed above, may magnify the impact of each of the other risks described in this "MAIN RISKS" section and may increase volatility in one or more markets in which the fund invests leading to the potential for greater losses for the fund.

**Index construction risk.** A stock included in the Underlying Index may not exhibit the factor trait or provide specific factor exposure for which it was selected and consequently the fund's holdings may not exhibit returns consistent with that factor trait.

**Multifactor risk.** There can be no assurance that targeting exposure to such investment factors will enhance the fund's performance over time. It is expected that targeting exposure to the fund's stated investment factors will detract from performance in some market environments, perhaps for extended periods. In such circumstances, portfolio management will seek to maintain exposure to the targeted investment factors and will not adjust the fund's investment process to target different factors.

**Value securities risk.** Securities issued by companies that may be perceived as undervalued may fail to appreciate for long periods of time and may never realize their full potential value. The rules-based methodology may be unsuccessful in creating an index that emphasizes undervalued securities. In addition, value stocks may shift in and out of favor with investors generally, sometimes rapidly, depending on changes in market, economic and other factors.

**Momentum securities risk.** Investing in or having exposure to securities with positive momentum entails investing in securities that have had above-average recent returns. Momentum can turn quickly, and stocks that previously exhibited high positive momentum characteristics

may not experience continued positive momentum. The momentum style of investing is subject to the risk that the securities may be more volatile than the market as a whole, or that the returns on securities that previously have exhibited price momentum will be less than returns on other styles of investing.

**Quality stocks risk.** Stocks included in the Underlying Index are deemed to be quality stocks pursuant to the Underlying Index's methodology, but there is no guarantee that the past performance of these stocks will continue. Companies that issue these stocks may experience lower than expected returns or may experience negative growth, as well as increased leverage, resulting in lower than expected or negative returns to fund shareholders. Many factors can affect a stock's quality and performance, and the impact of these factors on a stock or its price can be difficult to predict.

**Volatility risk.** Although the Underlying Index was created to seek lower volatility than the Russell 1000<sup>®</sup> Index, there is no guarantee that these strategies will be successful. The Underlying Index may be unsuccessful in creating an index that minimizes volatility, and there is a risk that the fund may experience more than minimum volatility. Securities in the fund's portfolio may be subject to price volatility and the prices may not be any less volatile than the Russell 1000<sup>®</sup> Index, and could be more volatile.

**Focus risk.** To the extent that the fund focuses its investments in particular industries, asset classes or sectors of the economy, any market price movements, regulatory or technological changes, or economic conditions affecting companies in those industries, asset classes or sectors may have a significant impact on the fund's performance. The fund may become more focused in particular industries, asset classes or sectors of the economy as a result of changes in the valuation of the fund's investments or fluctuations in the fund's assets, and the fund is not required to reduce such exposures under these circumstances.

**Industrials sector risk.** To the extent that the fund invests significantly in the industrials sector, the fund will be sensitive to changes in, and the fund's performance may depend to a greater extent on, the overall condition of the industrials sector. Companies in the industrials sector may be adversely affected by changes in government regulation, tariffs and trade policy, world events and economic conditions. In addition, companies in the industrials sector may be adversely affected by environmental damages, product liability claims and exchange rates.

**Financials sector risk.** To the extent that the fund invests significantly in the financials sector, the fund will be sensitive to changes in, and the fund's performance may depend to a greater extent on, the overall condition of the financials sector. The financials sector is subject to extensive government regulation, can be subject to relatively rapid change due to increasingly blurred distinctions between service segments, and can be significantly

affected by the availability and cost of capital funds, changes in interest rates, the rate of corporate and consumer debt defaults, and price competition.

**Large-sized companies risk.** Returns on investments in securities of large companies could trail the returns on investments in securities of smaller and mid-sized companies. Larger companies may be unable to respond as quickly as smaller and mid-sized companies to competitive challenges or to changes in business, product, financial or other market conditions. Larger companies may not be able to maintain growth at the high rates that may be achieved by well-managed smaller and mid-sized companies. During different market cycles, the performance of large-capitalization companies has trailed the overall performance of the broader securities markets.

**Medium-sized company risk.** Medium-sized company stocks tend to be more volatile than large company stocks. Because stock analysts are less likely to follow medium-sized companies, less information about them is available to investors. Industry-wide reversals may have a greater impact on medium-sized companies, since they lack the financial resources of larger companies. Medium-sized company stocks are typically less liquid than large company stocks.

**Passive investing risk.** Unlike a fund that is actively managed, in which portfolio management buys and sells securities based on research and analysis, the fund invests in securities included in, or representative of, the Underlying Index, regardless of their investment merits. Because the fund is designed to maintain a high level of exposure to the Underlying Index at all times, portfolio management generally will not buy or sell a security unless the security is added or removed, respectively, from the Underlying Index, and will not take any steps to invest defensively or otherwise reduce the risk of loss during market downturns.

**Index-related risk.** The fund seeks investment results that correspond generally to the performance, before fees and expenses, of the Underlying Index as published by the Index Provider. There is no assurance that the Index Provider will compile the Underlying Index accurately, or that the Underlying Index will be determined, composed or calculated accurately. The Index Provider may cease publication of the Underlying Index or may terminate the license agreement allowing the fund to use the Underlying Index, either of which could have a material adverse effect on the fund. Market disruptions could cause delays in the Underlying Index's reconstitution and rebalancing schedule. During any such delay, it is possible that the Underlying Index and, in turn, the fund will deviate from the Underlying Index's stated methodology and therefore experience returns different than those that would have been achieved under a normal reconstitution and rebalancing schedule. Generally, the Index Provider does not provide any warranty, or accept any liability, with respect to the quality, accuracy or completeness of the Underlying

Index or its related data, and does not guarantee that the Underlying Index will be in line with its stated methodology. Errors in the Underlying Index data, the Underlying Index computations and/or the construction of the Underlying Index in accordance with its stated methodology may occur from time to time and may not be identified and corrected by the Index Provider for a period of time or at all, which may have an adverse impact on the fund and its shareholders. The Advisor may have limited ability to detect such errors and neither the Advisor nor its affiliates provide any warranty or guarantee against such errors. Therefore, the gains, losses or costs associated with the Index Provider's errors will generally be borne by the fund and its shareholders.

**Tracking error risk.** The fund may be subject to tracking error, which is the divergence of the fund's performance from that of the Underlying Index. The performance of the fund may diverge from that of the Underlying Index for a number of reasons, including operating expenses, transaction costs, cash flows and operational inefficiencies. The fund's return also may diverge from the return of the Underlying Index because the fund bears the costs and risks associated with buying and selling securities (especially when reconstituting or rebalancing the fund's securities holdings to reflect changes in the Underlying Index) while such costs and risks are not factored into the return of the Underlying Index. Transaction costs, including brokerage costs, will decrease the fund's NAV to the extent not offset by the transaction fee payable by an "Authorized Participant" ("AP"). Market disruptions and regulatory restrictions could have an adverse effect on the fund's ability to adjust its exposure in order to track the Underlying Index. Moreover, the use of a representative sampling investment approach (i.e., investing in a representative selection of securities included in the Underlying Index rather than all securities in the Underlying Index) may cause the fund's return to not be as well correlated with the return of the Underlying Index as would be the case if the fund purchased all of the securities in the Underlying Index in the proportions represented in the Underlying Index. In addition, the fund may not be able to invest in certain securities included in the Underlying Index, or invest in them in the exact proportions in which they are represented in the Underlying Index, due to government imposed legal restrictions or limitations, a lack of liquidity in the markets in which such securities trade, potential adverse tax consequences or other reasons. To the extent the fund calculates its net asset value based on fair value prices and the value of the Underlying Index is based on market prices (i.e., the value of the Underlying Index is not based on fair value prices), the fund's ability to track the Underlying Index may be adversely affected. Tracking error risk may be heightened during times of increased market volatility or other unusual market conditions. For tax purposes, the fund may sell certain securities, and such sale may cause the fund to recognize a taxable gain or a loss and deviate from the performance

of the Underlying Index. In light of the factors discussed above, the fund's return may deviate significantly from the return of the Underlying Index.

**Market price risk.** Fund shares are listed for trading on an exchange and are bought and sold in the secondary market at market prices. The market prices of shares will fluctuate, in some cases materially, in response to changes in the NAV and supply and demand for shares. As a result, the trading prices of shares may deviate significantly from the NAV during periods of market volatility. The Advisor cannot predict whether shares will trade above, below or at their NAV. Given the fact that shares can be created and redeemed in Creation Units (defined below), the Advisor believes that large discounts or premiums to the NAV of shares should not be sustained in the long-term. If market makers exit the business or are unable to continue making markets in fund shares, shares may trade at a discount to NAV like closed-end fund shares and may even face delisting (that is, investors would no longer be able to trade shares in the secondary market). Further, while the creation/redemption feature is designed to make it likely that shares normally will trade close to the value of the fund's holdings, disruptions to creations and redemptions, including disruptions at market makers, APs or other market participants, or during periods of significant market volatility, may result in market prices that differ significantly from the value of the fund's holdings. Although market makers will generally take advantage of differences between the NAV and the market price of fund shares through arbitrage opportunities, there is no guarantee that they will do so. Secondary markets may be subject to irregular trading activity, wide bid-ask spreads and extended trade settlement periods, which could cause a material decline in the fund's market price. The fund's investment results are measured based upon the daily NAV of the fund. Investors purchasing and selling shares in the secondary market may not experience investment results consistent with those experienced by those APs creating and redeeming shares directly with the fund at NAV.

**Liquidity risk.** In certain situations, it may be difficult or impossible to sell an investment at an acceptable price. This risk can be ongoing for any security that does not trade actively or in large volumes, for any security that trades primarily on smaller markets, and for investments that typically trade only among a limited number of large investors (such as restricted securities). In unusual market conditions, even normally liquid securities may be affected by a degree of liquidity risk. This may affect only certain securities or an overall securities market.

Although the fund primarily seeks to redeem shares of the fund on an in-kind basis, if the fund is forced to sell underlying investments at reduced prices or under unfavorable conditions to meet redemption requests or other cash needs, the fund may suffer a loss or recognize a gain that

may be distributed to shareholders as a taxable distribution. This may be magnified in circumstances where redemptions from the fund may be higher than normal.

**Operational and technology risk.** Cyber-attacks, disruptions, or failures that affect the fund's service providers, index provider or counterparties, issuers of securities held by the fund, or other market participants may adversely affect the fund and its shareholders, including by causing losses for the fund or impairing fund operations. For example, the fund's or its service providers' or index provider's assets or sensitive or confidential information may be misappropriated, data may be corrupted and operations may be disrupted (e.g., cyber-attacks, operational failures or broader disruptions may cause the release of private shareholder information or confidential fund information, interfere with the processing of shareholder transactions, impact the ability to calculate the fund's net asset value and impede trading). Market events and disruptions also may trigger a volume of transactions that overloads current information technology and communication systems and processes, impacting the ability to conduct the fund's operations.

While the fund and its service providers or index provider may establish business continuity and other plans and processes that seek to address the possibility of and fallout from cyber-attacks, disruptions or failures, there are inherent limitations in such plans and systems, including that they do not apply to third parties, such as fund counterparties, issuers of securities held by the fund or other market participants, as well as the possibility that certain risks have not been identified or that unknown threats may emerge in the future and there is no assurance that such plans and processes will be effective. Among other situations, disruptions (for example, pandemics or health crises) that cause prolonged periods of remote work or significant employee absences at the fund's service providers or index provider could impact the ability to conduct the fund's operations. In addition, the fund cannot directly control any cybersecurity plans and systems put in place by its service providers, index provider, fund counterparties, issuers of securities held by the fund or other market participants.

**Authorized Participant concentration risk.** The fund may have a limited number of financial institutions that may act as Authorized Participants ("APs"). Only APs who have entered into agreements with the fund's distributor may engage in creation or redemption transactions directly with the fund (as described in the section of this Prospectus entitled "Buying and Selling Shares"). If those APs exit the business or are unable to process creation and/or redemption orders, (including in situations where APs have limited or diminished access to capital required to post collateral) and no other AP is able to step forward to create and redeem in either of these cases, shares may trade at a

discount to NAV like closed-end fund shares and may even face delisting (that is, investors would no longer be able to trade shares in the secondary market).

**Non-diversification risk.** At any given time, due to the composition of the Underlying Index, the fund may be classified as “non-diversified” under the Investment Company Act of 1940, as amended. This means that the fund may invest in securities of relatively few issuers. Thus, the performance of one or a small number of portfolio holdings can affect overall performance.

**Derivatives risk.** Derivatives involve risks different from, and possibly greater than, the risks associated with investing directly in securities and other more traditional investments. Risks associated with derivatives may include the risk that the derivative is not well correlated with the underlying asset, security, index or currency to which it relates; the risk that derivatives may result in losses or missed opportunities; the risk that the fund will be unable to sell the derivative because of an illiquid secondary market; the risk that a counterparty is unwilling or unable to meet its obligation, which risk may be heightened in derivative transactions entered into “over-the-counter” (i.e., not on an exchange or contract market); and the risk that the derivative transaction could expose the fund to the effects of leverage, which could increase the fund’s exposure to the market and magnify potential losses.

**Futures risk.** The value of a futures contract tends to increase and decrease in tandem with the value of the underlying instrument. A decision as to whether, when and how to use futures involves the exercise of skill and judgment and even a well-conceived futures transaction may be unsuccessful because of market behavior or unexpected events. In addition to the derivatives risks discussed above, the prices of futures can be highly volatile, using futures can lower total return and the potential loss from futures can exceed the fund’s initial investment in such contracts.

**Counterparty risk.** A financial institution or other counterparty with whom the fund does business, or that underwrites, distributes or guarantees any investments or contracts that the fund owns or is otherwise exposed to, may decline in financial health and become unable to honor its commitments. This could cause losses for the fund or could delay the return or delivery of collateral or other assets to the fund.

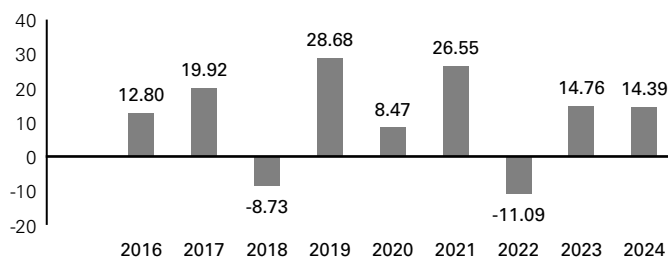
**Securities lending risk.** Securities lending involves the risk that the fund may lose money because the borrower of the loaned securities fails to return the securities in a timely manner or at all. A delay in the recovery of loaned securities could interfere with the fund’s ability to vote proxies or settle transactions. Delayed settlement may limit the ability of the fund to reinvest the proceeds of a sale of securities or prevent the fund from selling securities at times that may be appropriate to track the Underlying Index. The fund could also lose money in the

event of a decline in the value of the collateral provided for the loaned securities, or a decline in the value of any investments made with cash collateral or even a loss of rights in the collateral should the borrower of the securities fail financially while holding the securities.

## PAST PERFORMANCE

The bar chart and table below provide some indication of the risks of investing in the fund by showing changes in the fund’s performance from year to year and by showing how the fund’s average annual returns compare with those of the Underlying Index and a required broad-based securities market index, and may also be compared to a more narrowly based index that the Advisor believes more closely aligns with the fund’s investment strategy. The fund’s past performance (before and after taxes) is not necessarily an indication of how the fund will perform in the future. Updated performance information is available on the fund’s website at Xtrackers.com (the website does not form a part of this prospectus).

### CALENDAR YEAR TOTAL RETURNS (%)



	Returns	Period ending
<b>Best Quarter</b>	21.53%	June 30, 2020
<b>Worst Quarter</b>	-26.86%	March 31, 2020
<b>Year-to-Date</b>	9.49%	September 30, 2025

### AVERAGE ANNUAL TOTAL RETURNS

(For periods ended 12/31/2024 expressed as a %)

All after-tax returns are calculated using the historical highest individual federal marginal income tax rates and do not reflect the impact of any state or local tax. Your own actual after-tax returns will depend on your tax situation and may differ from what is shown here. After-tax returns are not relevant to investors who hold shares of the fund in tax-deferred accounts such as individual retirement accounts (“IRAs”) or employee-sponsored retirement plans.

	Inception Date	1 Year	5 Years	Since Inception
Returns before tax	11/24/2015	14.39	9.89	10.63
After tax on distributions		13.75	9.35	10.11
After tax on distributions and sale of fund shares		8.51	7.64	8.55
<b>Russell 1000 Comprehensive Factor Index</b> (reflects no deductions for fees, expenses or taxes)		14.51	10.01	10.79
<b>Russell 1000 Index</b> (reflects no deductions for fees, expenses or taxes)		24.51	14.28	13.85

## MANAGEMENT

### Investment Advisor

DBX Advisors LLC

### Portfolio Managers

**Patrick Dwyer, Vice President of DBX Advisors LLC, Director and Senior Portfolio Engineer & Team Lead, Xtrackers, of DWS Investment Management Americas, Inc.** Portfolio Manager of the fund. Began managing the fund in 2016.

**Shlomo Bassous, Vice President of DBX Advisors LLC, Director and Senior Portfolio Engineer, Xtrackers, of DWS Investment Management Americas, Inc.** Portfolio Manager of the fund. Began managing the fund in 2017.

**Ashif Shaikh, Vice President of DBX Advisors LLC, Vice President and Portfolio Engineer, Xtrackers, of DWS Investment Management Americas, Inc.** Portfolio Manager of the fund. Began managing the fund in 2022.

**Daniel Park, Vice President of DBX Advisors LLC, Vice President and Portfolio Engineer, Xtrackers, of DWS Investment Management Americas, Inc.** Portfolio Manager of the fund. Began managing the fund in 2024.

## PURCHASE AND SALE OF FUND SHARES

The fund is an exchange-traded fund (commonly referred to as an “ETF”). Individual fund shares may only be purchased and sold through a brokerage firm. The price of fund shares is based on market price, and because ETF shares trade at market prices rather than NAV, shares may trade at a price greater than NAV (a premium) or less than NAV (a discount). The fund will only issue or redeem shares that have been aggregated into blocks of 50,000 shares or multiples thereof (“Creation Units”) to APs who have entered into agreements with ALPS Distributors, Inc., the fund’s distributor. You may incur costs attributable to the difference between the highest price a buyer is willing to pay to purchase shares of the fund (bid) and the lowest price a seller is willing to accept for shares of the fund (ask) when buying or selling shares (the

“bid-ask spread”). Information on the fund’s net asset value, market price, premiums and discounts and bid-ask spreads may be found at Xtrackers.com (the website does not form a part of this prospectus).

## TAX INFORMATION

The fund’s distributions are generally taxable to you as ordinary income or capital gains, except when you are tax-exempt or when your investment is in an IRA, 401(k), or other tax-advantaged investment plan. Any withdrawals you make from such tax-advantaged investment plans, however, may be taxable to you.

## PAYMENTS TO BROKER-DEALERS AND OTHER FINANCIAL INTERMEDIARIES

If you purchase shares of the fund through a broker-dealer or other financial intermediary (such as a bank), the Advisor or other related companies may pay the intermediary for marketing activities and presentations, educational training programs, the support of technology platforms and/or reporting systems or other services related to the sale or promotion of the fund. These payments may create a conflict of interest by influencing the broker-dealer or other intermediary and your salesperson to recommend the fund over another investment. Ask your salesperson or visit your financial intermediary’s website for more information.



# Xtrackers Russell 1000 US Quality at a Reasonable Price ETF

Ticker: QARP

Stock Exchange: NYSE Arca, Inc.

## INVESTMENT OBJECTIVE

The fund seeks investment results that correspond generally to the performance, before fees and expenses, of the Russell 1000 2Qual/Val 5% Capped Factor Index.

## FEES AND EXPENSES

These are the fees and expenses that you will pay when you buy, hold and sell shares. **You may also pay other fees, such as brokerage commissions and other fees to financial intermediaries on the purchase and sale of shares of the fund, which are not reflected in the table and example below.**

### ANNUAL FUND OPERATING EXPENSES

(expenses that you pay each year as a % of the value of your investment)

Management fee	0.19
Other Expenses	None
<b>Total annual fund operating expenses</b>	<b>0.19</b>

## EXAMPLE

This Example is intended to help you compare the cost of investing in the fund with the cost of investing in other funds. The Example assumes that you invest \$10,000 in the fund for the time periods indicated and then sell all of your shares at the end of those periods. The Example also assumes that your investment has a 5% return each year and that the fund's operating expenses remain the same. The Example does not take into account brokerage commissions that you may pay on your purchases and sales of shares of the fund. It also does not include the transaction fees on purchases and redemptions of Creation Units (defined herein), because those fees will not be imposed on retail investors. Although your actual costs may be higher or lower, based on these assumptions your costs would be:

	1 Year	3 Years	5 Years	10 Years
	\$19	\$61	\$107	\$243

## PORTFOLIO TURNOVER

The fund pays transaction costs, such as commissions, when it buys and sells securities (or "turns over" its portfolio). A higher portfolio turnover may indicate higher transaction costs and may mean higher taxes if you are investing in a taxable account. These costs are not reflected in annual fund operating expenses or in the expense example, and can affect the fund's performance. During the most recent fiscal year, the fund's portfolio turnover rate was 19% of the average value of its portfolio.

## PRINCIPAL INVESTMENT STRATEGIES

The fund, using a "passive" or indexing investment approach, seeks investment results that correspond generally to the performance, before fees and expenses, of the Russell 1000 2Qual/Val 5% Capped Factor Index (the "Underlying Index"), which is designed to track the equity market performance of companies in the United States selected on the investment style criteria ("factors") of quality and value. The companies eligible for the Underlying Index are derived from its starting universe, the Russell 1000 Index, which is comprised of large-cap equity securities from issuers in the United States. The index provider, Frank Russell Company ("Index Provider"), selects companies for the Underlying Index using a proprietary rules-based multi-factor selection and weighting process designed to increase the Underlying Index's exposure, relative to the starting universe, to companies demonstrating the following factors:

■ **Quality.** The quality score is calculated from a company's leverage and profitability (e.g., return on assets, asset turnover and accruals). The Index Provider's methodology for measuring the quality factor attempts to identify stocks that are characterized by low debt, stable earnings growth, and other "quality" metrics, with the expectation that these will provide the possibility of excess returns.

■ **Value.** The value score is calculated based on a company's valuation ratios (e.g., cash-flow yield, earnings yield and country relative sales to price). Value investing generally refers to a strategy that buys stocks whose price is

lower than the fundamental value of the stock. The Index Provider's methodology for measuring the value factor attempts to identify stocks that have low prices relative to their fundamental value and that provide the possibility of excess returns.

Companies are weighted based on their relative exposure to both factors with an increased exposure (or, a "tilt") of 2.0x (i.e., a doubling) applied to the quality factor. In this way, the fund seeks to provide quality at a reasonable price ("QARP"). Companies that do not display meaningful characteristics of both factors are not eligible for inclusion in the Underlying Index. Under normal circumstances, the Underlying Index is rebalanced annually in June. The fund rebalances its portfolio in accordance with the Underlying Index, and, therefore, any changes to the Underlying Index's rebalance schedule will result in corresponding changes to the fund's rebalance schedule.

The fund uses a full replication indexing strategy to seek to track the Underlying Index. As such, the fund invests directly in the component securities (or a substantial number of the component securities) of the Underlying Index in substantially the same weightings in which they are represented in the Underlying Index. If it is not possible for the fund to acquire component securities due to limited availability or regulatory restrictions, the fund may use a representative sampling indexing strategy to seek to track the Underlying Index instead of a full replication indexing strategy. "Representative sampling" is an indexing strategy that involves investing in a representative sample of securities that collectively has an investment profile similar to the Underlying Index. The securities selected are expected to have, in the aggregate, investment characteristics (based on factors such as market capitalization and industry weightings), fundamental characteristics (such as return variability and yield), and liquidity measures similar to those of the Underlying Index. The fund may or may not hold all of the securities in the Underlying Index when using a representative sampling indexing strategy. The fund will invest at least 80% of its total assets (but typically far more) in component securities of the Underlying Index. Due to regulatory changes, effective June 11, 2026, the fund will replace this 80% investment policy and related disclosures set forth in this prospectus. Specifically, effective June 11, 2026, under normal circumstances, the fund will invest at least 80% of its net assets, plus the amount of any borrowings for investment purposes, in component securities (including depositary receipts in respect of such securities) of the Underlying Index. Derivative instruments that provide exposure to the investments above or exposure to one or more market risk factors associated with such investments are included in the fund's 80% investment policy, consistent with the fund's investment policies and limitations with respect to investments in derivatives.

As of October 31, 2025, the Underlying Index consisted of 349 securities, with an average market capitalization of approximately \$134.01 billion and a minimum market capitalization of approximately \$2.7 billion, from issuers in the United States.

The fund will normally invest at least 80% of its net assets, plus the amount of any borrowings for investment purposes, in securities of issuers from the United States.

The Fund will concentrate its investments (i.e., hold 25% or more of its total assets) in a particular industry or group of industries to the extent that its Underlying Index is concentrated. As of October 31, 2025, a significant percentage of the Underlying Index was comprised of issuers in the information technology sector. The fund's exposure to particular sectors may change over time to correspond to changes in the Underlying Index.

The fund may become "non-diversified," as defined under the Investment Company Act of 1940, as amended, solely as a result of a change in relative market capitalization or index weighting of one or more constituents of the Underlying Index. Shareholder approval will not be sought when the fund crosses from diversified to non-diversified status under such circumstances.

The fund has been developed solely by DBX Advisors LLC. The fund is not in any way connected to or sponsored, endorsed, sold or promoted by the London Stock Exchange Group plc and its group undertakings (collectively, the "LSE Group"). FTSE Russell is a trading name of certain of the LSE Group companies.

**Derivatives.** The fund may invest in derivatives, which are financial instruments whose performance is derived, at least in part, from the performance of an underlying asset, security or index. In particular, portfolio management may use futures contracts, stock index futures, options on futures, swap contracts and other types of derivatives in seeking performance that corresponds to the Underlying Index and will not use such instruments for speculative purposes.

**Securities lending.** The fund may lend securities (up to one-third of total assets) to approved institutions, such as registered broker-dealers, pooled investment vehicles, banks and other financial institutions. In connection with such loans, the fund receives liquid collateral in an amount that is based on the type and value of the securities being lent, with riskier securities generally requiring higher levels of collateral.

## MAIN RISKS

As with any investment, you could lose all or part of your investment in the fund, and the fund's performance could trail that of other investments. The fund is subject to the main risks noted below, any of which may adversely affect the fund's net asset value ("NAV"), trading price, yield, total return and ability to meet its investment objective, as well as other risks that are described in greater detail in

the section of this Prospectus entitled “Additional Information About Fund Strategies, Underlying Index Information and Risks” and in the Statement of Additional Information (“SAI”). An investment in the fund is not a deposit of a bank and is not insured or guaranteed by the Federal Deposit Insurance Corporation or any other governmental agency.

**Stock market risk.** When stock prices fall, you should expect the value of your investment to fall as well. Stock prices can be hurt by poor management on the part of the stock’s issuer, shrinking product demand and other business risks. These may affect single companies as well as groups of companies. The market as a whole may not favor the types of investments the fund makes, which could adversely affect a stock’s price, regardless of how well the company performs, or the fund’s ability to sell a stock at an attractive price. There is a chance that stock prices overall will decline because stock markets tend to move in cycles, with periods of rising and falling prices. Events in the US and global financial markets, including actions taken by the US Federal Reserve or foreign central banks to stimulate or stabilize economic growth, may at times result in unusually high market volatility which could negatively affect performance. High market volatility may also result from significant shifts in momentum of one or more specific stocks due to unusual increases or decreases in trading activity. Momentum can change quickly, and securities subject to shifts in momentum may be more volatile than the market as a whole and returns on such securities may drop precipitously. To the extent that the fund invests in a particular geographic region, capitalization or sector, the fund’s performance may be affected by the general performance of that region, capitalization or sector.

**Market disruption risk.** Economies and financial markets throughout the world have become increasingly interconnected, which has increased the likelihood that events or conditions in one country or region will adversely impact markets or issuers in other countries or regions. This includes reliance on global supply chains that are susceptible to disruptions resulting from, among other things, war and other armed conflicts, tariffs, extreme weather events, and natural disasters. Such supply chain disruptions can lead to, and have led to, economic and market disruptions that have far-reaching effects on financial markets worldwide. The value of the fund’s investments may be negatively affected by adverse changes in overall economic or market conditions, such as the level of economic activity and productivity, unemployment and labor force participation rates, inflation or deflation (and expectations for inflation or deflation), interest rates, demand and supply for particular products or resources including labor, debt levels and credit ratings, and trade policies, among other factors. Such adverse conditions may contribute to an overall economic contraction across entire economies or markets, which may negatively impact the profitability of issuers operating in those economies

or markets. In addition, geopolitical and other globally interconnected occurrences, including war and other armed conflicts, terrorism, economic uncertainty or financial crises, contagion, tariffs and trade disputes, government debt crises (including defaults or downgrades) or uncertainty about government debt payments, government shutdowns, public health crises, natural disasters, supply chain disruptions, climate change and related events or conditions, have led, and in the future may lead, to disruptions in the US and world economies and markets, which may increase financial market volatility and have significant adverse direct or indirect effects on the fund and its investments. Adverse market conditions or disruptions could cause the fund to lose money, experience significant redemptions, and encounter operational difficulties. Although multiple asset classes may be affected by adverse market conditions or a particular market disruption, the duration and effects may not be the same for all types of assets.

Current military and other armed conflicts in various geographic regions, including those in Europe and the Middle East, among others, can lead to, and have led to, economic and market disruptions, which may not be limited to the geographic region in which the conflict is occurring. Such conflicts can also result, and have resulted in some cases, in sanctions being levied by the United States, the European Union and/or other countries against countries or other actors involved in the conflict. In addition, such conflicts and related sanctions can adversely affect regional and global energy, commodities, financial and other markets and thus could affect the value of the fund’s investments. The extent and duration of any military or other armed conflict, related sanctions and resulting economic and market disruptions are impossible to predict, but could be substantial.

Other market disruption events include pandemic spread of viruses, such as the novel coronavirus known as COVID-19, which have caused significant uncertainty, market volatility, decreased economic and other activity, increased government activity, including economic stimulus measures, and supply chain disruptions, and may adversely affect the fund and its investments.

In addition, markets are becoming increasingly susceptible to disruption events resulting from the use of new and emerging technologies to engage in cyber-attacks or to take over the websites and/or social media accounts of companies, governmental entities or public officials, or to otherwise pose as or impersonate such, which then may be used to disseminate false or misleading information that can cause volatility in financial markets or for the securities of a particular company, group of companies, industry or other class of assets.

Adverse market conditions or particular market disruptions, such as those discussed above, may magnify the impact of each of the other risks described in this “MAIN

RISKS” section and may increase volatility in one or more markets in which the fund invests leading to the potential for greater losses for the fund.

**Index construction risk.** A stock included in the Underlying Index may not exhibit the factor trait or provide specific factor exposure for which it was selected and consequently the fund’s holdings may not exhibit returns consistent with that factor trait.

**Multifactor risk.** There can be no assurance that targeting exposure to such investment factors will enhance the fund’s performance over time. It is expected that targeting exposure to the fund’s stated investment factors will detract from performance in some market environments, perhaps for extended periods. In such circumstances, portfolio management will seek to maintain exposure to the targeted investment factors and will not adjust the fund’s investment process to target different factors.

**Value securities risk.** Securities issued by companies that may be perceived as undervalued may fail to appreciate for long periods of time and may never realize their full potential value. The rules-based methodology may be unsuccessful in creating an index that emphasizes undervalued securities. In addition, value stocks may shift in and out of favor with investors generally, sometimes rapidly, depending on changes in market, economic and other factors.

**Quality stocks risk.** Stocks included in the Underlying Index are deemed to be quality stocks pursuant to the Underlying Index’s methodology, but there is no guarantee that the past performance of these stocks will continue. Companies that issue these stocks may experience lower than expected returns or may experience negative growth, as well as increased leverage, resulting in lower than expected or negative returns to fund shareholders. Many factors can affect a stock’s quality and performance, and the impact of these factors on a stock or its price can be difficult to predict.

**Focus risk.** To the extent that the fund focuses its investments in particular industries, asset classes or sectors of the economy, any market price movements, regulatory or technological changes, or economic conditions affecting companies in those industries, asset classes or sectors may have a significant impact on the fund’s performance. The fund may become more focused in particular industries, asset classes or sectors of the economy as a result of changes in the valuation of the fund’s investments or fluctuations in the fund’s assets, and the fund is not required to reduce such exposures under these circumstances.

**Information technology sector risk.** To the extent that the fund invests significantly in the information technology sector, the fund will be sensitive to changes in, and the fund’s performance may depend to a greater extent on, the overall condition of the information technology sector. Information technology companies are particularly vulnerable to

government regulation and policies and competition, both domestically and internationally, including competition from foreign competitors with lower production costs. Information technology companies also face competition for services of qualified personnel. Additionally, the products of information technology companies may face obsolescence due to rapid technological development and frequent new product introduction by competitors. Finally, information technology companies are heavily dependent on patent and intellectual property rights, the loss or impairment of which may adversely affect profitability.

**Large-sized companies risk.** Returns on investments in securities of large companies could trail the returns on investments in securities of smaller and mid-sized companies. Larger companies may be unable to respond as quickly as smaller and mid-sized companies to competitive challenges or to changes in business, product, financial or other market conditions. Larger companies may not be able to maintain growth at the high rates that may be achieved by well-managed smaller and mid-sized companies. During different market cycles, the performance of large-capitalization companies has trailed the overall performance of the broader securities markets.

**Medium-sized company risk.** Medium-sized company stocks tend to be more volatile than large company stocks. Because stock analysts are less likely to follow medium-sized companies, less information about them is available to investors. Industry-wide reversals may have a greater impact on medium-sized companies, since they lack the financial resources of larger companies. Medium-sized company stocks are typically less liquid than large company stocks.

**Passive investing risk.** Unlike a fund that is actively managed, in which portfolio management buys and sells securities based on research and analysis, the fund invests in securities included in, or representative of, the Underlying Index, regardless of their investment merits. Because the fund is designed to maintain a high level of exposure to the Underlying Index at all times, portfolio management generally will not buy or sell a security unless the security is added or removed, respectively, from the Underlying Index, and will not take any steps to invest defensively or otherwise reduce the risk of loss during market downturns.

**Index-related risk.** The fund seeks investment results that correspond generally to the performance, before fees and expenses, of the Underlying Index as published by the Index Provider. There is no assurance that the Index Provider will compile the Underlying Index accurately, or that the Underlying Index will be determined, composed or calculated accurately. The Index Provider may cease publication of the Underlying Index or may terminate the license agreement allowing the fund to use the Underlying Index, either of which could have a material adverse effect on the fund. Market disruptions could cause delays in the Underlying Index’s reconstitution and rebalancing

schedule. During any such delay, it is possible that the Underlying Index and, in turn, the fund will deviate from the Underlying Index's stated methodology and therefore experience returns different than those that would have been achieved under a normal reconstitution and rebalancing schedule. Generally, the Index Provider does not provide any warranty, or accept any liability, with respect to the quality, accuracy or completeness of the Underlying Index or its related data, and does not guarantee that the Underlying Index will be in line with its stated methodology. Errors in the Underlying Index data, the Underlying Index computations and/or the construction of the Underlying Index in accordance with its stated methodology may occur from time to time and may not be identified and corrected by the Index Provider for a period of time or at all, which may have an adverse impact on the fund and its shareholders. The Advisor may have limited ability to detect such errors and neither the Advisor nor its affiliates provide any warranty or guarantee against such errors. Therefore, the gains, losses or costs associated with the Index Provider's errors will generally be borne by the fund and its shareholders.

**Tracking error risk.** The fund may be subject to tracking error, which is the divergence of the fund's performance from that of the Underlying Index. The performance of the fund may diverge from that of the Underlying Index for a number of reasons, including operating expenses, transaction costs, cash flows and operational inefficiencies. The fund's return also may diverge from the return of the Underlying Index because the fund bears the costs and risks associated with buying and selling securities (especially when reconstituting or rebalancing the fund's securities holdings to reflect changes in the Underlying Index) while such costs and risks are not factored into the return of the Underlying Index. Transaction costs, including brokerage costs, will decrease the fund's NAV to the extent not offset by the transaction fee payable by an "Authorized Participant" ("AP"). Market disruptions and regulatory restrictions could have an adverse effect on the fund's ability to adjust its exposure in order to track the Underlying Index. Moreover, the use of a representative sampling investment approach (i.e., investing in a representative selection of securities included in the Underlying Index rather than all securities in the Underlying Index) may cause the fund's return to not be as well correlated with the return of the Underlying Index as would be the case if the fund purchased all of the securities in the Underlying Index in the proportions represented in the Underlying Index. In addition, the fund may not be able to invest in certain securities included in the Underlying Index, or invest in them in the exact proportions in which they are represented in the Underlying Index, due to government imposed legal restrictions or limitations, a lack of liquidity in the markets in which such securities trade, potential adverse tax consequences or other reasons. To the extent the fund calculates its net asset value based on fair value prices and the value of the Underlying Index is

based on market prices (i.e., the value of the Underlying Index is not based on fair value prices), the fund's ability to track the Underlying Index may be adversely affected. Tracking error risk may be heightened during times of increased market volatility or other unusual market conditions. For tax purposes, the fund may sell certain securities, and such sale may cause the fund to recognize a taxable gain or a loss and deviate from the performance of the Underlying Index. In light of the factors discussed above, the fund's return may deviate significantly from the return of the Underlying Index.

**Market price risk.** Fund shares are listed for trading on an exchange and are bought and sold in the secondary market at market prices. The market prices of shares will fluctuate, in some cases materially, in response to changes in the NAV and supply and demand for shares. As a result, the trading prices of shares may deviate significantly from the NAV during periods of market volatility. The Advisor cannot predict whether shares will trade above, below or at their NAV. Given the fact that shares can be created and redeemed in Creation Units (defined below), the Advisor believes that large discounts or premiums to the NAV of shares should not be sustained in the long-term. If market makers exit the business or are unable to continue making markets in fund shares, shares may trade at a discount to NAV like closed-end fund shares and may even face delisting (that is, investors would no longer be able to trade shares in the secondary market). Further, while the creation/redemption feature is designed to make it likely that shares normally will trade close to the value of the fund's holdings, disruptions to creations and redemptions, including disruptions at market makers, APs or other market participants, or during periods of significant market volatility, may result in market prices that differ significantly from the value of the fund's holdings. Although market makers will generally take advantage of differences between the NAV and the market price of fund shares through arbitrage opportunities, there is no guarantee that they will do so. Secondary markets may be subject to irregular trading activity, wide bid-ask spreads and extended trade settlement periods, which could cause a material decline in the fund's market price. The fund's investment results are measured based upon the daily NAV of the fund. Investors purchasing and selling shares in the secondary market may not experience investment results consistent with those experienced by those APs creating and redeeming shares directly with the fund at NAV.

**Liquidity risk.** In certain situations, it may be difficult or impossible to sell an investment at an acceptable price. This risk can be ongoing for any security that does not trade actively or in large volumes, for any security that trades primarily on smaller markets, and for investments that typically trade only among a limited number of large investors (such as restricted securities). In unusual market

conditions, even normally liquid securities may be affected by a degree of liquidity risk. This may affect only certain securities or an overall securities market.

Although the fund primarily seeks to redeem shares of the fund on an in-kind basis, if the fund is forced to sell underlying investments at reduced prices or under unfavorable conditions to meet redemption requests or other cash needs, the fund may suffer a loss or recognize a gain that may be distributed to shareholders as a taxable distribution. This may be magnified in circumstances where redemptions from the fund may be higher than normal.

**Operational and technology risk.** Cyber-attacks, disruptions, or failures that affect the fund's service providers, index provider or counterparties, issuers of securities held by the fund, or other market participants may adversely affect the fund and its shareholders, including by causing losses for the fund or impairing fund operations. For example, the fund's or its service providers' or index provider's assets or sensitive or confidential information may be misappropriated, data may be corrupted and operations may be disrupted (e.g., cyber-attacks, operational failures or broader disruptions may cause the release of private shareholder information or confidential fund information, interfere with the processing of shareholder transactions, impact the ability to calculate the fund's net asset value and impede trading). Market events and disruptions also may trigger a volume of transactions that overloads current information technology and communication systems and processes, impacting the ability to conduct the fund's operations.

While the fund and its service providers or index provider may establish business continuity and other plans and processes that seek to address the possibility of and fallout from cyber-attacks, disruptions or failures, there are inherent limitations in such plans and systems, including that they do not apply to third parties, such as fund counterparties, issuers of securities held by the fund or other market participants, as well as the possibility that certain risks have not been identified or that unknown threats may emerge in the future and there is no assurance that such plans and processes will be effective. Among other situations, disruptions (for example, pandemics or health crises) that cause prolonged periods of remote work or significant employee absences at the fund's service providers or index provider could impact the ability to conduct the fund's operations. In addition, the fund cannot directly control any cybersecurity plans and systems put in place by its service providers, index provider, fund counterparties, issuers of securities held by the fund or other market participants.

**Authorized Participant concentration risk.** The fund may have a limited number of financial institutions that may act as Authorized Participants ("APs"). Only APs who have entered into agreements with the fund's distributor may engage in creation or redemption transactions directly with the fund (as described in the section of this Prospectus

entitled "Buying and Selling Shares"). If those APs exit the business or are unable to process creation and/or redemption orders, (including in situations where APs have limited or diminished access to capital required to post collateral) and no other AP is able to step forward to create and redeem in either of these cases, shares may trade at a discount to NAV like closed-end fund shares and may even face delisting (that is, investors would no longer be able to trade shares in the secondary market).

**Non-diversification risk.** At any given time, due to the composition of the Underlying Index, the fund may be classified as "non-diversified" under the Investment Company Act of 1940, as amended. This means that the fund may invest in securities of relatively few issuers. Thus, the performance of one or a small number of portfolio holdings can affect overall performance.

**Derivatives risk.** Derivatives involve risks different from, and possibly greater than, the risks associated with investing directly in securities and other more traditional investments. Risks associated with derivatives may include the risk that the derivative is not well correlated with the underlying asset, security, index or currency to which it relates; the risk that derivatives may result in losses or missed opportunities; the risk that the fund will be unable to sell the derivative because of an illiquid secondary market; the risk that a counterparty is unwilling or unable to meet its obligation, which risk may be heightened in derivative transactions entered into "over-the-counter" (i.e., not on an exchange or contract market); and the risk that the derivative transaction could expose the fund to the effects of leverage, which could increase the fund's exposure to the market and magnify potential losses.

**Futures risk.** The value of a futures contract tends to increase and decrease in tandem with the value of the underlying instrument. A decision as to whether, when and how to use futures involves the exercise of skill and judgment and even a well-conceived futures transaction may be unsuccessful because of market behavior or unexpected events. In addition to the derivatives risks discussed above, the prices of futures can be highly volatile, using futures can lower total return and the potential loss from futures can exceed the fund's initial investment in such contracts.

**Counterparty risk.** A financial institution or other counterparty with whom the fund does business, or that underwrites, distributes or guarantees any investments or contracts that the fund owns or is otherwise exposed to, may decline in financial health and become unable to honor its commitments. This could cause losses for the fund or could delay the return or delivery of collateral or other assets to the fund.

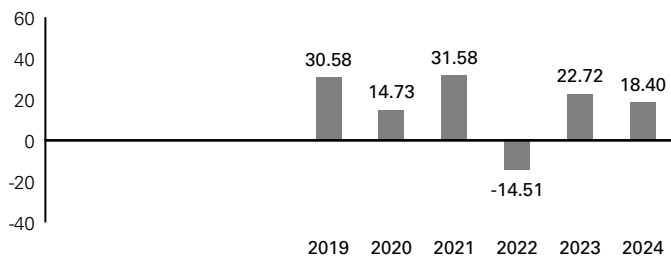
**Securities lending risk.** Securities lending involves the risk that the fund may lose money because the borrower of the loaned securities fails to return the securities in a timely manner or at all. A delay in the recovery of loaned

securities could interfere with the fund's ability to vote proxies or settle transactions. Delayed settlement may limit the ability of the fund to reinvest the proceeds of a sale of securities or prevent the fund from selling securities at times that may be appropriate to track the Underlying Index. The fund could also lose money in the event of a decline in the value of the collateral provided for the loaned securities, or a decline in the value of any investments made with cash collateral or even a loss of rights in the collateral should the borrower of the securities fail financially while holding the securities.

## PAST PERFORMANCE

The bar chart and table below provide some indication of the risks of investing in the fund by showing changes in the fund's performance from year to year and by showing how the fund's average annual returns compare with those of the Underlying Index and a required broad-based securities market index, and may also be compared to a more narrowly based index that the Advisor believes more closely aligns with the fund's investment strategy. The fund's past performance (before and after taxes) is not necessarily an indication of how the fund will perform in the future. Updated performance information is available on the fund's website at Xtrackers.com (the website does not form a part of this prospectus).

### CALENDAR YEAR TOTAL RETURNS (%)



	Returns	Period ending
<b>Best Quarter</b>	22.20%	June 30, 2020
<b>Worst Quarter</b>	-22.20%	March 31, 2020
<b>Year-to-Date</b>	10.41%	September 30, 2025

### AVERAGE ANNUAL TOTAL RETURNS

(For periods ended 12/31/2024 expressed as a %)

All after-tax returns are calculated using the historical highest individual federal marginal income tax rates and do not reflect the impact of any state or local tax. Your own actual after-tax returns will depend on your tax situation and may differ from what is shown here. After-tax returns are not relevant to investors who hold shares of the fund in tax-deferred accounts such as individual retirement accounts ("IRAs") or employee-sponsored retirement plans.

	Inception Date	1 Year	5 Years	Since Inception
Returns before tax	4/5/2018	18.40	13.40	13.39
After tax on distributions		17.70	12.86	12.86
After tax on distributions and sale of fund shares		10.88	10.54	10.73
<b>Russell 1000 2Qual/Val 5% Capped Factor Index</b> (reflects no deductions for fees, expenses or taxes)		18.64	13.62	13.63
<b>Russell 1000 Index</b> (reflects no deductions for fees, expenses or taxes)		24.51	14.28	14.22

## MANAGEMENT

### Investment Advisor

DBX Advisors LLC

### Portfolio Managers

**Patrick Dwyer, Vice President of DBX Advisors LLC, Director and Senior Portfolio Engineer & Team Lead, Xtrackers, of DWS Investment Management Americas, Inc.** Portfolio Manager of the fund. Began managing the fund in 2018.

**Shlomo Bassous, Vice President of DBX Advisors LLC, Director and Senior Portfolio Engineer, Xtrackers, of DWS Investment Management Americas, Inc.** Portfolio Manager of the fund. Began managing the fund in 2018.

**Ashif Shaikh, Vice President of DBX Advisors LLC, Vice President and Portfolio Engineer, Xtrackers, of DWS Investment Management Americas, Inc.** Portfolio Manager of the fund. Began managing the fund in 2022.

**Daniel Park, Vice President of DBX Advisors LLC, Vice President and Portfolio Engineer, Xtrackers, of DWS Investment Management Americas, Inc.** Portfolio Manager of the fund. Began managing the fund in 2024.

## PURCHASE AND SALE OF FUND SHARES

The fund is an exchange-traded fund (commonly referred to as an "ETF"). Individual fund shares may only be purchased and sold through a brokerage firm. The price of fund shares is based on market price, and because ETF shares trade at market prices rather than NAV, shares may trade at a price greater than NAV (a premium) or less than NAV (a discount). The fund will only issue or redeem shares that have been aggregated into blocks of 25,000 shares or multiples thereof ("Creation Units") to APs who have entered into agreements with ALPS Distributors, Inc., the fund's distributor. You may incur costs attributable to the difference between the highest price a buyer is willing to pay to purchase shares of the fund (bid) and the lowest price a seller is willing to accept for shares of the fund (ask) when buying or selling shares (the

“bid-ask spread”). Information on the fund’s net asset value, market price, premiums and discounts and bid-ask spreads may be found at Xtrackers.com (the website does not form a part of this prospectus).

## **TAX INFORMATION**

The fund’s distributions are generally taxable to you as ordinary income or capital gains, except when you are tax-exempt or when your investment is in an IRA, 401(k), or other tax-advantaged investment plan. Any withdrawals you make from such tax-advantaged investment plans, however, may be taxable to you.

## **PAYMENTS TO BROKER-DEALERS AND OTHER FINANCIAL INTERMEDIARIES**

If you purchase shares of the fund through a broker-dealer or other financial intermediary (such as a bank), the Advisor or other related companies may pay the intermediary for marketing activities and presentations, educational training programs, the support of technology platforms and/or reporting systems or other services related to the sale or promotion of the fund. These payments may create a conflict of interest by influencing the broker-dealer or other intermediary and your salesperson to recommend the fund over another investment. Ask your salesperson or visit your financial intermediary’s website for more information.

## Fund Details

### ADDITIONAL INFORMATION ABOUT FUND STRATEGIES, UNDERLYING INDEX INFORMATION AND RISKS

#### Xtrackers FTSE Developed ex US Multifactor ETF

#### INVESTMENT OBJECTIVE

The fund seeks investment results that correspond generally to the performance, before fees and expenses, of the FTSE Developed ex US Comprehensive Factor Index.

#### PRINCIPAL INVESTMENT STRATEGIES

The fund, using a “passive” or indexing investment approach, seeks investment results that correspond generally to the performance, before fees and expenses, of the FTSE Developed ex US Comprehensive Factor Index (the “Underlying Index”), which is designed to track the equity market performance of companies in developed countries (except the United States) selected on the investment style criteria (“factors”) of quality, value, momentum, low volatility and size. The companies eligible for the Underlying Index are derived from its starting universe, the FTSE Developed ex US Index, which is comprised of large- and mid-capitalization equity securities from developed markets (except the United States). The index provider, FTSE International Limited (“Index Provider”), selects companies for the Underlying Index using a proprietary rules-based multi-factor selection and weighting process designed to increase the Underlying Index’s exposure, relative to the starting universe, to companies demonstrating the following factors:

- **Quality.** The quality score is calculated from a company’s leverage and profitability (e.g., return on assets, asset turnover and accruals). The Index Provider’s methodology for measuring the quality factor attempts to identify stocks that are characterized by low debt, stable earnings growth, and other “quality” metrics, with the expectation that these will provide the possibility of excess returns.
- **Value.** The value score is calculated based on a company’s valuation ratios (e.g., cash-flow yield, earnings yield and country relative sales to price). Value investing generally refers to a strategy that buys stocks whose price is lower than the fundamental value of the stock. The Index Provider’s methodology for measuring the value factor

attempts to identify stocks that have low prices relative to their fundamental value and that provide the possibility of excess returns.

- **Momentum.** The momentum score is calculated based on each company’s cumulative 11 month return. Momentum investing is a strategy based on the concept that stock performance tends to persist, either continuing to rise or fall. Momentum style investing emphasizes investing in securities that have had higher recent price performance compared to other securities, with the expectation that this will continue to produce short term excess returns in the future. The Index Provider’s methodology for measuring the momentum factor attempts to identify stocks with stronger past performance over the short term.
- **Low Volatility.** The low volatility score is calculated based on the standard deviation of 5 years of weekly local total returns. Volatility is a statistical measurement of the magnitude of increases or decreases in a stock’s price over time. Low volatility investing is a strategy based on the concept that stocks that exhibit low volatility tend to perform better than stocks with higher volatility. The Index Provider’s methodology for measuring the low volatility factor attempts to identify stocks with a historically lower risk (and higher return) profile relative to higher risk.
- **Size.** The size score is calculated based on the full market capitalization of a company. The Index Provider’s methodology for measuring the size factor attempts to identify stocks of smaller companies relative to their larger counterparts, with the expectation that these will provide the possibility of excess returns.

Companies are weighted based on their relative exposure to all five factors. Companies that do not display meaningful multi-factor characteristics are not eligible for inclusion in the Underlying Index. Under normal circumstances, the Underlying Index is rebalanced semi-annually in March and September. The fund rebalances its portfolio in accordance with the Underlying Index, and, therefore, any changes to the Underlying Index’s rebalance schedule will result in corresponding changes to the fund’s rebalance schedule.

The fund uses a full replication indexing strategy to seek to track the Underlying Index. As such, the fund invests directly in the component securities of the Underlying

Index in substantially the same weightings in which they are represented in the Underlying Index. If it is not possible for the fund to acquire component securities due to limited availability or regulatory restrictions, the fund may use a representative sampling indexing strategy to seek to track the Underlying Index instead of a full replication indexing strategy. "Representative sampling" is an indexing strategy that involves investing in a representative sample of securities that collectively has an investment profile similar to the Underlying Index. The securities selected are expected to have, in the aggregate, investment characteristics (based on factors such as market capitalization and industry weightings), fundamental characteristics (such as return variability and yield), and liquidity measures similar to those of the Underlying Index. The fund may or may not hold all of the securities in the Underlying Index when using a representative sampling indexing strategy. The fund will invest at least 80% of its total assets (but typically far more) in component securities (including depositary receipts in respect of such securities) of the Underlying Index. Due to regulatory changes, effective June 11, 2026, the fund will replace this 80% investment policy and related disclosures set forth in this prospectus. Specifically, effective June 11, 2026, under normal circumstances, the fund will invest at least 80% of its net assets, plus the amount of any borrowings for investment purposes, in component securities (including depositary receipts in respect of such securities) of the Underlying Index. Derivative instruments that provide exposure to the investments above or exposure to one or more market risk factors associated with such investments are included in the fund's 80% investment policy, consistent with the fund's investment policies and limitations with respect to investments in derivatives.

As of October 31, 2025, the Underlying Index consisted of 1,248 securities, with an average market capitalization of approximately \$22.84 billion and a minimum market capitalization of approximately \$41 million, from issuers in the following countries (may reflect depositary receipts or country of domicile): Australia, Austria, Belgium, Bermuda, Brazil, Canada, Chile, China, Denmark, Finland, France, Germany, Hong Kong, Ireland, Israel, Italy, Japan, Jordan, Luxembourg, Macau, Netherlands, New Zealand, Norway, Poland, Portugal, Singapore, South Korea, Spain, Sweden, Switzerland, Thailand, the United Kingdom and the United States.

The fund will normally invest at least 80% of its net assets, plus the amount of any borrowings for investment purposes, in equity securities of issuers from developed markets countries other than the United States. As of October 31, 2025, a significant percentage of the Underlying Index was comprised of issuers from Japan. The fund will not enter into transactions to hedge against declines in the value of the fund's assets that are denominated in foreign currency.

The fund will concentrate its investments (i.e., hold 25% or more of its total assets) in a particular industry or group of industries to the extent that its Underlying Index is concentrated. As of October 31, 2025, a significant percentage of the Underlying Index was comprised of issuers in the industrials sector. The fund's exposure to particular sectors or countries may change over time to correspond to changes in the Underlying Index.

The fund may also invest in depositary receipts in respect of equity securities that comprise its Underlying Index to seek performance that corresponds to the fund's respective Underlying Index. Investments in such depositary receipts will count towards the fund's 80% investment policy discussed above with respect to instruments that comprise the applicable Underlying Index. The fund will not invest in any unlisted Depositary Receipt or any Depositary Receipt that the Advisor deems illiquid at the time of purchase or for which pricing information is not readily available.

The fund may invest its remaining assets in other securities, including securities not in the Underlying Index, cash and cash equivalents, money market instruments, such as repurchase agreements or money market funds (including money market funds advised by the Advisor or its affiliates (subject to applicable limitations under the Investment Company Act of 1940, as amended (the "1940 Act"), or exemptions therefrom), convertible securities, structured notes (notes on which the amount of principal repayment and interest payments are based on the movement of one or more specified factors, such as the movement of a particular stock or stock index) and in certain types of derivatives instruments (see "Derivatives" subsection).

The fund may become "non-diversified," as defined under the Investment Company Act of 1940, as amended, solely as a result of a change in relative market capitalization or index weighting of one or more constituents of the Underlying Index. Shareholder approval will not be sought when the fund crosses from diversified to non-diversified status under such circumstances.

The fund has been developed solely by DBX Advisors LLC. The fund is not in any way connected to or sponsored, endorsed, sold or promoted by the London Stock Exchange Group plc and its group undertakings (collectively, the "LSE Group"). FTSE Russell is a trading name of certain of the LSE Group companies.

All rights in the FTSE Developed ex US Comprehensive Factor Index (the "Index") vest in the relevant LSE Group company which owns the Indexes. "FTSE®" "Russell®" and "FTSE Russell®" are trademarks of the relevant LSE Group company and are used by any other LSE Group company under license.

The Index is calculated by or on behalf of FTSE International Limited or its affiliate, agent or partner. The LSE Group does not accept any liability whatsoever to any

person arising out of (a) the use of, reliance on or any error in the Index or (b) investment in or operation of the fund. The LSE Group makes no claim, prediction, warranty or representation either as to the results to be obtained from the fund or the suitability of the Index for the purpose to which it is being put by DBX Advisors LLC.

**Derivatives.** The fund may invest in derivatives, which are financial instruments whose performance is derived, at least in part, from the performance of an underlying asset, security or index. In particular, portfolio management generally may use futures contracts, stock index futures, options on futures, swap contracts and other types of derivatives in seeking performance that corresponds to the Underlying Index and will not use such instruments for speculative purposes. A futures contract is a standardized exchange-traded agreement to buy or sell a specific quantity of an underlying instrument at a specific price at a specific future time.

**Securities lending.** The fund may lend securities (up to one-third of total assets) to approved institutions, such as registered broker-dealers, pooled investment vehicles, banks and other financial institutions. In connection with such loans, the fund receives liquid collateral in an amount that is based on the type and value of the securities being lent, with riskier securities generally requiring higher levels of collateral.

## MAIN RISKS

As with any investment, you could lose all or part of your investment in the fund, and the fund's performance could trail that of other investments. The fund is subject to the main risks noted below, any of which may adversely affect the fund's net asset value ("NAV"), trading price, yield, total return and ability to meet its investment objective. An investment in the fund is not a deposit of a bank and is not insured or guaranteed by the Federal Deposit Insurance Corporation or any other governmental agency.

**Stock market risk.** When stock prices fall, you should expect the value of your investment to fall as well. Stock prices can be hurt by poor management on the part of the stock's issuer, shrinking product demand and other business risks. These may affect single companies as well as groups of companies. The market as a whole may not favor the types of investments the fund makes, which could adversely affect a stock's price, regardless of how well the company performs, or the fund's ability to sell a stock at an attractive price. There is a chance that stock prices overall will decline because stock markets tend to move in cycles, with periods of rising and falling prices. Events in the US and global financial markets, including actions taken by the US Federal Reserve or foreign central banks to stimulate or stabilize economic growth, may at times result in unusually high market volatility which could negatively affect performance. High market volatility may also result from significant shifts in momentum of one or more specific stocks due to unusual increases or decreases in

trading activity. Momentum can change quickly, and securities subject to shifts in momentum may be more volatile than the market as a whole and returns on such securities may drop precipitously. To the extent that the fund invests in a particular geographic region, capitalization or sector, the fund's performance may be affected by the general performance of that region, capitalization or sector.

**Market disruption risk.** Economies and financial markets throughout the world have become increasingly interconnected, which has increased the likelihood that events or conditions in one country or region will adversely impact markets or issuers in other countries or regions. This includes reliance on global supply chains that are susceptible to disruptions resulting from, among other things, war and other armed conflicts, tariffs, extreme weather events, and natural disasters. Such supply chain disruptions can lead to, and have led to, economic and market disruptions that have far-reaching effects on financial markets worldwide. The value of the fund's investments may be negatively affected by adverse changes in overall economic or market conditions, such as the level of economic activity and productivity, unemployment and labor force participation rates, inflation or deflation (and expectations for inflation or deflation), interest rates, demand and supply for particular products or resources including labor, debt levels and credit ratings, and trade policies, among other factors. Such adverse conditions may contribute to an overall economic contraction across entire economies or markets, which may negatively impact the profitability of issuers operating in those economies or markets. In addition, geopolitical and other globally interconnected occurrences, including war and other armed conflicts, terrorism, economic uncertainty or financial crises, contagion, tariffs and trade disputes, government debt crises (including defaults or downgrades) or uncertainty about government debt payments, government shutdowns, public health crises, natural disasters, supply chain disruptions, climate change and related events or conditions, have led, and in the future may lead, to disruptions in the US and world economies and markets, which may increase financial market volatility and have significant adverse direct or indirect effects on the fund and its investments. Adverse market conditions or disruptions could cause the fund to lose money, experience significant redemptions, and encounter operational difficulties. Although multiple asset classes may be affected by adverse market conditions or a particular market disruption, the duration and effects may not be the same for all types of assets.

Current military and other armed conflicts in various geographic regions, including those in Europe and the Middle East, among others, can lead to, and have led to, economic and market disruptions, which may not be limited to the geographic region in which the conflict is occurring. Such conflicts can also result, and have resulted in some cases, in sanctions being levied by the United States, the European Union and/or other countries

against countries or other actors involved in the conflict. In addition, such conflicts and related sanctions can adversely affect regional and global energy, commodities, financial and other markets and thus could affect the value of the fund's investments. The extent and duration of any military or other armed conflict, related sanctions and resulting economic and market disruptions are impossible to predict, but could be substantial.

Other market disruption events include pandemic spread of viruses, such as the novel coronavirus known as COVID-19, which have caused significant uncertainty, market volatility, decreased economic and other activity, increased government activity, including economic stimulus measures, and supply chain disruptions, and may adversely affect the fund and its investments.

In addition, markets are becoming increasingly susceptible to disruption events resulting from the use of new and emerging technologies to engage in cyber-attacks or to take over the websites and/or social media accounts of companies, governmental entities or public officials, or to otherwise pose as or impersonate such, which then may be used to disseminate false or misleading information that can cause volatility in financial markets or for the securities of a particular company, group of companies, industry or other class of assets.

Adverse market conditions or particular market disruptions, such as those discussed above, may magnify the impact of each of the other risks described in this "MAIN RISKS" section and may increase volatility in one or more markets in which the fund invests leading to the potential for greater losses for the fund.

**Index construction risk.** A stock included in the Underlying Index may not exhibit the factor trait or provide specific factor exposure for which it was selected and consequently the fund's holdings may not exhibit returns consistent with that factor trait.

**Multifactor risk.** There can be no assurance that targeting exposure to such investment factors will enhance the fund's performance over time. It is expected that targeting exposure to the fund's stated investment factors will detract from performance in some market environments, perhaps for extended periods. In such circumstances, portfolio management will seek to maintain exposure to the targeted investment factors and will not adjust the fund's investment process to target different factors.

**Value securities risk.** "Value" style investing emphasizes undervalued companies with characteristics for improved valuations. This style of investing is subject to the risk that the valuations never improve or that the returns on "value" equity securities are less than returns on other styles of investing or the overall stock market. Securities issued by companies that may be perceived as undervalued may fail to appreciate for long periods of time and may never realize their full potential value. The rules-based methodology of the fund's Underlying Index may be unsuccessful

in creating an index that emphasizes undervalued securities. In addition, value stocks may shift in and out of favor with investors generally, sometimes rapidly, depending on changes in market, economic and other factors.

**Momentum securities risk.** Investing in or having exposure to securities with positive momentum entails investing in securities that have had above-average recent returns. This style of investing is subject to the risk that these securities may be more volatile than a broad cross-section of securities or that the returns on securities that have previously exhibited price momentum are less than returns on other styles of investing or the overall stock market. Stocks that previously exhibited high positive momentum characteristics may not experience continued positive momentum (i.e. stock performance that tends to continue rising) and may experience more volatility than the market as a whole. Momentum can turn quickly and cause significant variation from other types of investments.

**Quality stocks risk.** Stocks included in an Underlying Index are deemed to be quality stocks based on a number of factors, including, among others, historical and expected high returns on equity, stable earnings growth and low debt-to-equity, but there is no guarantee that the past performance of these stocks will continue. The Index Provider may be unsuccessful in creating an index that reflects the quality of individual stocks. Companies that issue these stocks may not be able to sustain consistently high returns on equity, earnings and growth year after year and may need to borrow money or issue debt despite their prior history. Earnings, growth and other measures of a stock's quality can be adversely affected by market, regulatory, political, environmental and other factors. The price of a stock also may be affected by factors other than those factors considered by the Index Provider. Many factors can affect a stock's quality and performance, and the impact of these factors on a stock or its price can be difficult to predict.

**Volatility risk.** The value of the securities in the fund's portfolio may fluctuate, sometimes rapidly and unpredictably. The value of a security may fluctuate due to factors affecting markets generally or particular industries. Although the Underlying Index was created to seek lower volatility than the FTSE Developed ex US Index, there is no guarantee that these strategies will be successful. The Underlying Index may be unsuccessful in creating an index that minimizes volatility, and there is a risk that the fund may experience more than minimum volatility. Securities in the fund's portfolio may be subject to price volatility and the prices may not be any less volatile than the market as a whole, and could be more volatile.

**Foreign investment risk.** The fund faces the risks inherent in foreign investing. Adverse political, economic or social developments, as well as US and foreign government actions such as the imposition of tariffs, economic and trade sanctions or embargoes, could undermine the value

of the fund's foreign investments, prevent the fund from realizing the full value of its foreign investments or prevent the fund from selling foreign securities it holds. Financial reporting standards for companies based in foreign markets differ from those in the US. Additionally, foreign securities markets generally are smaller and less liquid than US markets. To the extent that the fund invests in non-US dollar denominated foreign securities, changes in currency exchange rates may affect the US dollar value of foreign securities or the income or gain received on these securities.

Foreign governments may restrict investment by foreigners, limit withdrawal of trading profit or currency from the country, restrict currency exchange or seize foreign investments. In addition, the fund may be limited in its ability to exercise its legal rights or enforce a counterparty's legal obligations in certain jurisdictions outside of the US. The foreign investments of the fund may also be subject to foreign withholding taxes. Foreign brokerage commissions and other fees are generally higher than those for US investments, and the transactions and custody of foreign assets may involve delays in payment, delivery or recovery of money or investments.

Foreign markets can have liquidity risks beyond those typical of US markets. Because foreign exchanges generally are smaller and less liquid than US exchanges, buying and selling foreign investments can be more difficult and costly. Relatively small transactions can sometimes materially affect the price and availability of securities. In certain situations, it may become virtually impossible to sell an investment at a price that approaches portfolio management's estimate of its value. For the same reason, it may at times be difficult to value the fund's foreign investments. In addition, because non-US markets may be open on days when the fund does not price its shares, the value of the foreign securities in the fund's portfolio may change on days when shareholders will not be able to purchase or sell the fund's shares.

**Depository receipt risk.** Foreign investments in American Depository Receipts and other depository receipts may be less liquid than the underlying shares in their primary trading market. Certain of the depository receipts in which the fund invests may be unsponsored depository receipts. Unsponsored depository receipts may not provide as much information about the underlying issuer and may not carry the same voting privileges as sponsored depository receipts. Unsponsored depository receipts are issued by one or more depositaries in response to market demand, but without a formal agreement with the company that issues the underlying securities.

**Risks related to investing in Japan.** The growth of Japan's economy has historically lagged behind that of its Asian neighbors and other major developed economies. The Japanese economy is heavily dependent on international trade and has been adversely affected by trade tariffs, other protectionist measures, competition from

emerging economies and the economic conditions of its trading partners. Japan's relations with its neighbors, particularly China, North Korea, South Korea and Russia, have at times been strained due to territorial disputes, historical animosities and defense concerns. Most recently, the Japanese government has shown concern over the increased nuclear and military activity by North Korea. Strained relations may cause uncertainty in the Japanese markets and adversely affect the overall Japanese economy in times of crisis. China has become an important trading partner with Japan, yet the countries' political relationship has become strained. Should political tension increase, it could adversely affect the economy, especially the export sector, and destabilize the region as a whole. Japan is located in a part of the world that has historically been prone to natural disasters such as earthquakes, volcanoes and tsunamis and is economically sensitive to environmental events. Any such event could result in a significant adverse impact on the Japanese economy. Japan also remains heavily dependent on oil imports, and higher commodity prices could therefore have a negative impact on the economy. Furthermore, Japanese corporations often engage in high levels of corporate leveraging, extensive cross-purchases of the securities of other corporations and are subject to a changing corporate governance structure. Japan may be subject to risks relating to political, economic and labor risks. Any of these risks, individually or in the aggregate, could adversely affect investments in the fund.

Historically, Japan has been subject to unpredictable national politics and may experience frequent political turnover. Future political developments may lead to changes in policy that might adversely affect the fund's investments. In addition, the Japanese economy faces several concerns, including a financial system with large levels of nonperforming loans, over-leveraged corporate balance sheets, extensive cross-ownership by major corporations, a changing corporate governance structure, and large government deficits. The Japanese yen has fluctuated widely at times and any increase in its value may cause a decline in exports that could weaken the economy. Furthermore, Japan has an aging workforce. It is a labor market undergoing fundamental structural changes, as traditional lifetime employment clashes with the need for increased labor mobility, which may adversely affect Japan's economic competitiveness.

**Risks related to investing in Asia.** Investment in securities of issuers in Asia involves risks and special considerations not typically associated with investment in the US securities markets. Certain Asian economies have experienced over-extension of credit, currency devaluations and restrictions, high unemployment, high inflation, decreased exports and economic recessions. Economic events in any one Asian country can have a significant effect on the entire Asian region as well as on major trading partners outside Asia, and any adverse effect on some or all of the Asian countries and regions in which the

fund invests. The securities markets in some Asian economies are relatively underdeveloped and may subject the fund to higher action costs or greater uncertainty than investments in more developed securities markets. Such risks may adversely affect the value of the fund's investments.

Governments of many Asian countries have implemented significant economic reforms in order to liberalize trade policy, promote foreign investment in their economies, reduce government control of the economy and develop market mechanisms. There can be no assurance these reforms will continue or that they will be effective. Despite reform and privatizations, significant regulation of investment and industry is still pervasive in many Asian countries and may restrict foreign ownership of domestic corporations and repatriation of assets, which may adversely affect fund investments. Governments in some Asian countries are authoritarian in nature, have been installed or removed as a result of military coups or have periodically used force to suppress civil dissent. Disparities of wealth, the pace and success of democratization, and ethnic, religious and racial disaffection have led to social turmoil, violence and labor unrest in some countries. Unanticipated or sudden political or social developments may result in sudden and significant investment losses. Investing in certain Asian countries involves risk of loss due to expropriation, nationalization, or confiscation of assets and property or the imposition of restrictions on foreign investments and on repatriation of capital invested.

Some countries and regions in which the fund invests have experienced acts of terrorism or strained international relations due to territorial disputes, historical animosities or other defense concerns. For example, North and South Korea each have substantial military capabilities, and historical local tensions between the two countries present the risk of war. Any outbreak of hostilities between the two countries could have a severe adverse effect on the South Korean economy and securities markets. These and other security situations may cause uncertainty in the markets of these geographic areas and may adversely affect the performance of local economies.

**European investment risk.** European financial markets have experienced volatility in recent years and have been adversely affected by concerns about economic downturns, credit rating downgrades, rising government debt level and possible default on or restructuring of government debt in several European countries. A default or debt restructuring by any European country would adversely impact holders of that country's debt, and sellers of credit default swaps linked to that country's creditworthiness. Most countries in Western Europe are members of the European Union (EU), which faces issues involving its membership, structure, procedures and policies.

European countries are also significantly affected by fiscal and monetary controls implemented by the European Economic and Monetary Union (EMU), and it is possible

that the timing and substance of these controls may not address the needs of all EMU member countries. Investing in euro-denominated securities also risks exposure to a currency that may not fully reflect the strengths and weaknesses of the disparate economies that comprise Europe. There is continued concern over member state-level support for the euro, which could lead to certain countries leaving the EMU, the implementation of currency controls, or potentially the dissolution of the euro. The dissolution of the euro could have significant negative effects on European financial markets.

**Risks related to investing in developed countries.** The fund's investment in developed country issuers may subject the fund to regulatory, political, currency, security, and economic risks specific to developed countries. Developed countries tend to represent a significant portion of the global economy and have generally experienced slower economic growth than some other countries. A majority of developed countries have recently experienced a significant economic slowdown. In addition, developed countries may be impacted by changes to the economic health of certain key trading partners, regulatory burdens, debt burdens and the price or availability of certain commodities.

**Currency risk.** Changes in currency exchange rates and the relative value of non-US currencies may affect the value of the fund's investments and the value of your fund shares. Because the fund's NAV is determined on the basis of the US dollar and the fund does not attempt to hedge against changes in the value of non-US currencies, investors may lose money if the foreign currency depreciates against the US dollar, even if the foreign currency value of the fund's holdings in that market increases. Conversely, the dollar value of your investment in the fund may go up if the value of the foreign currency appreciates against the US dollar. The value of the US dollar measured against other currencies is influenced by a variety of factors. These factors include: interest rates, national debt levels and trade deficits, changes in balances of payments and trade, domestic and foreign interest and inflation rates, global or regional political, economic or financial events, monetary policies of governments, actual or potential government intervention, and global energy prices. Political instability, the possibility of government intervention and restrictive or opaque business and investment policies may also reduce the value of a country's currency. Government monetary policies and the buying or selling of currency by a country's government may also influence exchange rates. Currency exchange rates can be very volatile and can change quickly and unpredictably. Therefore, the value of an investment in the fund may also go up or down quickly and unpredictably and investors may lose money.

**Medium-sized company risk.** Medium-sized company stocks tend to be more volatile than large company stocks. Because stock analysts are less likely to follow medium-sized companies, less information about them is available to investors. Industry-wide reversals may have a greater impact on medium-sized companies, since they lack the financial resources of larger companies. Medium-sized company stocks are typically less liquid than large company stocks.

**Large-sized companies risk.** Returns on investments in securities of large companies could trail the returns on investments in securities of smaller and mid-sized companies. Larger companies may be unable to respond as quickly as smaller and mid-sized companies to competitive challenges or to changes in business, product, financial or other market conditions. Larger companies may not be able to maintain growth at the high rates that may be achieved by well-managed smaller and mid-sized companies. During different market cycles, the performance of large-capitalization companies has trailed the overall performance of the broader securities markets.

**Focus risk.** To the extent that the fund focuses its investments in particular industries, asset classes or sectors of the economy, any market price movements, regulatory or technological changes, or economic conditions affecting companies in those industries, asset classes or sectors may have a significant impact on the fund's performance. The fund may become more focused in particular industries, asset classes or sectors of the economy as a result of changes in the valuation of the fund's investments or fluctuations in the fund's assets, and the fund is not required to reduce such exposures under these circumstances.

**Industrials sector risk.** To the extent that the fund invests significantly in the industrials sector, the fund will be sensitive to changes in, and the fund's performance may depend to a greater extent on, the overall condition of the industrials sector. Companies in the industrials sector may be adversely affected by changes in government regulation, tariffs and trade policy, world events and economic conditions. In addition, companies in the industrials sector may be adversely affected by environmental damages, product liability claims and exchange rates.

**Passive investing risk.** Unlike a fund that is actively managed, in which portfolio management buys and sells securities based on research and analysis, the fund invests in securities included in, or representative of, the Underlying Index, regardless of their investment merits. Because the fund is designed to maintain a high level of exposure to the Underlying Index at all times, portfolio management generally will not buy or sell a security unless the security is added or removed, respectively, from the Underlying Index, and will not take any steps to invest defensively or otherwise reduce the risk of loss during market downturns.

**Index-related risk.** The fund seeks investment results that correspond generally to the performance, before fees and expenses, of the Underlying Index as published by the Index Provider. There is no assurance that the Index Provider will compile the Underlying Index accurately, or that the Underlying Index will be determined, composed or calculated accurately. The Index Provider may cease publication of the Underlying Index or may terminate the license agreement allowing the fund to use the Underlying Index, either of which could have a material adverse effect on the fund. Market disruptions could cause delays in the Underlying Index's reconstitution and rebalancing schedule. During any such delay, it is possible that the Underlying Index and, in turn, the fund will deviate from the Underlying Index's stated methodology and therefore experience returns different than those that would have been achieved under a normal reconstitution and rebalancing schedule. Generally, the Index Provider does not provide any warranty, or accept any liability, with respect to the quality, accuracy or completeness of the Underlying Index or its related data, and does not guarantee that the Underlying Index will be in line with its stated methodology. Errors in the Underlying Index data, the Underlying Index computations and/or the construction of the Underlying Index in accordance with its stated methodology may occur from time to time and may not be identified and corrected by the Index Provider for a period of time or at all, which may have an adverse impact on the fund and its shareholders. The Advisor may have limited ability to detect such errors and neither the Advisor nor its affiliates provide any warranty or guarantee against such errors. Therefore, the gains, losses or costs associated with the Index Provider's errors will generally be borne by the fund and its shareholders.

Index-related risk may be higher for a fund that tracks an index comprised of, or an index that includes, foreign securities because regulatory and reporting requirements may differ from those in the US, resulting in a heightened risk of errors in the index data, index computation and/or index construction due to unreliable, outdated or unavailable information.

**Tracking error risk.** The fund may be subject to tracking error, which is the divergence of the fund's performance from that of the Underlying Index. The performance of the fund may diverge from that of the Underlying Index for a number of reasons, including operating expenses, transaction costs, cash flows and operational inefficiencies. The fund's return also may diverge from the return of the Underlying Index because the fund bears the costs and risks associated with buying and selling securities (especially when reconstituting or rebalancing the fund's securities holdings to reflect changes in the Underlying Index) while such costs and risks are not factored into the return of the Underlying Index. Transaction costs, including brokerage costs, will decrease the fund's NAV to the extent not offset by the transaction fee payable by an "Authorized Participant" ("AP"). Market disruptions and regulatory

restrictions could have an adverse effect on the fund's ability to adjust its exposure in order to track the Underlying Index. Moreover, the use of a representative sampling investment approach (i.e., investing in a representative selection of securities included in the Underlying Index rather than all securities in the Underlying Index) may cause the fund's return to not be as well correlated with the return of the Underlying Index as would be the case if the fund purchased all of the securities in the Underlying Index in the proportions represented in the Underlying Index. In addition, the fund may not be able to invest in certain securities included in the Underlying Index, or invest in them in the exact proportions in which they are represented in the Underlying Index, due to government imposed legal restrictions or limitations, a lack of liquidity in the markets in which such securities trade, potential adverse tax consequences or other reasons. To the extent the fund calculates its net asset value based on fair value prices and the value of the Underlying Index is based on market prices (i.e., the value of the Underlying Index is not based on fair value prices), the fund's ability to track the Underlying Index may be adversely affected. Tracking error risk may be heightened during times of increased market volatility or other unusual market conditions. For tax purposes, the fund may sell certain securities, and such sale may cause the fund to recognize a taxable gain or a loss and deviate from the performance of the Underlying Index. In light of the factors discussed above, the fund's return may deviate significantly from the return of the Underlying Index.

The need to comply with the tax diversification and other requirements of the Internal Revenue Code of 1986, as amended, relating to regulated investment companies, may also impact the fund's ability to replicate the performance of the Underlying Index. In addition, if the fund holds other instruments that are not included in the Underlying Index, the fund's return may not correlate as well with the returns of the Underlying Index as would be the case if the fund purchased all the securities in the Underlying Index directly. Actions taken in response to proposed corporate actions could result in increased tracking error.

Tracking error risk may be higher for funds that track indices with significant weight in foreign issuers than funds that do not track such indices. The fund may also experience operational delays in establishing the necessary accounts and required regulatory approvals to trade, which may delay the fund's ability to hold securities included in the Underlying Index.

For purposes of calculating the fund's net asset value, the value of assets denominated in non-US currencies is converted into US dollars using prevailing market rates on the date of valuation as quoted by one or more data service providers. This conversion may result in a difference between the prices used to calculate the fund's net

asset value and the prices used by the Underlying Index, which, in turn, could result in a difference between the fund's performance and the performance of the Underlying Index.

**Market price risk.** Fund shares are listed for trading on an exchange and are bought and sold in the secondary market at market prices. The market prices of shares will fluctuate, in some cases materially, in response to changes in the NAV and supply and demand for shares. As a result, the trading prices of shares may deviate significantly from the NAV during periods of market volatility. Differences between secondary market prices and the value of the fund's holdings may be due largely to supply and demand forces in the secondary market, which may not be the same forces as those influencing prices for securities held by the fund at a particular time. The Advisor cannot predict whether shares will trade above, below or at their NAV. Given the fact that shares can be created and redeemed in Creation Units, the Advisor believes that large discounts or premiums to the NAV of shares should not be sustained in the long-term. In addition, there may be times when the market price and the value of the fund's holdings vary significantly and you may pay more than the value of the fund's holdings when buying shares on the secondary market, and you may receive less than the value of the fund's holdings when you sell those shares. While the creation/redemption feature is designed to make it likely that shares normally will trade close to the value of the fund's holdings, disruptions to creations and redemptions, including disruptions at market makers, APs or other market participants, or during periods of significant market volatility, may result in trading prices that differ significantly from the value of the fund's holdings. Although market makers will generally take advantage of differences between the NAV and the market price of fund shares through arbitrage opportunities, there is no guarantee that they will do so. If market makers exit the business or are unable to continue making markets in fund's shares, shares may trade at a discount to NAV like closed-end fund shares and may even face delisting (that is, investors would no longer be able to trade shares in the secondary market). The market price of shares, like the price of any exchange-traded security, includes a "bid-ask spread" charged by the exchange specialist, market makers or other participants that trade the particular security. In times of severe market disruption, the bid-ask spread often increases significantly. This means that shares may trade at a discount to the fund's NAV, and the discount is likely to be greatest when the price of shares is falling fastest, which may be the time that you most want to sell your shares. There are various methods by which investors can purchase and sell shares of the fund and various orders that may be placed. Investors should consult their financial intermediary before purchasing or selling shares of the fund.

In addition, the securities held by the fund may be traded in markets that close at a different time than the exchange on which the fund's shares trade. Liquidity in those securities may be reduced after the applicable closing times. Accordingly, during the time when an exchange is open but after the applicable market closing, fixing or settlement times, bid-ask spreads and the resulting premium or discount to the shares' NAV is likely to widen. More generally, secondary markets may be subject to irregular trading activity, wide bid-ask spreads and extended trade settlement periods, which could cause a material decline in the fund's market price. The bid-ask spread varies over time for shares of the fund based on the fund's trading volume and market liquidity, and is generally lower if the fund has substantial trading volume and market liquidity, and higher if the fund has little trading volume and market liquidity (which is often the case for funds that are newly launched or small in size). The fund's bid-ask spread may also be impacted by the liquidity of the underlying securities held by the fund, particularly for newly launched or smaller funds or in instances of significant volatility of the underlying securities. If the markets for the fund's portfolio securities experience decreased liquidity, the trading markets for the fund's shares may also become less liquid with corresponding widening in the bid-ask spreads and differences between the market price and NAV of the fund's shares. The fund's investment results are measured based upon the daily NAV of the fund. Investors purchasing and selling shares in the secondary market may not experience investment results consistent with those experienced by those APs creating and redeeming shares directly with the fund at NAV. In addition, transactions by large shareholders may account for a large percentage of the trading volume on an exchange and may, therefore, have a material effect on the market price of the fund's shares.

**Liquidity risk.** In certain situations, it may be difficult or impossible to sell an investment at an acceptable price. This risk can be ongoing for any security that does not trade actively or in large volumes, for any security that trades primarily on smaller markets, and for investments that typically trade only among a limited number of large investors (such as restricted securities). In unusual market conditions, even normally liquid securities may be affected by a degree of liquidity risk. This may affect only certain securities or an overall securities market.

Although the fund primarily seeks to redeem shares of the fund on an in-kind basis, if the fund is forced to sell underlying investments at reduced prices or under unfavorable conditions to meet redemption requests or other cash needs, the fund may suffer a loss or recognize a gain that may be distributed to shareholders as a taxable distribution. This may be magnified in circumstances where redemptions from the fund may be higher than normal.

**Geographic focus risk.** Focusing investments in a single country or few countries, or regions, involves increased political, regulatory and other risks. Market swings in such a targeted country, countries or regions are likely to have a greater effect on fund performance than they would in a more geographically diversified fund.

**Operational and technology risk.** Cyber-attacks, disruptions, or failures that affect the fund's service providers, index provider or counterparties, issuers of securities held by the fund, or other market participants may adversely affect the fund and its shareholders, including by causing losses for the fund or impairing fund operations. For example, the fund's or its service providers' or index provider's assets or sensitive or confidential information may be misappropriated, data may be corrupted and operations may be disrupted (e.g., cyber-attacks, operational failures or broader disruptions may cause the release of private shareholder information or confidential fund information, interfere with the processing of shareholder transactions, impact the ability to calculate the fund's net asset value and impede trading). Market events and disruptions also may trigger a volume of transactions that overloads current information technology and communication systems and processes, impacting the ability to conduct the fund's operations.

While the fund and its service providers or index provider may establish business continuity and other plans and processes that seek to address the possibility of and fallout from cyber-attacks, disruptions or failures, there are inherent limitations in such plans and systems, including that they do not apply to third parties, such as fund counterparties, issuers of securities held by the fund or other market participants, as well as the possibility that certain risks have not been identified or that unknown threats may emerge in the future and there is no assurance that such plans and processes will be effective. Among other situations, disruptions (for example, pandemics or health crises) that cause prolonged periods of remote work or significant employee absences at the fund's service providers or index provider could impact the ability to conduct the fund's operations. In addition, the fund cannot directly control any cybersecurity plans and systems put in place by its service providers, index provider, fund counterparties, issuers of securities held by the fund or other market participants.

Cyber-attacks may include unauthorized attempts by third parties to improperly access, modify, disrupt the operations of, or prevent access to the systems of the fund's service providers, index provider or counterparties, issuers of securities held by the fund or other market participants or data within them. In addition, power or communications outages, acts of god, information technology equipment malfunctions, operational errors, and inaccuracies within software or data processing systems may also disrupt business operations or impact critical data.

Cyber-attacks, disruptions, or failures may adversely affect the fund and its shareholders or cause reputational damage and subject the fund to regulatory fines, litigation costs, penalties or financial losses, reimbursement or other compensation costs, and/or additional compliance costs. In addition, cyber-attacks, disruptions, or failures involving a fund counterparty could affect such counterparty's ability to meet its obligations to the fund, which may result in losses to the fund and its shareholders. Similar types of operational and technology risks are also present for issuers of securities held by the fund, which could have material adverse consequences for such issuers, and may cause the fund's investments to lose value. Furthermore, as a result of cyber-attacks, disruptions, or failures, an exchange or market may close or issue trading halts on specific securities or the entire market, which may result in the fund being, among other things, unable to buy or sell certain securities or financial instruments or unable to accurately price its investments.

For example, the fund relies on various sources to calculate its NAV. Therefore, the fund is subject to certain operational risks associated with reliance on third party service providers and data sources. NAV calculation may be impacted by operational risks arising from factors such as failures in systems and technology. Such failures may result in delays in the calculation of the fund's NAV and/or the inability to calculate NAV over extended time periods. The fund may be unable to recover any losses associated with such failures.

**Authorized Participant concentration risk.** The fund may have a limited number of financial institutions that may act as Authorized Participants ("APs"). Only APs who have entered into agreements with the fund's distributor may engage in creation or redemption transactions directly with the fund (as described in the section of this Prospectus entitled "Buying and Selling Shares"). If those APs exit the business or are unable to process creation and/or redemption orders, (including in situations where APs have limited or diminished access to capital required to post collateral) and no other AP is able to step forward to create and redeem in either of these cases, shares may trade at a discount to NAV like closed-end fund shares and may even face delisting (that is, investors would no longer be able to trade shares in the secondary market).

**Non-diversification risk.** At any given time, due to the composition of the Underlying Index, the fund may be classified as "non-diversified" and may invest a larger percentage of its assets in securities of a few issuers or a single issuer than that of a diversified fund. As a result, the fund may be more susceptible to the risks associated with these particular issuers, or to a single economic, political or regulatory occurrence affecting these issuers. This may increase the fund's volatility and cause the performance of a relatively smaller number of issuers to have a greater impact on the fund's performance.

**Derivatives risk.** Derivatives involve risks different from, and possibly greater than, the risks associated with investing directly in securities and other more traditional investments. Risks associated with derivatives may include the risk that the derivative is not well correlated with the underlying asset, security, index or currency to which it relates; the risk that derivatives may result in losses or missed opportunities; the risk that the fund will be unable to sell the derivative because of an illiquid secondary market; the risk that a counterparty is unwilling or unable to meet its obligation, which risk may be heightened in derivative transactions entered into "over-the-counter" (i.e., not on an exchange or contract market); and the risk that the derivative transaction could expose the fund to the effects of leverage, which could increase the fund's exposure to the market and magnify potential losses.

There is no guarantee that derivatives, to the extent employed, will have the intended effect, and their use could cause lower returns or even losses to the fund. The use of derivatives by the fund to hedge risk may reduce the opportunity for gain by offsetting the positive effect of favorable price movements.

**Futures risk.** The value of a futures contract tends to increase and decrease in tandem with the value of the underlying instrument. Depending on the terms of the particular contract, futures contracts are settled through either physical delivery of the underlying instrument on the settlement date or by payment of a cash settlement amount on the settlement date. A decision as to whether, when and how to use futures involves the exercise of skill and judgment and even a well-conceived futures transaction may be unsuccessful because of market behavior or unexpected events. In addition to the derivatives risks discussed above, the prices of futures can be highly volatile, using futures can lower total return and the potential loss from futures can exceed the fund's initial investment in such contracts.

**Counterparty risk.** A financial institution or other counterparty with whom the fund does business, or that underwrites, distributes or guarantees any investments or contracts that the fund owns or is otherwise exposed to, may decline in financial health and become unable to honor its commitments. This could cause losses for the fund or could delay the return or delivery of collateral or other assets to the fund.

**Securities lending risk.** Securities lending involves the risk that the fund may lose money because the borrower of the loaned securities fails to return the securities in a timely manner or at all. A delay in the recovery of loaned securities could interfere with the fund's ability to vote proxies or settle transactions. Delayed settlement may limit the ability of the fund to reinvest the proceeds of a sale of securities or prevent the fund from selling securities at times that may be appropriate to track the Underlying Index. The fund could also lose money in the

event of a decline in the value of the collateral provided for the loaned securities, or a decline in the value of any investments made with cash collateral or even a loss of rights in the collateral should the borrower of the securities fail financially while holding the securities.

## Xtrackers Russell US Multifactor ETF

### INVESTMENT OBJECTIVE

The fund seeks investment results that correspond generally to the performance, before fees and expenses, of the Russell 1000 Comprehensive Factor Index.

### PRINCIPAL INVESTMENT STRATEGIES

The fund, using a “passive” or indexing investment approach, seeks investment results that correspond generally to the performance, before fees and expenses, of the Russell 1000 Comprehensive Factor Index (the “Underlying Index”), which is designed to track the equity market performance of companies in the United States selected on the investment style criteria (“factors”) of quality, value, momentum, low volatility and size. The companies eligible for the Underlying Index are derived from its starting universe, the Russell 1000 Index, which is comprised of large-cap equity securities from issuers in the United States. The index provider, Frank Russell Company (“Index Provider”), selects companies for the Underlying Index using a proprietary rules-based multi-factor selection and weighting process designed to increase the Underlying Index’s exposure, relative to the starting universe, to companies demonstrating the following factors:

■ **Quality.** The quality score is calculated from a company’s leverage and profitability (e.g., return on assets, asset turnover and accruals). The Index Provider’s methodology for measuring the quality factor attempts to identify stocks that are characterized by low debt, stable earnings growth, and other “quality” metrics, with the expectation that these will provide the possibility of excess returns.

■ **Value.** The value score is calculated based on a company’s valuation ratios (e.g., cash-flow yield, earnings yield and country relative sales to price). Value investing generally refers to a strategy that buys stocks whose price is lower than the fundamental value of the stock. The Index Provider’s methodology for measuring the value factor attempts to identify stocks that have low prices relative to their fundamental value and that provide the possibility of excess returns.

■ **Momentum.** The momentum score is calculated based on each company’s cumulative 11 month return. Momentum investing is a strategy based on the concept that stock performance tends to persist, either continuing to rise or fall. Momentum style investing emphasizes investing in securities that have had higher recent price performance compared to other securities, with the expectation that this will continue to produce short term excess

returns in the future. The Index Provider’s methodology for measuring the momentum factor attempts to identify stocks with stronger past performance over the short term.

■ **Low Volatility.** The low volatility score is calculated based on the standard deviation of 5 years of weekly local total returns. Volatility is a statistical measurement of the magnitude of increases or decreases in a stock’s price over time. Low volatility investing is a strategy based on the concept that stocks that exhibit low volatility tend to perform better than stocks with higher volatility. The Index Provider’s methodology for measuring the low volatility factor attempts to identify stocks with a historically lower risk (and higher return) profile relative to higher risk.

■ **Size.** The size score is calculated based on the full market capitalization of a company. The Index Provider’s methodology for measuring the size factor attempts to identify stocks of smaller companies relative to their larger counterparts, with the expectation that these will provide the possibility of excess returns.

Companies are weighted based on their relative exposure to all five factors. Companies that do not display meaningful multi-factor characteristics are not eligible for inclusion in the Underlying Index. Under normal circumstances, the Underlying Index is rebalanced semi-annually in June and December. The fund rebalances its portfolio in accordance with the Underlying Index, and, therefore, any changes to the Underlying Index’s rebalance schedule will result in corresponding changes to the fund’s rebalance schedule.

The fund uses a full replication indexing strategy to seek to track the Underlying Index. As such, the fund invests directly in the component securities of the Underlying Index in substantially the same weightings in which they are represented in the Underlying Index. If it is not possible for the fund to acquire component securities due to limited availability or regulatory restrictions, the fund may use a representative sampling indexing strategy to seek to track the Underlying Index instead of a full replication indexing strategy. “Representative sampling” is an indexing strategy that involves investing in a representative sample of securities that collectively has an investment profile similar to the Underlying Index. The securities selected are expected to have, in the aggregate, investment characteristics (based on factors such as market capitalization and industry weightings), fundamental characteristics (such as return variability and yield), and liquidity measures similar to those of the Underlying Index. The fund may or may not hold all of the securities in the Underlying Index when using a representative sampling indexing strategy. The fund will invest at least 80% of its total assets (but typically far more) in component securities of the Underlying Index. Due to regulatory changes, effective June 11, 2026, the fund will replace this 80% investment policy and related disclosures set forth in this prospectus. Specifically, effective June 11,

2026, under normal circumstances, the fund will invest at least 80% of its net assets, plus the amount of any borrowings for investment purposes, in component securities (including depositary receipts in respect of such securities) of the Underlying Index. Derivative instruments that provide exposure to the investments above or exposure to one or more market risk factors associated with such investments are included in the fund's 80% investment policy, consistent with the fund's investment policies and limitations with respect to investments in derivatives.

As of October 31, 2025, the Underlying Index consisted of 856 securities, with an average market capitalization of approximately \$74.51 billion and a minimum market capitalization of approximately \$1.04 billion, from issuers in the United States.

The fund will normally invest at least 80% of its net assets, plus the amount of any borrowings for investment purposes, in equity securities of issuers from the United States.

The fund will concentrate its investments (i.e., hold 25% or more of its total assets) in a particular industry or group of industries to the extent that its Underlying Index is concentrated. As of October 31, 2025, a significant percentage of the Underlying Index was comprised of issuers in the industrials and financials sectors. The fund's exposure to particular sectors may change over time to correspond to changes in the Underlying Index.

The fund may also invest in depositary receipts in respect of equity securities that comprise its Underlying Index to seek performance that corresponds to the fund's respective Underlying Index. Investments in such depositary receipts will count towards the fund's 80% investment policy discussed above with respect to instruments that comprise the applicable Underlying Index.

The fund may invest its remaining assets in other securities, including securities not in the Underlying Index, cash and cash equivalents, money market instruments, such as repurchase agreements or money market funds (including money market funds advised by the Advisor or its affiliates (subject to applicable limitations under the Investment Company Act of 1940, as amended (the "1940 Act"), or exemptions therefrom), convertible securities, structured notes (notes on which the amount of principal repayment and interest payments are based on the movement of one or more specified factors, such as the movement of a particular stock or stock index) and in certain types of derivatives instruments (see "Derivatives" subsection).

The fund may become "non-diversified," as defined under the Investment Company Act of 1940, as amended, solely as a result of a change in relative market capitalization or index weighting of one or more constituents of the Underlying Index. Shareholder approval will not be sought when the fund crosses from diversified to non-diversified status under such circumstances.

The fund has been developed solely by DBX Advisors LLC. The fund is not in any way connected to or sponsored, endorsed, sold or promoted by the London Stock Exchange Group plc and its group undertakings (collectively, the "LSE Group"). FTSE Russell is a trading name of certain of the LSE Group companies.

All rights in the Russell 1000 Comprehensive Factor Index (the "Index") vest in the relevant LSE Group company which owns the Indexes. "FTSE®" "Russell®" and "FTSE Russell®" are trademarks of the relevant LSE Group company and are used by any other LSE Group company under license.

The Index is calculated by or on behalf of FTSE International Limited or its affiliate, agent or partner. The LSE Group does not accept any liability whatsoever to any person arising out of (a) the use of, reliance on or any error in the Index or (b) investment in or operation of the fund. The LSE Group makes no claim, prediction, warranty or representation either as to the results to be obtained from the fund or the suitability of the Index for the purpose to which it is being put by DBX Advisors LLC.

**Derivatives.** The fund may invest in derivatives, which are financial instruments whose performance is derived, at least in part, from the performance of an underlying asset, security or index. In particular, portfolio management generally may use futures contracts, stock index futures, options on futures, swap contracts and other types of derivatives in seeking performance that corresponds to the Underlying Index and will not use such instruments for speculative purposes. A futures contract is a standardized exchange-traded agreement to buy or sell a specific quantity of an underlying instrument at a specific price at a specific future time.

**Securities lending.** The fund may lend securities (up to one-third of total assets) to approved institutions, such as registered broker-dealers, pooled investment vehicles, banks and other financial institutions. In connection with such loans, the fund receives liquid collateral in an amount that is based on the type and value of the securities being lent, with riskier securities generally requiring higher levels of collateral.

## MAIN RISKS

As with any investment, you could lose all or part of your investment in the fund, and the fund's performance could trail that of other investments. The fund is subject to the main risks noted below, any of which may adversely affect the fund's net asset value ("NAV"), trading price, yield, total return and ability to meet its investment objective. An investment in the fund is not a deposit of a bank and is not insured or guaranteed by the Federal Deposit Insurance Corporation or any other governmental agency.

**Stock market risk.** When stock prices fall, you should expect the value of your investment to fall as well. Stock prices can be hurt by poor management on the part of the

stock's issuer, shrinking product demand and other business risks. These may affect single companies as well as groups of companies. The market as a whole may not favor the types of investments the fund makes, which could adversely affect a stock's price, regardless of how well the company performs, or the fund's ability to sell a stock at an attractive price. There is a chance that stock prices overall will decline because stock markets tend to move in cycles, with periods of rising and falling prices. Events in the US and global financial markets, including actions taken by the US Federal Reserve or foreign central banks to stimulate or stabilize economic growth, may at times result in unusually high market volatility which could negatively affect performance. High market volatility may also result from significant shifts in momentum of one or more specific stocks due to unusual increases or decreases in trading activity. Momentum can change quickly, and securities subject to shifts in momentum may be more volatile than the market as a whole and returns on such securities may drop precipitously. To the extent that the fund invests in a particular geographic region, capitalization or sector, the fund's performance may be affected by the general performance of that region, capitalization or sector.

**Market disruption risk.** Economies and financial markets throughout the world have become increasingly interconnected, which has increased the likelihood that events or conditions in one country or region will adversely impact markets or issuers in other countries or regions. This includes reliance on global supply chains that are susceptible to disruptions resulting from, among other things, war and other armed conflicts, tariffs, extreme weather events, and natural disasters. Such supply chain disruptions can lead to, and have led to, economic and market disruptions that have far-reaching effects on financial markets worldwide. The value of the fund's investments may be negatively affected by adverse changes in overall economic or market conditions, such as the level of economic activity and productivity, unemployment and labor force participation rates, inflation or deflation (and expectations for inflation or deflation), interest rates, demand and supply for particular products or resources including labor, debt levels and credit ratings, and trade policies, among other factors. Such adverse conditions may contribute to an overall economic contraction across entire economies or markets, which may negatively impact the profitability of issuers operating in those economies or markets. In addition, geopolitical and other globally interconnected occurrences, including war and other armed conflicts, terrorism, economic uncertainty or financial crises, contagion, tariffs and trade disputes, government debt crises (including defaults or downgrades) or uncertainty about government debt payments, government shutdowns, public health crises, natural disasters, supply chain disruptions, climate change and related events or conditions, have led, and in the future may lead, to disruptions in the US and world economies and markets, which may increase financial market volatility and have significant

adverse direct or indirect effects on the fund and its investments. Adverse market conditions or disruptions could cause the fund to lose money, experience significant redemptions, and encounter operational difficulties. Although multiple asset classes may be affected by adverse market conditions or a particular market disruption, the duration and effects may not be the same for all types of assets.

Current military and other armed conflicts in various geographic regions, including those in Europe and the Middle East, among others, can lead to, and have led to, economic and market disruptions, which may not be limited to the geographic region in which the conflict is occurring. Such conflicts can also result, and have resulted in some cases, in sanctions being levied by the United States, the European Union and/or other countries against countries or other actors involved in the conflict. In addition, such conflicts and related sanctions can adversely affect regional and global energy, commodities, financial and other markets and thus could affect the value of the fund's investments. The extent and duration of any military or other armed conflict, related sanctions and resulting economic and market disruptions are impossible to predict, but could be substantial.

Other market disruption events include pandemic spread of viruses, such as the novel coronavirus known as COVID-19, which have caused significant uncertainty, market volatility, decreased economic and other activity, increased government activity, including economic stimulus measures, and supply chain disruptions, and may adversely affect the fund and its investments.

In addition, markets are becoming increasingly susceptible to disruption events resulting from the use of new and emerging technologies to engage in cyber-attacks or to take over the websites and/or social media accounts of companies, governmental entities or public officials, or to otherwise pose as or impersonate such, which then may be used to disseminate false or misleading information that can cause volatility in financial markets or for the securities of a particular company, group of companies, industry or other class of assets.

Adverse market conditions or particular market disruptions, such as those discussed above, may magnify the impact of each of the other risks described in this "MAIN RISKS" section and may increase volatility in one or more markets in which the fund invests leading to the potential for greater losses for the fund.

**Index construction risk.** A stock included in the Underlying Index may not exhibit the factor trait or provide specific factor exposure for which it was selected and consequently the fund's holdings may not exhibit returns consistent with that factor trait.

**Multifactor risk.** There can be no assurance that targeting exposure to such investment factors will enhance the fund's performance over time. It is expected that targeting

exposure to the fund's stated investment factors will detract from performance in some market environments, perhaps for extended periods. In such circumstances, portfolio management will seek to maintain exposure to the targeted investment factors and will not adjust the fund's investment process to target different factors.

**Value securities risk.** "Value" style investing emphasizes undervalued companies with characteristics for improved valuations. This style of investing is subject to the risk that the valuations never improve or that the returns on "value" equity securities are less than returns on other styles of investing or the overall stock market. Securities issued by companies that may be perceived as undervalued may fail to appreciate for long periods of time and may never realize their full potential value. The rules-based methodology of the fund's Underlying Index may be unsuccessful in creating an index that emphasizes undervalued securities. In addition, value stocks may shift in and out of favor with investors generally, sometimes rapidly, depending on changes in market, economic and other factors.

**Momentum securities risk.** Investing in or having exposure to securities with positive momentum entails investing in securities that have had above-average recent returns. This style of investing is subject to the risk that these securities may be more volatile than a broad cross-section of securities or that the returns on securities that have previously exhibited price momentum are less than returns on other styles of investing or the overall stock market. Stocks that previously exhibited high positive momentum characteristics may not experience continued positive momentum (i.e. stock performance that tends to continue rising) and may experience more volatility than the market as a whole. Momentum can turn quickly and cause significant variation from other types of investments.

**Quality stocks risk.** Stocks included in an Underlying Index are deemed to be quality stocks based on a number of factors, including, among others, historical and expected high returns on equity, stable earnings growth and low debt-to-equity, but there is no guarantee that the past performance of these stocks will continue. The Index Provider may be unsuccessful in creating an index that reflects the quality of individual stocks. Companies that issue these stocks may not be able to sustain consistently high returns on equity, earnings and growth year after year and may need to borrow money or issue debt despite their prior history. Earnings, growth and other measures of a stock's quality can be adversely affected by market, regulatory, political, environmental and other factors. The price of a stock also may be affected by factors other than those factors considered by the Index Provider. Many factors can affect a stock's quality and performance, and the impact of these factors on a stock or its price can be difficult to predict.

**Volatility risk.** The value of the securities in the fund's portfolio may fluctuate, sometimes rapidly and unpredictably. The value of a security may fluctuate due to factors affecting markets generally or particular industries. Although the Underlying Index was created to seek lower volatility than the Russell 1000<sup>®</sup> Index, there is no guarantee that these strategies will be successful. The Underlying Index may be unsuccessful in creating an index that minimizes volatility, and there is a risk that the fund may experience more than minimum volatility. Securities in the fund's portfolio may be subject to price volatility and the prices may not be any less volatile than the market as a whole, and could be more volatile.

**Focus risk.** To the extent that the fund focuses its investments in particular industries, asset classes or sectors of the economy, any market price movements, regulatory or technological changes, or economic conditions affecting companies in those industries, asset classes or sectors may have a significant impact on the fund's performance. The fund may become more focused in particular industries, asset classes or sectors of the economy as a result of changes in the valuation of the fund's investments or fluctuations in the fund's assets, and the fund is not required to reduce such exposures under these circumstances.

**Industrials sector risk.** To the extent that the fund invests significantly in the industrials sector, the fund will be sensitive to changes in, and the fund's performance may depend to a greater extent on, the overall condition of the industrials sector. Companies in the industrials sector may be adversely affected by changes in government regulation, tariffs and trade policy, world events and economic conditions. In addition, companies in the industrials sector may be adversely affected by environmental damages, product liability claims and exchange rates.

**Financials sector risk.** To the extent that the fund invests significantly in the financials sector, the fund will be sensitive to changes in, and the fund's performance may depend to a greater extent on, the overall condition of the financials sector. The financials sector is subject to extensive government regulation, can be subject to relatively rapid change due to increasingly blurred distinctions between service segments, and can be significantly affected by the availability and cost of capital funds, changes in interest rates, the rate of corporate and consumer debt defaults, and price competition.

Certain events in the financials sector may cause an unusually high degree of volatility in the financial markets, and cause certain financials sector companies to incur large losses. Securities of financials sector companies may experience a decline in value when such companies experience substantial declines in the valuations of their assets, take action to raise capital (such as the issuance of debt or equity securities), or cease operations. Credit losses resulting from financial difficulties of borrowers and financial losses associated with investment activities can

negatively impact the financials sector. Issuers that have exposure to the real estate, mortgage and credit markets can be particularly affected by market turmoil.

**Large-sized companies risk.** Returns on investments in securities of large companies could trail the returns on investments in securities of smaller and mid-sized companies. Larger companies may be unable to respond as quickly as smaller and mid-sized companies to competitive challenges or to changes in business, product, financial or other market conditions. Larger companies may not be able to maintain growth at the high rates that may be achieved by well-managed smaller and mid-sized companies. During different market cycles, the performance of large-capitalization companies has trailed the overall performance of the broader securities markets.

**Medium-sized company risk.** Medium-sized company stocks tend to be more volatile than large company stocks. Because stock analysts are less likely to follow medium-sized companies, less information about them is available to investors. Industry-wide reversals may have a greater impact on medium-sized companies, since they lack the financial resources of larger companies. Medium-sized company stocks are typically less liquid than large company stocks.

**Passive investing risk.** Unlike a fund that is actively managed, in which portfolio management buys and sells securities based on research and analysis, the fund invests in securities included in, or representative of, the Underlying Index, regardless of their investment merits. Because the fund is designed to maintain a high level of exposure to the Underlying Index at all times, portfolio management generally will not buy or sell a security unless the security is added or removed, respectively, from the Underlying Index, and will not take any steps to invest defensively or otherwise reduce the risk of loss during market downturns.

**Index-related risk.** The fund seeks investment results that correspond generally to the performance, before fees and expenses, of the Underlying Index as published by the Index Provider. There is no assurance that the Index Provider will compile the Underlying Index accurately, or that the Underlying Index will be determined, composed or calculated accurately. The Index Provider may cease publication of the Underlying Index or may terminate the license agreement allowing the fund to use the Underlying Index, either of which could have a material adverse effect on the fund. Market disruptions could cause delays in the Underlying Index's reconstitution and rebalancing schedule. During any such delay, it is possible that the Underlying Index and, in turn, the fund will deviate from the Underlying Index's stated methodology and therefore experience returns different than those that would have been achieved under a normal reconstitution and rebalancing schedule. Generally, the Index Provider does not provide any warranty, or accept any liability, with respect to the quality, accuracy or completeness of the Underlying

Index or its related data, and does not guarantee that the Underlying Index will be in line with its stated methodology. Errors in the Underlying Index data, the Underlying Index computations and/or the construction of the Underlying Index in accordance with its stated methodology may occur from time to time and may not be identified and corrected by the Index Provider for a period of time or at all, which may have an adverse impact on the fund and its shareholders. The Advisor may have limited ability to detect such errors and neither the Advisor nor its affiliates provide any warranty or guarantee against such errors. Therefore, the gains, losses or costs associated with the Index Provider's errors will generally be borne by the fund and its shareholders.

**Tracking error risk.** The fund may be subject to tracking error, which is the divergence of the fund's performance from that of the Underlying Index. The performance of the fund may diverge from that of the Underlying Index for a number of reasons, including operating expenses, transaction costs, cash flows and operational inefficiencies. The fund's return also may diverge from the return of the Underlying Index because the fund bears the costs and risks associated with buying and selling securities (especially when reconstituting or rebalancing the fund's securities holdings to reflect changes in the Underlying Index) while such costs and risks are not factored into the return of the Underlying Index. Transaction costs, including brokerage costs, will decrease the fund's NAV to the extent not offset by the transaction fee payable by an "Authorized Participant" ("AP"). Market disruptions and regulatory restrictions could have an adverse effect on the fund's ability to adjust its exposure in order to track the Underlying Index. Moreover, the use of a representative sampling investment approach (i.e., investing in a representative selection of securities included in the Underlying Index rather than all securities in the Underlying Index) may cause the fund's return to not be as well correlated with the return of the Underlying Index as would be the case if the fund purchased all of the securities in the Underlying Index in the proportions represented in the Underlying Index. In addition, the fund may not be able to invest in certain securities included in the Underlying Index, or invest in them in the exact proportions in which they are represented in the Underlying Index, due to government imposed legal restrictions or limitations, a lack of liquidity in the markets in which such securities trade, potential adverse tax consequences or other reasons. To the extent the fund calculates its net asset value based on fair value prices and the value of the Underlying Index is based on market prices (i.e., the value of the Underlying Index is not based on fair value prices), the fund's ability to track the Underlying Index may be adversely affected. Tracking error risk may be heightened during times of increased market volatility or other unusual market conditions. For tax purposes, the fund may sell certain securities, and such sale may cause the fund to recognize a taxable gain or a loss and deviate from the performance

of the Underlying Index. In light of the factors discussed above, the fund's return may deviate significantly from the return of the Underlying Index.

The need to comply with the tax diversification and other requirements of the Internal Revenue Code of 1986, as amended, relating to regulated investment companies, may also impact the fund's ability to replicate the performance of the Underlying Index. In addition, if the fund holds other instruments that are not included in the Underlying Index, the fund's return may not correlate as well with the returns of the Underlying Index as would be the case if the fund purchased all the securities in the Underlying Index directly. Actions taken in response to proposed corporate actions could result in increased tracking error.

**Market price risk.** Fund shares are listed for trading on an exchange and are bought and sold in the secondary market at market prices. The market prices of shares will fluctuate, in some cases materially, in response to changes in the NAV and supply and demand for shares. As a result, the trading prices of shares may deviate significantly from NAV during periods of market volatility. Differences between secondary market prices and the value of the fund's holdings may be due largely to supply and demand forces in the secondary market, which may not be the same forces as those influencing prices for securities held by the fund at a particular time. The Advisor cannot predict whether shares will trade above, below or at their NAV. Given the fact that shares can be created and redeemed in Creation Units, the Advisor believes that large discounts or premiums to the NAV of shares should not be sustained in the long-term. In addition, there may be times when the market price and the value of the fund's holdings vary significantly and you may pay more than the value of the fund's holdings when buying shares on the secondary market, and you may receive less than the value of the fund's holdings when you sell those shares. While the creation/redemption feature is designed to make it likely that shares normally will trade close to the value of the fund's holdings, disruptions to creations and redemptions, including disruptions at market makers, APs or other market participants, or during periods of significant market volatility, may result in trading prices that differ significantly from the value of the fund's holdings. Although market makers will generally take advantage of differences between the NAV and the market price of fund shares through arbitrage opportunities, there is no guarantee that they will do so. If market makers exit the business or are unable to continue making markets in fund's shares, shares may trade at a discount to NAV like closed-end fund shares and may even face delisting (that is, investors would no longer be able to trade shares in the secondary market). The market price of shares, like the price of any exchange-traded security, includes a "bid-ask spread" charged by the exchange specialist, market makers or other participants that trade the particular security. In times of severe market disruption, the bid-ask spread often increases significantly. This means that shares may trade

at a discount to the fund's NAV, and the discount is likely to be greatest when the price of shares is falling fastest, which may be the time that you most want to sell your shares. There are various methods by which investors can purchase and sell shares of the fund and various orders that may be placed. Investors should consult their financial intermediary before purchasing or selling shares of the fund.

Secondary markets may be subject to irregular trading activity, wide bid-ask spreads and extended trade settlement periods, which could cause a material decline in the fund's market price. The bid-ask spread varies over time for shares of the fund based on the fund's trading volume and market liquidity, and is generally lower if the fund has substantial trading volume and market liquidity, and higher if the fund has little trading volume and market liquidity (which is often the case for funds that are newly launched or small in size). The fund's bid-ask spread may also be impacted by the liquidity of the underlying securities held by the fund, particularly for newly launched or smaller funds or in instances of significant volatility of the underlying securities. The fund's investment results are measured based upon the daily NAV of the fund. Investors purchasing and selling shares in the secondary market may not experience investment results consistent with those experienced by those APs creating and redeeming shares directly with the fund at NAV. In addition, transactions by large shareholders may account for a large percentage of the trading volume on an exchange and may, therefore, have a material effect on the market price of the fund's shares.

**Liquidity risk.** In certain situations, it may be difficult or impossible to sell an investment at an acceptable price. This risk can be ongoing for any security that does not trade actively or in large volumes, for any security that trades primarily on smaller markets, and for investments that typically trade only among a limited number of large investors (such as restricted securities). In unusual market conditions, even normally liquid securities may be affected by a degree of liquidity risk. This may affect only certain securities or an overall securities market.

Although the fund primarily seeks to redeem shares of the fund on an in-kind basis, if the fund is forced to sell underlying investments at reduced prices or under unfavorable conditions to meet redemption requests or other cash needs, the fund may suffer a loss or recognize a gain that may be distributed to shareholders as a taxable distribution. This may be magnified in circumstances where redemptions from the fund may be higher than normal.

**Operational and technology risk.** Cyber-attacks, disruptions, or failures that affect the fund's service providers, index provider or counterparties, issuers of securities held by the fund, or other market participants may adversely affect the fund and its shareholders, including by causing losses for the fund or impairing fund operations. For example, the fund's or its service providers' or index

provider's assets or sensitive or confidential information may be misappropriated, data may be corrupted and operations may be disrupted (e.g., cyber-attacks, operational failures or broader disruptions may cause the release of private shareholder information or confidential fund information, interfere with the processing of shareholder transactions, impact the ability to calculate the fund's net asset value and impede trading). Market events and disruptions also may trigger a volume of transactions that overloads current information technology and communication systems and processes, impacting the ability to conduct the fund's operations.

While the fund and its service providers or index provider may establish business continuity and other plans and processes that seek to address the possibility of and fallout from cyber-attacks, disruptions or failures, there are inherent limitations in such plans and systems, including that they do not apply to third parties, such as fund counterparties, issuers of securities held by the fund or other market participants, as well as the possibility that certain risks have not been identified or that unknown threats may emerge in the future and there is no assurance that such plans and processes will be effective. Among other situations, disruptions (for example, pandemics or health crises) that cause prolonged periods of remote work or significant employee absences at the fund's service providers or index provider could impact the ability to conduct the fund's operations. In addition, the fund cannot directly control any cybersecurity plans and systems put in place by its service providers, index provider, fund counterparties, issuers of securities held by the fund or other market participants.

Cyber-attacks may include unauthorized attempts by third parties to improperly access, modify, disrupt the operations of, or prevent access to the systems of the fund's service providers, index provider or counterparties, issuers of securities held by the fund or other market participants or data within them. In addition, power or communications outages, acts of god, information technology equipment malfunctions, operational errors, and inaccuracies within software or data processing systems may also disrupt business operations or impact critical data.

Cyber-attacks, disruptions, or failures may adversely affect the fund and its shareholders or cause reputational damage and subject the fund to regulatory fines, litigation costs, penalties or financial losses, reimbursement or other compensation costs, and/or additional compliance costs. In addition, cyber-attacks, disruptions, or failures involving a fund counterparty could affect such counterparty's ability to meet its obligations to the fund, which may result in losses to the fund and its shareholders. Similar types of operational and technology risks are also present for issuers of securities held by the fund, which could have material adverse consequences for such issuers, and may cause the fund's investments to lose

value. Furthermore, as a result of cyber-attacks, disruptions, or failures, an exchange or market may close or issue trading halts on specific securities or the entire market, which may result in the fund being, among other things, unable to buy or sell certain securities or financial instruments or unable to accurately price its investments.

For example, the fund relies on various sources to calculate its NAV. Therefore, the fund is subject to certain operational risks associated with reliance on third party service providers and data sources. NAV calculation may be impacted by operational risks arising from factors such as failures in systems and technology. Such failures may result in delays in the calculation of the fund's NAV and/or the inability to calculate NAV over extended time periods. The fund may be unable to recover any losses associated with such failures.

**Authorized Participant concentration risk.** The fund may have a limited number of financial institutions that may act as Authorized Participants ("APs"). Only APs who have entered into agreements with the fund's distributor may engage in creation or redemption transactions directly with the fund (as described in the section of this Prospectus entitled "Buying and Selling Shares"). If those APs exit the business or are unable to process creation and/or redemption orders, (including in situations where APs have limited or diminished access to capital required to post collateral) and no other AP is able to step forward to create and redeem in either of these cases, shares may trade at a discount to NAV like closed-end fund shares and may even face delisting (that is, investors would no longer be able to trade shares in the secondary market).

**Non-diversification risk.** At any given time, due to the composition of the Underlying Index, the fund may be classified as "non-diversified" and may invest a larger percentage of its assets in securities of a few issuers or a single issuer than that of a diversified fund. As a result, the fund may be more susceptible to the risks associated with these particular issuers, or to a single economic, political or regulatory occurrence affecting these issuers. This may increase the fund's volatility and cause the performance of a relatively smaller number of issuers to have a greater impact on the fund's performance.

**Derivatives risk.** Derivatives involve risks different from, and possibly greater than, the risks associated with investing directly in securities and other more traditional investments. Risks associated with derivatives may include the risk that the derivative is not well correlated with the underlying asset, security, index or currency to which it relates; the risk that derivatives may result in losses or missed opportunities; the risk that the fund will be unable to sell the derivative because of an illiquid secondary market; the risk that a counterparty is unwilling or unable to meet its obligation, which risk may be heightened in derivative transactions entered into "over-the-counter" (i.e., not on an exchange or contract market); and

the risk that the derivative transaction could expose the fund to the effects of leverage, which could increase the fund's exposure to the market and magnify potential losses.

There is no guarantee that derivatives, to the extent employed, will have the intended effect, and their use could cause lower returns or even losses to the fund. The use of derivatives by the fund to hedge risk may reduce the opportunity for gain by offsetting the positive effect of favorable price movements.

**Futures risk.** The value of a futures contract tends to increase and decrease in tandem with the value of the underlying instrument. Depending on the terms of the particular contract, futures contracts are settled through either physical delivery of the underlying instrument on the settlement date or by payment of a cash settlement amount on the settlement date. A decision as to whether, when and how to use futures involves the exercise of skill and judgment and even a well-conceived futures transaction may be unsuccessful because of market behavior or unexpected events. In addition to the derivatives risks discussed above, the prices of futures can be highly volatile, using futures can lower total return and the potential loss from futures can exceed the fund's initial investment in such contracts.

**Counterparty risk.** A financial institution or other counterparty with whom the fund does business, or that underwrites, distributes or guarantees any investments or contracts that the fund owns or is otherwise exposed to, may decline in financial health and become unable to honor its commitments. This could cause losses for the fund or could delay the return or delivery of collateral or other assets to the fund.

**Securities lending risk.** Securities lending involves the risk that the fund may lose money because the borrower of the loaned securities fails to return the securities in a timely manner or at all. A delay in the recovery of loaned securities could interfere with the fund's ability to vote proxies or settle transactions. Delayed settlement may limit the ability of the fund to reinvest the proceeds of a sale of securities or prevent the fund from selling securities at times that may be appropriate to track the Underlying Index. The fund could also lose money in the event of a decline in the value of the collateral provided for the loaned securities, or a decline in the value of any investments made with cash collateral or even a loss of rights in the collateral should the borrower of the securities fail financially while holding the securities.

## INVESTMENT OBJECTIVE

The fund seeks investment results that correspond generally to the performance, before fees and expenses, of the Russell 1000 2Qual/Val 5% Capped Factor Index.

## PRINCIPAL INVESTMENT STRATEGIES

The fund, using a "passive" or indexing investment approach, seeks investment results that correspond generally to the performance, before fees and expenses, of the Russell 1000 2Qual/Val 5% Capped Factor Index (the "Underlying Index"), which is designed to track the equity market performance of companies in the United States selected on the investment style criteria ("factors") of quality and value. The companies eligible for the Underlying Index are derived from its starting universe, the Russell 1000 Index, which is comprised of large-cap equity securities from issuers in the United States. The index provider, Frank Russell Company ("Index Provider"), selects companies for the Underlying Index using a proprietary rules-based multi-factor selection and weighting process designed to increase the Underlying Index's exposure, relative to the starting universe, to companies demonstrating the following factors:

- **Quality.** The quality score is calculated from a company's leverage and profitability (e.g., return on assets, asset turnover and accruals). The Index Provider's methodology for measuring the quality factor attempts to identify stocks that are characterized by low debt, stable earnings growth, and other "quality" metrics, with the expectation that these will provide the possibility of excess returns.
- **Value.** The value score is calculated based on a company's valuation ratios (e.g., cash-flow yield, earnings yield and country relative sales to price). Value investing generally refers to a strategy that buys stocks whose price is lower than the fundamental value of the stock. The Index Provider's methodology for measuring the value factor attempts to identify stocks that have low prices relative to their fundamental value and that provide the possibility of excess returns.

Companies are weighted based on their relative exposure to both factors with an increased exposure (or, a "tilt") of 2.0x (i.e., a doubling) applied to the quality factor. In this way, the fund seeks to provide quality at a reasonable price ("QARP"). Companies that do not display meaningful characteristics of both factors are not eligible for inclusion in the Underlying Index. Under normal circumstances, the Underlying Index is rebalanced annually in June. The fund rebalances its portfolio in accordance with the Underlying Index, and, therefore, any changes to the Underlying Index's rebalance schedule will result in corresponding changes to the fund's rebalance schedule.

The fund uses a full replication indexing strategy to seek to track the Underlying Index. As such, the fund invests directly in the component securities (or a substantial number of the component securities) of the Underlying Index in substantially the same weightings in which they are represented in the Underlying Index. If it is not possible for the fund to acquire component securities due to limited availability or regulatory restrictions, the fund may use a representative sampling indexing strategy to seek to track the Underlying Index instead of a full replication indexing strategy. "Representative sampling" is an indexing strategy that involves investing in a representative sample of securities that collectively has an investment profile similar to the Underlying Index. The securities selected are expected to have, in the aggregate, investment characteristics (based on factors such as market capitalization and industry weightings), fundamental characteristics (such as return variability and yield), and liquidity measures similar to those of the Underlying Index. The fund may or may not hold all of the securities in the Underlying Index when using a representative sampling indexing strategy. The fund will invest at least 80% of its total assets (but typically far more) in component securities of the Underlying Index. Due to regulatory changes, effective June 11, 2026, the fund will replace this 80% investment policy and related disclosures set forth in this prospectus. Specifically, effective June 11, 2026, under normal circumstances, the fund will invest at least 80% of its net assets, plus the amount of any borrowings for investment purposes, in component securities (including depositary receipts in respect of such securities) of the Underlying Index. Derivative instruments that provide exposure to the investments above or exposure to one or more market risk factors associated with such investments are included in the fund's 80% investment policy, consistent with the fund's investment policies and limitations with respect to investments in derivatives.

As of October 31, 2025, the Underlying Index consisted of 349 securities, with an average market capitalization of approximately \$134.01 billion and a minimum market capitalization of approximately \$2.7 billion, from issuers in the United States.

The fund will normally invest at least 80% of its net assets, plus the amount of any borrowings for investment purposes, in securities of issuers from the United States.

The Fund will concentrate its investments (i.e., hold 25% or more of its total assets) in a particular industry or group of industries to the extent that its Underlying Index is concentrated. As of October 31, 2025, a significant percentage of the Underlying Index was comprised of issuers in the information technology sector. The fund's exposure to particular sectors may change over time to correspond to changes in the Underlying Index.

The fund may also invest in depositary receipts in respect of equity securities that comprise its Underlying Index to seek performance that corresponds to the fund's respective Underlying Index. Investments in such depositary receipts will count towards the fund's 80% investment policy discussed above with respect to instruments that comprise the applicable Underlying Index.

The fund may invest its remaining assets in other securities, including securities not in the Underlying Index, cash and cash equivalents, money market instruments, such as repurchase agreements or money market funds (including money market funds advised by the Advisor or its affiliates (subject to applicable limitations under the Investment Company Act of 1940, as amended (the "1940 Act"), or exemptions therefrom), convertible securities, structured notes (notes on which the amount of principal repayment and interest payments are based on the movement of one or more specified factors, such as the movement of a particular stock or stock index) and in certain types of derivatives instruments (see "Derivatives" subsection).

The fund may become "non-diversified," as defined under the Investment Company Act of 1940, as amended, solely as a result of a change in relative market capitalization or index weighting of one or more constituents of the Underlying Index. Shareholder approval will not be sought when the fund crosses from diversified to non-diversified status under such circumstances.

The fund has been developed solely by DBX Advisors LLC. The fund is not in any way connected to or sponsored, endorsed, sold or promoted by the London Stock Exchange Group plc and its group undertakings (collectively, the "LSE Group"). FTSE Russell is a trading name of certain of the LSE Group companies.

All rights in the Russell 1000 2Qual/Val 5% Capped Factor Index (the "Index") vest in the relevant LSE Group company which owns the Indexes. "FTSE®" "Russell®" and "FTSE Russell®" are trademarks of the relevant LSE Group company and are used by any other LSE Group company under license.

The Index is calculated by or on behalf of FTSE International Limited or its affiliate, agent or partner. The LSE Group does not accept any liability whatsoever to any person arising out of (a) the use of, reliance on or any error in the Index or (b) investment in or operation of the fund. The LSE Group makes no claim, prediction, warranty or representation either as to the results to be obtained from the fund or the suitability of the Index for the purpose to which it is being put by DBX Advisors LLC.

**Derivatives.** The fund may invest in derivatives, which are financial instruments whose performance is derived, at least in part, from the performance of an underlying asset, security or index. In particular, portfolio management generally may use futures contracts, stock index futures, options on futures, swap contracts and other types of derivatives

in seeking performance that corresponds to the Underlying Index and will not use such instruments for speculative purposes. A futures contract is a standardized exchange-traded agreement to buy or sell a specific quantity of an underlying instrument at a specific price at a specific future time.

**Securities lending.** The fund may lend securities (up to one-third of total assets) to approved institutions, such as registered broker-dealers, pooled investment vehicles, banks and other financial institutions. In connection with such loans, the fund receives liquid collateral in an amount that is based on the type and value of the securities being lent, with riskier securities generally requiring higher levels of collateral.

## MAIN RISKS

As with any investment, you could lose all or part of your investment in the fund, and the fund's performance could trail that of other investments. The fund is subject to the main risks noted below, any of which may adversely affect the fund's net asset value ("NAV"), trading price, yield, total return and ability to meet its investment objective. An investment in the fund is not a deposit of a bank and is not insured or guaranteed by the Federal Deposit Insurance Corporation or any other governmental agency.

**Stock market risk.** When stock prices fall, you should expect the value of your investment to fall as well. Stock prices can be hurt by poor management on the part of the stock's issuer, shrinking product demand and other business risks. These may affect single companies as well as groups of companies. The market as a whole may not favor the types of investments the fund makes, which could adversely affect a stock's price, regardless of how well the company performs, or the fund's ability to sell a stock at an attractive price. There is a chance that stock prices overall will decline because stock markets tend to move in cycles, with periods of rising and falling prices. Events in the US and global financial markets, including actions taken by the US Federal Reserve or foreign central banks to stimulate or stabilize economic growth, may at times result in unusually high market volatility which could negatively affect performance. High market volatility may also result from significant shifts in momentum of one or more specific stocks due to unusual increases or decreases in trading activity. Momentum can change quickly, and securities subject to shifts in momentum may be more volatile than the market as a whole and returns on such securities may drop precipitously. To the extent that the fund invests in a particular geographic region, capitalization or sector, the fund's performance may be affected by the general performance of that region, capitalization or sector.

**Market disruption risk.** Economies and financial markets throughout the world have become increasingly interconnected, which has increased the likelihood that events or conditions in one country or region will adversely impact markets or issuers in other countries or regions. This

includes reliance on global supply chains that are susceptible to disruptions resulting from, among other things, war and other armed conflicts, tariffs, extreme weather events, and natural disasters. Such supply chain disruptions can lead to, and have led to, economic and market disruptions that have far-reaching effects on financial markets worldwide. The value of the fund's investments may be negatively affected by adverse changes in overall economic or market conditions, such as the level of economic activity and productivity, unemployment and labor force participation rates, inflation or deflation (and expectations for inflation or deflation), interest rates, demand and supply for particular products or resources including labor, debt levels and credit ratings, and trade policies, among other factors. Such adverse conditions may contribute to an overall economic contraction across entire economies or markets, which may negatively impact the profitability of issuers operating in those economies or markets. In addition, geopolitical and other globally interconnected occurrences, including war and other armed conflicts, terrorism, economic uncertainty or financial crises, contagion, tariffs and trade disputes, government debt crises (including defaults or downgrades) or uncertainty about government debt payments, government shutdowns, public health crises, natural disasters, supply chain disruptions, climate change and related events or conditions, have led, and in the future may lead, to disruptions in the US and world economies and markets, which may increase financial market volatility and have significant adverse direct or indirect effects on the fund and its investments. Adverse market conditions or disruptions could cause the fund to lose money, experience significant redemptions, and encounter operational difficulties. Although multiple asset classes may be affected by adverse market conditions or a particular market disruption, the duration and effects may not be the same for all types of assets.

Current military and other armed conflicts in various geographic regions, including those in Europe and the Middle East, among others, can lead to, and have led to, economic and market disruptions, which may not be limited to the geographic region in which the conflict is occurring. Such conflicts can also result, and have resulted in some cases, in sanctions being levied by the United States, the European Union and/or other countries against countries or other actors involved in the conflict. In addition, such conflicts and related sanctions can adversely affect regional and global energy, commodities, financial and other markets and thus could affect the value of the fund's investments. The extent and duration of any military or other armed conflict, related sanctions and resulting economic and market disruptions are impossible to predict, but could be substantial.

Other market disruption events include pandemic spread of viruses, such as the novel coronavirus known as COVID-19, which have caused significant uncertainty, market volatility, decreased economic and other activity,

increased government activity, including economic stimulus measures, and supply chain disruptions, and may adversely affect the fund and its investments.

In addition, markets are becoming increasingly susceptible to disruption events resulting from the use of new and emerging technologies to engage in cyber-attacks or to take over the websites and/or social media accounts of companies, governmental entities or public officials, or to otherwise pose as or impersonate such, which then may be used to disseminate false or misleading information that can cause volatility in financial markets or for the securities of a particular company, group of companies, industry or other class of assets.

Adverse market conditions or particular market disruptions, such as those discussed above, may magnify the impact of each of the other risks described in this "MAIN RISKS" section and may increase volatility in one or more markets in which the fund invests leading to the potential for greater losses for the fund.

**Index construction risk.** A stock included in the Underlying Index may not exhibit the factor trait or provide specific factor exposure for which it was selected and consequently the fund's holdings may not exhibit returns consistent with that factor trait.

**Multifactor risk.** There can be no assurance that targeting exposure to such investment factors will enhance the fund's performance over time. It is expected that targeting exposure to the fund's stated investment factors will detract from performance in some market environments, perhaps for extended periods. In such circumstances, portfolio management will seek to maintain exposure to the targeted investment factors and will not adjust the fund's investment process to target different factors.

**Value securities risk.** "Value" style investing emphasizes undervalued companies with characteristics for improved valuations. This style of investing is subject to the risk that the valuations never improve or that the returns on "value" equity securities are less than returns on other styles of investing or the overall stock market. Securities issued by companies that may be perceived as undervalued may fail to appreciate for long periods of time and may never realize their full potential value. The rules-based methodology of the fund's Underlying Index may be unsuccessful in creating an index that emphasizes undervalued securities. In addition, value stocks may shift in and out of favor with investors generally, sometimes rapidly, depending on changes in market, economic and other factors.

**Quality stocks risk.** Stocks included in an Underlying Index are deemed to be quality stocks based on a number of factors, including, among others, historical and expected high returns on equity, stable earnings growth and low debt-to-equity, but there is no guarantee that the past performance of these stocks will continue. The Index Provider may be unsuccessful in creating an index that reflects the quality of individual stocks. Companies that

issue these stocks may not be able to sustain consistently high returns on equity, earnings and growth year after year and may need to borrow money or issue debt despite their prior history. Earnings, growth and other measures of a stock's quality can be adversely affected by market, regulatory, political, environmental and other factors. The price of a stock also may be affected by factors other than those factors considered by the Index Provider. Many factors can affect a stock's quality and performance, and the impact of these factors on a stock or its price can be difficult to predict.

**Focus risk.** To the extent that the fund focuses its investments in particular industries, asset classes or sectors of the economy, any market price movements, regulatory or technological changes, or economic conditions affecting companies in those industries, asset classes or sectors may have a significant impact on the fund's performance. The fund may become more focused in particular industries, asset classes or sectors of the economy as a result of changes in the valuation of the fund's investments or fluctuations in the fund's assets, and the fund is not required to reduce such exposures under these circumstances.

**Information technology sector risk.** To the extent that the fund invests significantly in the information technology sector, the fund will be sensitive to changes in, and the fund's performance may depend to a greater extent on, the overall condition of the information technology sector. Information technology companies are particularly vulnerable to government regulation and policies and competition, both domestically and internationally, including competition from foreign competitors with lower production costs. Information technology companies also face competition for services of qualified personnel. Additionally, the products of information technology companies may face obsolescence due to rapid technological development and frequent new product introduction by competitors. Finally, information technology companies are heavily dependent on patent and intellectual property rights, the loss or impairment of which may adversely affect profitability.

**Large-sized companies risk.** Returns on investments in securities of large companies could trail the returns on investments in securities of smaller and mid-sized companies. Larger companies may be unable to respond as quickly as smaller and mid-sized companies to competitive challenges or to changes in business, product, financial or other market conditions. Larger companies may not be able to maintain growth at the high rates that may be achieved by well-managed smaller and mid-sized companies. During different market cycles, the performance of large-capitalization companies has trailed the overall performance of the broader securities markets.

**Medium-sized company risk.** Medium-sized company stocks tend to be more volatile than large company stocks. Because stock analysts are less likely to follow medium-sized companies, less information about them is available

to investors. Industry-wide reversals may have a greater impact on medium-sized companies, since they lack the financial resources of larger companies. Medium-sized company stocks are typically less liquid than large company stocks.

**Passive investing risk.** Unlike a fund that is actively managed, in which portfolio management buys and sells securities based on research and analysis, the fund invests in securities included in, or representative of, the Underlying Index, regardless of their investment merits. Because the fund is designed to maintain a high level of exposure to the Underlying Index at all times, portfolio management generally will not buy or sell a security unless the security is added or removed, respectively, from the Underlying Index, and will not take any steps to invest defensively or otherwise reduce the risk of loss during market downturns.

**Index-related risk.** The fund seeks investment results that correspond generally to the performance, before fees and expenses, of the Underlying Index as published by the Index Provider. There is no assurance that the Index Provider will compile the Underlying Index accurately, or that the Underlying Index will be determined, composed or calculated accurately. The Index Provider may cease publication of the Underlying Index or may terminate the license agreement allowing the fund to use the Underlying Index, either of which could have a material adverse effect on the fund. Market disruptions could cause delays in the Underlying Index's reconstitution and rebalancing schedule. During any such delay, it is possible that the Underlying Index and, in turn, the fund will deviate from the Underlying Index's stated methodology and therefore experience returns different than those that would have been achieved under a normal reconstitution and rebalancing schedule. Generally, the Index Provider does not provide any warranty, or accept any liability, with respect to the quality, accuracy or completeness of the Underlying Index or its related data, and does not guarantee that the Underlying Index will be in line with its stated methodology. Errors in the Underlying Index data, the Underlying Index computations and/or the construction of the Underlying Index in accordance with its stated methodology may occur from time to time and may not be identified and corrected by the Index Provider for a period of time or at all, which may have an adverse impact on the fund and its shareholders. The Advisor may have limited ability to detect such errors and neither the Advisor nor its affiliates provide any warranty or guarantee against such errors. Therefore, the gains, losses or costs associated with the Index Provider's errors will generally be borne by the fund and its shareholders.

**Tracking error risk.** The fund may be subject to tracking error, which is the divergence of the fund's performance from that of the Underlying Index. The performance of the fund may diverge from that of the Underlying Index for a

number of reasons, including operating expenses, transaction costs, cash flows and operational inefficiencies. The fund's return also may diverge from the return of the Underlying Index because the fund bears the costs and risks associated with buying and selling securities (especially when reconstituting or rebalancing the fund's securities holdings to reflect changes in the Underlying Index) while such costs and risks are not factored into the return of the Underlying Index. Transaction costs, including brokerage costs, will decrease the fund's NAV to the extent not offset by the transaction fee payable by an "Authorized Participant" ("AP"). Market disruptions and regulatory restrictions could have an adverse effect on the fund's ability to adjust its exposure in order to track the Underlying Index. Moreover, the use of a representative sampling investment approach (i.e., investing in a representative selection of securities included in the Underlying Index rather than all securities in the Underlying Index) may cause the fund's return to not be as well correlated with the return of the Underlying Index as would be the case if the fund purchased all of the securities in the Underlying Index in the proportions represented in the Underlying Index. In addition, the fund may not be able to invest in certain securities included in the Underlying Index, or invest in them in the exact proportions in which they are represented in the Underlying Index, due to government imposed legal restrictions or limitations, a lack of liquidity in the markets in which such securities trade, potential adverse tax consequences or other reasons. To the extent the fund calculates its net asset value based on fair value prices and the value of the Underlying Index is based on market prices (i.e., the value of the Underlying Index is not based on fair value prices), the fund's ability to track the Underlying Index may be adversely affected. Tracking error risk may be heightened during times of increased market volatility or other unusual market conditions. For tax purposes, the fund may sell certain securities, and such sale may cause the fund to recognize a taxable gain or a loss and deviate from the performance of the Underlying Index. In light of the factors discussed above, the fund's return may deviate significantly from the return of the Underlying Index.

The need to comply with the tax diversification and other requirements of the Internal Revenue Code of 1986, as amended, relating to regulated investment companies, may also impact the fund's ability to replicate the performance of the Underlying Index. In addition, if the fund holds other instruments that are not included in the Underlying Index, the fund's return may not correlate as well with the returns of the Underlying Index as would be the case if the fund purchased all the securities in the Underlying Index directly. Actions taken in response to proposed corporate actions could result in increased tracking error.

**Market price risk.** Fund shares are listed for trading on an exchange and are bought and sold in the secondary market at market prices. The market prices of shares will fluctuate, in some cases materially, in response to changes

in the NAV and supply and demand for shares. As a result, the trading prices of shares may deviate significantly from NAV during periods of market volatility. Differences between secondary market prices and the value of the fund's holdings may be due largely to supply and demand forces in the secondary market, which may not be the same forces as those influencing prices for securities held by the fund at a particular time. The Advisor cannot predict whether shares will trade above, below or at their NAV. Given the fact that shares can be created and redeemed in Creation Units, the Advisor believes that large discounts or premiums to the NAV of shares should not be sustained in the long-term. In addition, there may be times when the market price and the value of the fund's holdings vary significantly and you may pay more than the value of the fund's holdings when buying shares on the secondary market, and you may receive less than the value of the fund's holdings when you sell those shares. While the creation/redemption feature is designed to make it likely that shares normally will trade close to the value of the fund's holdings, disruptions to creations and redemptions, including disruptions at market makers, APs or other market participants, or during periods of significant market volatility, may result in trading prices that differ significantly from the value of the fund's holdings. Although market makers will generally take advantage of differences between the NAV and the market price of fund shares through arbitrage opportunities, there is no guarantee that they will do so. If market makers exit the business or are unable to continue making markets in fund's shares, shares may trade at a discount to NAV like closed-end fund shares and may even face delisting (that is, investors would no longer be able to trade shares in the secondary market). The market price of shares, like the price of any exchange-traded security, includes a "bid-ask spread" charged by the exchange specialist, market makers or other participants that trade the particular security. In times of severe market disruption, the bid-ask spread often increases significantly. This means that shares may trade at a discount to the fund's NAV, and the discount is likely to be greatest when the price of shares is falling fastest, which may be the time that you most want to sell your shares. There are various methods by which investors can purchase and sell shares of the fund and various orders that may be placed. Investors should consult their financial intermediary before purchasing or selling shares of the fund.

Secondary markets may be subject to irregular trading activity, wide bid-ask spreads and extended trade settlement periods, which could cause a material decline in the fund's market price. The bid-ask spread varies over time for shares of the fund based on the fund's trading volume and market liquidity, and is generally lower if the fund has substantial trading volume and market liquidity, and higher if the fund has little trading volume and market liquidity (which is often the case for funds that are newly launched or small in size). The fund's bid-ask spread may also be

impacted by the liquidity of the underlying securities held by the fund, particularly for newly launched or smaller funds or in instances of significant volatility of the underlying securities. The fund's investment results are measured based upon the daily NAV of the fund. Investors purchasing and selling shares in the secondary market may not experience investment results consistent with those experienced by those APs creating and redeeming shares directly with the fund at NAV. In addition, transactions by large shareholders may account for a large percentage of the trading volume on an exchange and may, therefore, have a material effect on the market price of the fund's shares.

**Liquidity risk.** In certain situations, it may be difficult or impossible to sell an investment at an acceptable price. This risk can be ongoing for any security that does not trade actively or in large volumes, for any security that trades primarily on smaller markets, and for investments that typically trade only among a limited number of large investors (such as restricted securities). In unusual market conditions, even normally liquid securities may be affected by a degree of liquidity risk. This may affect only certain securities or an overall securities market.

Although the fund primarily seeks to redeem shares of the fund on an in-kind basis, if the fund is forced to sell underlying investments at reduced prices or under unfavorable conditions to meet redemption requests or other cash needs, the fund may suffer a loss or recognize a gain that may be distributed to shareholders as a taxable distribution. This may be magnified in circumstances where redemptions from the fund may be higher than normal.

**Operational and technology risk.** Cyber-attacks, disruptions, or failures that affect the fund's service providers, index provider or counterparties, issuers of securities held by the fund, or other market participants may adversely affect the fund and its shareholders, including by causing losses for the fund or impairing fund operations. For example, the fund's or its service providers' or index provider's assets or sensitive or confidential information may be misappropriated, data may be corrupted and operations may be disrupted (e.g., cyber-attacks, operational failures or broader disruptions may cause the release of private shareholder information or confidential fund information, interfere with the processing of shareholder transactions, impact the ability to calculate the fund's net asset value and impede trading). Market events and disruptions also may trigger a volume of transactions that overloads current information technology and communication systems and processes, impacting the ability to conduct the fund's operations.

While the fund and its service providers or index provider may establish business continuity and other plans and processes that seek to address the possibility of and fallout from cyber-attacks, disruptions or failures, there are inherent limitations in such plans and systems, including that they do not apply to third parties, such as fund

counterparties, issuers of securities held by the fund or other market participants, as well as the possibility that certain risks have not been identified or that unknown threats may emerge in the future and there is no assurance that such plans and processes will be effective. Among other situations, disruptions (for example, pandemics or health crises) that cause prolonged periods of remote work or significant employee absences at the fund's service providers or index provider could impact the ability to conduct the fund's operations. In addition, the fund cannot directly control any cybersecurity plans and systems put in place by its service providers, index provider, fund counterparties, issuers of securities held by the fund or other market participants.

Cyber-attacks may include unauthorized attempts by third parties to improperly access, modify, disrupt the operations of, or prevent access to the systems of the fund's service providers, index provider or counterparties, issuers of securities held by the fund or other market participants or data within them. In addition, power or communications outages, acts of god, information technology equipment malfunctions, operational errors, and inaccuracies within software or data processing systems may also disrupt business operations or impact critical data.

Cyber-attacks, disruptions, or failures may adversely affect the fund and its shareholders or cause reputational damage and subject the fund to regulatory fines, litigation costs, penalties or financial losses, reimbursement or other compensation costs, and/or additional compliance costs. In addition, cyber-attacks, disruptions, or failures involving a fund counterparty could affect such counterparty's ability to meet its obligations to the fund, which may result in losses to the fund and its shareholders. Similar types of operational and technology risks are also present for issuers of securities held by the fund, which could have material adverse consequences for such issuers, and may cause the fund's investments to lose value. Furthermore, as a result of cyber-attacks, disruptions, or failures, an exchange or market may close or issue trading halts on specific securities or the entire market, which may result in the fund being, among other things, unable to buy or sell certain securities or financial instruments or unable to accurately price its investments.

For example, the fund relies on various sources to calculate its NAV. Therefore, the fund is subject to certain operational risks associated with reliance on third party service providers and data sources. NAV calculation may be impacted by operational risks arising from factors such as failures in systems and technology. Such failures may result in delays in the calculation of the fund's NAV and/or the inability to calculate NAV over extended time periods. The fund may be unable to recover any losses associated with such failures.

**Authorized Participant concentration risk.** The fund may have a limited number of financial institutions that may act as Authorized Participants ("APs"). Only APs who have

entered into agreements with the fund's distributor may engage in creation or redemption transactions directly with the fund (as described in the section of this Prospectus entitled "Buying and Selling Shares"). If those APs exit the business or are unable to process creation and/or redemption orders, (including in situations where APs have limited or diminished access to capital required to post collateral) and no other AP is able to step forward to create and redeem in either of these cases, shares may trade at a discount to NAV like closed-end fund shares and may even face delisting (that is, investors would no longer be able to trade shares in the secondary market).

**Non-diversification risk.** At any given time, due to the composition of the Underlying Index, the fund may be classified as "non-diversified" and may invest a larger percentage of its assets in securities of a few issuers or a single issuer than that of a diversified fund. As a result, the fund may be more susceptible to the risks associated with these particular issuers, or to a single economic, political or regulatory occurrence affecting these issuers. This may increase the fund's volatility and cause the performance of a relatively smaller number of issuers to have a greater impact on the fund's performance.

**Derivatives risk.** Derivatives involve risks different from, and possibly greater than, the risks associated with investing directly in securities and other more traditional investments. Risks associated with derivatives may include the risk that the derivative is not well correlated with the underlying asset, security, index or currency to which it relates; the risk that derivatives may result in losses or missed opportunities; the risk that the fund will be unable to sell the derivative because of an illiquid secondary market; the risk that a counterparty is unwilling or unable to meet its obligation, which risk may be heightened in derivative transactions entered into "over-the-counter" (i.e., not on an exchange or contract market); and the risk that the derivative transaction could expose the fund to the effects of leverage, which could increase the fund's exposure to the market and magnify potential losses.

There is no guarantee that derivatives, to the extent employed, will have the intended effect, and their use could cause lower returns or even losses to the fund. The use of derivatives by the fund to hedge risk may reduce the opportunity for gain by offsetting the positive effect of favorable price movements.

**Futures risk.** The value of a futures contract tends to increase and decrease in tandem with the value of the underlying instrument. Depending on the terms of the particular contract, futures contracts are settled through either physical delivery of the underlying instrument on the settlement date or by payment of a cash settlement amount on the settlement date. A decision as to whether, when and how to use futures involves the exercise of skill and judgment and even a well-conceived futures transaction may be unsuccessful because of market behavior or

unexpected events. In addition to the derivatives risks discussed above, the prices of futures can be highly volatile, using futures can lower total return and the potential loss from futures can exceed the fund's initial investment in such contracts.

**Counterparty risk.** A financial institution or other counterparty with whom the fund does business, or that underwrites, distributes or guarantees any investments or contracts that the fund owns or is otherwise exposed to, may decline in financial health and become unable to honor its commitments. This could cause losses for the fund or could delay the return or delivery of collateral or other assets to the fund.

**Securities lending risk.** Securities lending involves the risk that the fund may lose money because the borrower of the loaned securities fails to return the securities in a timely manner or at all. A delay in the recovery of loaned securities could interfere with the fund's ability to vote proxies or settle transactions. Delayed settlement may limit the ability of the fund to reinvest the proceeds of a sale of securities or prevent the fund from selling securities at times that may be appropriate to track the Underlying Index. The fund could also lose money in the event of a decline in the value of the collateral provided for the loaned securities, or a decline in the value of any investments made with cash collateral or even a loss of rights in the collateral should the borrower of the securities fail financially while holding the securities.

## OTHER POLICIES AND RISKS

While the previous pages describe the main points of each fund's strategy and risks, there are a few other matters to know about:

- Each of the policies described herein, including the investment objective and 80% investment policy of each fund, constitutes a non-fundamental policy that may be changed by the Board without shareholder approval. Each fund's 80% investment policy requires 60 days' prior written notice to shareholders before it can be changed. Certain fundamental policies of each fund which can only be changed with shareholder approval are set forth in the SAI. Any major changes to a fund could result in significant portfolio turnover and/or significant redemptions from the fund which could raise transaction costs and could result in increased taxable distributions to shareholders and distributions that would be taxable to shareholders at higher federal income tax rates.
- Because each fund seeks to track its Underlying Index, no fund invests defensively and each fund will not invest in money market instruments or other short-term investments as part of a temporary defensive strategy to protect against potential market declines.
- Each fund may borrow money from a bank up to a limit of 10% of the value of its assets, but only for temporary or emergency purposes.

- Secondary market trading in fund shares may be halted by a stock exchange because of market conditions or other reasons. In addition, trading in fund shares on a stock exchange or in any market may be subject to trading halts caused by extraordinary market volatility pursuant to "circuit breaker" rules on the exchange or market. If a trading halt or unanticipated early closing of a stock exchange occurs, a shareholder may be unable to purchase or sell shares of each fund. There can be no assurance that the requirements necessary to maintain the listing or trading of fund shares will continue to be met or will remain unchanged or that shares will trade with any volume, or at all, in any secondary market. As with all other exchange traded securities, shares may be sold short and may experience increased volatility and price decreases associated with such trading activity.
- From time to time a third party, the Advisor and/or its affiliates may invest in a fund and hold its investment for a specific period of time in order for a fund to achieve size or scale. There can be no assurance that any such entity would not redeem its investment or that the size of a fund would be maintained at such levels. In order to comply with applicable law, it is possible that the Advisor or its affiliates, to the extent they are invested in a fund, may be required to redeem some or all of their ownership interests in a fund prematurely or at an inopportune time.
- From time to time, a fund may have a concentration of shareholder accounts holding a significant percentage of shares outstanding. Investment activities of these shareholders could have a material impact on a fund. For example, a fund may be used as an underlying investment for other registered investment companies.

## Portfolio Holdings Information

A description of DBX ETF Trust's ("Trust") policies and procedures with respect to the disclosure of each fund's portfolio securities is available in each fund's SAI. The holdings of each fund can be found at Xtrackers.com. Fund fact sheets provide information regarding each fund's top holdings and may be requested by calling 1-844-851-4255.

## WHO MANAGES AND OVERSEES THE FUNDS

### The Investment Advisor

DBX Advisors LLC ("Advisor"), with headquarters at 875 Third Avenue, New York, NY 10022, is the investment advisor for each fund. Under the oversight of the Board, the Advisor makes the investment decisions, buys and sells securities for each fund.

The Advisor is an indirect, wholly-owned subsidiary of DWS Group GmbH & Co. KGaA ("DWS Group"), a separate, publicly-listed financial services firm that is an indirect, majority-owned subsidiary of Deutsche Bank AG.

Founded in 2010, the Advisor managed approximately \$28.9 billion in 42 operational exchange-traded funds, as of November 30, 2025.

DWS represents the asset management activities conducted by DWS Group or any of its subsidiaries, including the Advisor and other affiliated investment advisors.

DWS is a global organization that offers a wide range of investing expertise and resources, including hundreds of portfolio managers and analysts and an office network that reaches the world's major investment centers. This well-resourced global investment platform brings together a wide variety of experience and investment insight across industries, regions, asset classes and investing styles.

The Advisor may utilize the resources of its global investment platform to provide investment management services through branch offices or affiliates located outside the US. In some cases, the Advisor may also utilize its branch offices or affiliates located in the US or outside the US to perform certain services, such as trade execution, trade matching and settlement, or various administrative, back-office or other services. To the extent services are performed outside the US, such activity may be subject to both US and foreign regulation. It is possible that the jurisdiction in which the Advisor or its affiliate performs such services may impose restrictions or limitations on portfolio transactions that are different from, and in addition to, those in the US.

**Management Fee.** Under the Investment Advisory Agreement, the Advisor is responsible for substantially all expenses of each fund, including the cost of transfer agency, custody, fund administration, compensation paid to the Independent Board Members, legal, audit and other services, except for the fee payments to the Advisor under the Investment Advisory Agreement (also known as a "unitary advisory fee"), interest expense, acquired fund fees and expenses, taxes, brokerage expenses, distribution fees or expenses (if any), litigation expenses and other extraordinary expenses.

For its services to each fund, during the most recent fiscal year, the Advisor received aggregate unitary advisory fees at the following annual rates as a percentage of each fund's average daily net assets.

Fund Name	Fee Paid
Xtrackers FTSE Developed ex US Multifactor ETF	0.24%
Xtrackers Russell US Multifactor ETF	0.17%
Xtrackers Russell 1000 US Quality at a Reasonable Price ETF	0.19%

A discussion regarding the basis for the Board's approval of each fund's Investment Advisory Agreement is contained in the most recent annual financial statements

and other information report for the annual period ended August 31. For information on how to obtain this report and other fund reports, see the back cover.

**Multi-Manager Structure.** The Advisor and the Trust may rely on an exemptive order (the "Order") from the SEC that permits the Advisor to enter into investment sub-advisory agreements with unaffiliated and affiliated subadvisors without obtaining shareholder approval. The Advisor, subject to the review and approval of the Board, selects subadvisors for each fund and supervises, monitors and evaluates the performance of the subadvisor.

The Order also permits the Advisor, subject to the approval of the Board, to replace subadvisors and amend investment subadvisory agreements, including fees, without shareholder approval whenever the Advisor and the Board believe such action will benefit a fund and its shareholders. The Advisor thus has the ultimate responsibility (subject to the ultimate oversight of the Board) to recommend the hiring and replacement of subadvisors as well as the discretion to terminate any subadvisor and reallocate a fund's assets for management among any other subadvisor(s) and itself. This means that the Advisor is able to reduce the subadvisory fees and retain a larger portion of the management fee, or increase the subadvisory fees and retain a smaller portion of the management fee. Pursuant to the Order, the Advisor is not required to disclose its contractual fee arrangements with any subadvisor. The Advisor compensates a subadvisor out of its management fee.

## MANAGEMENT

### Xtrackers FTSE Developed ex US Multifactor ETF

The following Portfolio Managers are jointly and primarily responsible for the day-to-day management of the fund. Each Portfolio Manager functions as a member of a portfolio management team.

**Patrick Dwyer, Vice President of DBX Advisors LLC, Director and Senior Portfolio Engineer & Team Lead, Xtrackers, of DWS Investment Management Americas, Inc.** Portfolio Manager of the fund. Began managing the fund in 2016.

- Joined DWS in 2016 with 16 years of industry experience. Prior to joining DWS, he was the head of Northern Trust's Equity Index, ETF, and Overlay portfolio management team in Chicago, managing portfolios for North American based clients. His time at Northern Trust included working in New York, Chicago, and in Hong Kong building a portfolio management desk. Prior to joining Northern Trust in 2003, he participated in the Deutsche Asset Management graduate training program. He rotated through the domestic fixed income and US structured equity fund management groups.
- Lead Equity Portfolio Manager, US Passive Equities: New York.
- BS in Finance, Rutgers University.

**Shlomo Bassous, Vice President of DBX Advisors LLC, Director and Senior Portfolio Engineer, Xtrackers, of DWS Investment Management Americas, Inc.** Portfolio Manager of the fund. Began managing the fund in 2017.

- Joined DWS in 2017 with 12 years of industry experience. Prior to joining DWS, he served as Portfolio Manager at Northern Trust Asset Management where he managed equity portfolios across a variety of global benchmarks. While at Northern Trust, he spent several years in Chicago, London and Hong Kong where he managed portfolios on behalf of institutional clients in North America, Europe, the Middle East and Asia. Before joining Northern Trust in 2007, he worked at The Bank of New York Mellon and Morgan Stanley in a variety of roles supporting equity trading and portfolio management.
- Portfolio Manager for Equities, Passive Asset Management: New York.
- BS in Finance, Sy Syms School of Business, Yeshiva University.

**Ashif Shaikh, Vice President of DBX Advisors LLC, Vice President and Portfolio Engineer, Xtrackers, of DWS Investment Management Americas, Inc.** Portfolio Manager of the fund. Began managing the fund in 2022.

- Joined DWS in 2008 with six years of industry experience. Prior to joining DWS, Mr. Shaikh served in operations and technology roles at UBS and Prudential Financial.
- Portfolio Engineer, Xtrackers: New York.
- BS in Management Information Systems, New Jersey Institute of Technology; MBA, Rutgers University.

**Daniel Park, Vice President of DBX Advisors LLC, Vice President and Portfolio Engineer, Xtrackers, of DWS Investment Management Americas, Inc.** Portfolio Manager of the fund. Began managing the fund in 2024.

- Joined DWS in 2014. Prior to managing the fund, he served as a Portfolio Manager on DWS's Multi-Asset Solutions team.
- Portfolio Engineer, Xtrackers: New York.
- BA in Economics, University of Bonn; MSc in International Business, Maastricht University.

#### **Xtrackers Russell US Multifactor ETF**

The following Portfolio Managers are jointly and primarily responsible for the day-to-day management of the fund. Each Portfolio Manager functions as a member of a portfolio management team.

**Patrick Dwyer, Vice President of DBX Advisors LLC, Director and Senior Portfolio Engineer & Team Lead, Xtrackers, of DWS Investment Management Americas, Inc.** Portfolio Manager of the fund. Began managing the fund in 2016.

- Joined DWS in 2016 with 16 years of industry experience. Prior to joining DWS, he was the head of Northern Trust's Equity Index, ETF, and Overlay portfolio management team in Chicago, managing portfolios for North American based clients. His time at Northern Trust included working in New York, Chicago, and in Hong Kong building a portfolio management desk. Prior to joining Northern Trust in 2003, he participated in the Deutsche Asset Management graduate training program. He rotated through the domestic fixed income and US structured equity fund management groups.
- Lead Equity Portfolio Manager, US Passive Equities: New York.
- BS in Finance, Rutgers University.

**Shlomo Bassous, Vice President of DBX Advisors LLC, Director and Senior Portfolio Engineer, Xtrackers, of DWS Investment Management Americas, Inc.** Portfolio Manager of the fund. Began managing the fund in 2017.

- Joined DWS in 2017 with 12 years of industry experience. Prior to joining DWS, he served as Portfolio Manager at Northern Trust Asset Management where he managed equity portfolios across a variety of global benchmarks. While at Northern Trust, he spent several years in Chicago, London and Hong Kong where he managed portfolios on behalf of institutional clients in North America, Europe, the Middle East and Asia. Before joining Northern Trust in 2007, he worked at The Bank of New York Mellon and Morgan Stanley in a variety of roles supporting equity trading and portfolio management.
- Portfolio Manager for Equities, Passive Asset Management: New York.
- BS in Finance, Sy Syms School of Business, Yeshiva University.

**Ashif Shaikh, Vice President of DBX Advisors LLC, Vice President and Portfolio Engineer, Xtrackers, of DWS Investment Management Americas, Inc.** Portfolio Manager of the fund. Began managing the fund in 2022.

- Joined DWS in 2008 with six years of industry experience. Prior to joining DWS, Mr. Shaikh served in operations and technology roles at UBS and Prudential Financial.
- Portfolio Engineer, Xtrackers: New York.
- BS in Management Information Systems, New Jersey Institute of Technology; MBA, Rutgers University.

**Daniel Park, Vice President of DBX Advisors LLC, Vice President and Portfolio Engineer, Xtrackers, of DWS Investment Management Americas, Inc.** Portfolio Manager of the fund. Began managing the fund in 2024.

- Joined DWS in 2014. Prior to managing the fund, he served as a Portfolio Manager on DWS's Multi-Asset Solutions team.
- Portfolio Engineer, Xtrackers: New York.
- BA in Economics, University of Bonn; MSc in International Business, Maastricht University.

**Xtrackers Russell 1000 US Quality at a Reasonable Price ETF**

The following Portfolio Managers are jointly and primarily responsible for the day-to-day management of the fund. Each Portfolio Manager functions as a member of a portfolio management team.

**Patrick Dwyer, Vice President of DBX Advisors LLC, Director and Senior Portfolio Engineer & Team Lead, Xtrackers, of DWS Investment Management Americas, Inc.** Portfolio Manager of the fund. Began managing the fund in 2018.

- Joined DWS in 2016 with 16 years of industry experience. Prior to joining DWS, he was the head of Northern Trust's Equity Index, ETF, and Overlay portfolio management team in Chicago, managing portfolios for North American based clients. His time at Northern Trust included working in New York, Chicago, and in Hong Kong building a portfolio management desk. Prior to joining Northern Trust in 2003, he participated in the Deutsche Asset Management graduate training program. He rotated through the domestic fixed income and US structured equity fund management groups.
- Lead Equity Portfolio Manager, US Passive Equities: New York.
- BS in Finance, Rutgers University.

**Shlomo Bassous, Vice President of DBX Advisors LLC, Director and Senior Portfolio Engineer, Xtrackers, of DWS Investment Management Americas, Inc.** Portfolio Manager of the fund. Began managing the fund in 2018.

- Joined DWS in 2017 with 12 years of industry experience. Prior to joining DWS, he served as Portfolio Manager at Northern Trust Asset Management where he managed equity portfolios across a variety of global benchmarks. While at Northern Trust, he spent several years in Chicago, London and Hong Kong where he managed portfolios on behalf of institutional clients in North America, Europe, the Middle East and Asia. Before joining Northern Trust in 2007, he worked at The Bank of New York Mellon and Morgan Stanley in a variety of roles supporting equity trading and portfolio management.
- Portfolio Manager for Equities, Passive Asset Management: New York.
- BS in Finance, Sy Syms School of Business, Yeshiva University.

**Ashif Shaikh, Vice President of DBX Advisors LLC, Vice President and Portfolio Engineer, Xtrackers, of DWS Investment Management Americas, Inc.** Portfolio Manager of the fund. Began managing the fund in 2022.

- Joined DWS in 2008 with six years of industry experience. Prior to joining DWS, Mr. Shaikh served in operations and technology roles at UBS and Prudential Financial.
- Portfolio Engineer, Xtrackers: New York.
- BS in Management Information Systems, New Jersey Institute of Technology; MBA, Rutgers University.

**Daniel Park, Vice President of DBX Advisors LLC, Vice President and Portfolio Engineer, Xtrackers, of DWS Investment Management Americas, Inc.** Portfolio Manager of the fund. Began managing the fund in 2024.

- Joined DWS in 2014. Prior to managing the fund, he served as a Portfolio Manager on DWS's Multi-Asset Solutions team.
- Portfolio Engineer, Xtrackers: New York.
- BA in Economics, University of Bonn; MSc in International Business, Maastricht University.

Each fund's Statement of Additional Information provides additional information about a portfolio manager's investments in each fund, a description of the portfolio management compensation structure and information regarding other accounts managed.

## Investing in the Funds

*Additional shareholder information, including how to buy and sell shares of a fund, is available free of charge by calling toll-free: 1-844-851-4255 or visiting our website at [Xtrackers.com](http://Xtrackers.com).*

### BUYING AND SELLING SHARES

Shares of a fund are listed for trading on a national securities exchange during the trading day. Shares can be bought and sold throughout the trading day at market prices like shares of other publicly-traded companies. The Trust does not impose any minimum investment for shares of a fund purchased on an exchange. Buying or selling fund shares involves two types of costs that may apply to all securities transactions. When buying or selling shares of a fund through a broker, you will likely incur a brokerage commission or other charges determined by your broker. In addition, you may incur the cost of the “spread” – that is, any difference between the bid price and the ask price. The commission is frequently a fixed amount and may be a significant proportional cost for investors seeking to buy or sell small amounts of shares. The spread varies over time for shares of a fund based on its trading volume and market liquidity, and is generally lower if a fund has a lot of trading volume and market liquidity and higher if a fund has little trading volume and market liquidity.

Shares of a fund may be acquired or redeemed directly from a fund only in Creation Units or multiples thereof, as discussed in the section of this Prospectus entitled “Creations and Redemptions.” Only an AP may engage in creation or redemption transactions directly with a fund. Once created, shares of a fund generally trade in the secondary market in amounts less than a Creation Unit.

The Board has evaluated the risks of market timing activities by a fund’s shareholders. The Board noted that shares of a fund can only be purchased and redeemed directly from the fund in Creation Units by APs and that the vast majority of trading in a fund’s shares occurs on the secondary market. Because the secondary market trades do not involve a fund directly, it is unlikely those trades would cause many of the harmful effects of market timing, including dilution, disruption of portfolio management, increases in a fund’s trading costs and the realization of capital gains. With regard to the purchase or redemption of Creation Units directly with a fund, to the extent effected

in-kind (i.e., for securities), such trades do not cause any of the harmful effects (as previously noted) that may result from frequent cash trades. To the extent trades are effected in whole or in part in cash, the Board noted that such trades could result in dilution to a fund and increased transaction costs, which could negatively impact a fund’s ability to achieve its investment objective. However, the Board noted that direct trading by APs is critical to ensuring that a fund’s shares trade at or close to NAV. In addition, a fund imposes both fixed and variable transaction fees on purchases and redemptions of fund shares to cover the custodial and other costs incurred by a fund in effecting trades. These fees increase if an investor substitutes cash in part or in whole for securities, reflecting the fact that a fund’s trading costs increase in those circumstances. Given this structure, the Board determined that with respect to a fund it is not necessary to adopt policies and procedures to detect and deter market timing of a fund’s shares.

Investments in a fund by other registered investment companies are subject to certain limitations imposed by the Investment Company Act of 1940, as amended (the “1940 Act”). Such registered investment companies may invest in a fund beyond the applicable limitations imposed by the 1940 Act pursuant to the terms and conditions of a rule enacted by the SEC, which includes a requirement that such registered investment companies enter into an agreement with the Trust.

Shares of a fund trade on the exchange and under the ticker symbol as shown in the table below.

Fund name	Ticker Symbol	Stock Exchange
Xtrackers FTSE Developed ex US Multifactor ETF	DEEF	NYSE Arca, Inc.
Xtrackers Russell US Multifactor ETF	DEUS	NYSE Arca, Inc.
Xtrackers Russell 1000 US Quality at a Reasonable Price ETF	QARP	NYSE Arca, Inc.

## Book Entry

Shares of a fund are held in book-entry form, which means that no stock certificates are issued. The Depository Trust Company (“DTC”) or its nominee is the record owner of all outstanding shares of a fund and is recognized as the owner of all shares for all purposes.

Investors owning shares of a fund are beneficial owners as shown on the records of DTC or its participants. DTC serves as the securities depository for shares of a fund. DTC participants include securities brokers and dealers, banks, trust companies, clearing corporations and other institutions that directly or indirectly maintain a custodial relationship with DTC. As a beneficial owner of shares, you are not entitled to receive physical delivery of stock certificates or to have shares registered in your name, and you are not considered a registered owner of shares. Therefore, to exercise any right as an owner of shares, you must rely upon the procedures of DTC and its participants. These procedures are the same as those that apply to any other securities that you hold in book-entry or “street name” form.

## Share Prices

The trading prices of a fund’s shares in the secondary market generally differ from a fund’s daily NAV per share and are affected by market forces such as supply and demand, economic conditions and other factors. Information regarding the intraday value of shares of a fund, also known as the “indicative optimized portfolio value” (“IOPV”), is disseminated every 15 seconds throughout the trading day by the national securities exchange on which a fund’s shares are listed or by market data vendors or other information providers. The IOPV is based on the current market value of the securities and/or cash required to be deposited in exchange for a Creation Unit. The IOPV does not necessarily reflect the precise composition of the current portfolio of securities held by a fund at a particular point in time nor the best possible valuation of the current portfolio. Therefore, the IOPV should not be viewed as a “real-time” update of the NAV, which is computed only once a day. The IOPV is generally determined by using both current market quotations and/or price quotations obtained from broker-dealers that may trade in the portfolio securities held by a fund. The quotations of certain fund holdings may not be updated during US trading hours if such holdings do not trade in the US. Each fund is not involved in, or responsible for, the calculation or dissemination of the IOPV and makes no representation or warranty as to its accuracy.

## Determination of Net Asset Value

The NAV of each fund is generally determined once daily Monday through Friday as of the regularly scheduled close of business of the New York Stock Exchange (“NYSE”) (normally 4:00 p.m., Eastern time) on each day that the NYSE is open for trading, provided that (a) any fund assets or liabilities denominated in currencies other than the US

dollar are translated into US dollars at the prevailing market rates on the date of valuation as quoted by one or more data service providers (as detailed below) and (b) US fixed-income assets may be valued as of the announced closing time for trading in fixed-income instruments in a particular market or exchange. NAV is calculated by deducting all of the fund’s liabilities from the total value of its assets and dividing the result by the number of shares outstanding, rounding to the nearest cent. All valuations are subject to review by the Trust’s Board or its delegate.

The Trust’s Board has designated the Advisor as the valuation designee for the fund pursuant to Rule 2a-5 under the 1940 Act. The Advisor’s Pricing Committee typically values securities using readily available market quotations or prices supplied by independent pricing services (which are considered fair values under Rule 2a-5).

The Advisor has adopted and the Trust’s Board has approved fair valuation procedures for the funds. Under these fair valuation procedures, the Advisor provides methodologies for fair valuing securities when pricing service prices or market quotations are not readily available, including when a security’s value or a meaningful portion of the value of a fund’s portfolio is believed to have been materially affected by a significant event such as a natural disaster, an economic event like a bankruptcy filing, or a substantial fluctuation in domestic or foreign markets that has occurred between the close of the exchange or market on which the security is principally traded (for example, a foreign exchange or market) and the close of the New York Stock Exchange. In such a case, a fund’s value for a security is likely to be different from the last quoted market price or pricing service prices. Due to the subjective and variable nature of fair value pricing, it is possible that the value determined for a particular asset may be materially different from the value realized upon such asset’s sale. In addition, fair value pricing could result in a difference between the prices used to calculate a fund’s NAV and the prices used by the fund’s Underlying Index. This may adversely affect a fund’s ability to track its Underlying Index. With respect to securities that are primarily listed on foreign exchanges, the value of a fund’s portfolio securities may change on days when you will not be able to purchase or sell your shares.

With respect to Xtrackers FTSE Developed ex US Multi-factor ETF, as the respective international local markets close, the market value of the deposit securities will continue to be updated for foreign exchange rates for the remainder of the US trading day at the prescribed 15 second intervals. With respect to Xtrackers FTSE Developed ex US Multifactor ETF, foreign currency exchange rates with respect to the fund’s non-US securities are generally determined as of 4:00 p.m., London time. Generally, trading in non-US securities, US government securities, money market instruments and certain fixed-income securities is substantially completed each day at various times prior to the close of business on the NYSE. The values of such securities used in computing the NAV

of Xtrackers FTSE Developed ex US Multifactor ETF are determined as of such earlier times. The value of Xtrackers FTSE Developed ex US Multifactor ETF's Underlying Index will not be calculated and disseminated intra-day. The value and return of Xtrackers FTSE Developed ex US Multifactor ETF's Underlying Index is calculated once each trading day by the Index Provider based on prices received from the respective international local markets. In addition, with respect to Xtrackers FTSE Developed ex US Multifactor ETF, the value of assets or liabilities denominated in non-US currencies will be converted into US dollars using prevailing market rates on the date of the valuation as quoted by one or more data service providers. Use of a rate different from the rate used by the Index Provider (to the extent the Index Provider calculates a US dollar value for the Underlying Index) may adversely affect the fund's ability to track its Underlying Index.

## CREATIONS AND REDEMPTIONS

Prior to trading in the secondary market, shares of the funds are "created" at NAV by market makers, large investors and institutions only in block-size Creation Units of 50,000 (25,000 for Xtrackers Russell 1000 US Quality at a Reasonable Price ETF) shares or multiples thereof ("Creation Units"). The size of a Creation Unit will be subject to change. Each "creator" or AP (which must be a DTC participant) enters into an authorized participant agreement ("Authorized Participant Agreement") with the funds' distributor, ALPS Distributors, Inc. (the "Distributor"), subject to acceptance by the Transfer Agent. Only an AP may create or redeem Creation Units. Creation Units generally are issued and redeemed in exchange for a specific basket of securities approximating the holdings of a fund and a designated amount of cash. Each fund may pay out a portion of its redemption proceeds in cash rather than through the in-kind delivery of portfolio securities. Except when aggregated in Creation Units, shares are not redeemable by a fund. The prices at which creations and redemptions occur are based on the next calculation of NAV after an order is received in a form described in the Authorized Participant Agreement.

Additional information about the procedures regarding creation and redemption of Creation Units (including the cut-off times for receipt of creation and redemption orders) is included in the SAI.

Each fund intends to comply with the US federal securities laws in accepting securities for deposits and satisfying redemptions with redemption securities, including that the securities accepted for deposits and the securities used to satisfy redemption requests will be sold in transactions that would be exempt from registration under the Securities Act of 1933, as amended ("1933 Act"). Further, an AP that is not a "qualified institutional buyer," as such term is defined under Rule 144A under the 1933 Act, will not be able to receive fund securities that are restricted securities eligible for resale under Rule 144A.

## Authorized Participants and the Continuous Offering of Shares

Because new shares may be created and issued on an ongoing basis, at any point during the life of a fund a "distribution," as such term is used in the 1933 Act, may be occurring. Broker-dealers and other persons are cautioned that some activities on their part may, depending on the circumstances, result in their being deemed participants in a distribution in a manner that could render them statutory underwriters and subject to the prospectus delivery and liability provisions of the 1933 Act. Any determination of whether one is an underwriter must take into account all the relevant facts and circumstances of each particular case.

Broker-dealers should also note that dealers who are not "underwriters" but are participating in a distribution (as contrasted to ordinary secondary transactions), and thus dealing with shares that are part of an "unsold allotment" within the meaning of Section 4(a)(3)(C) of the 1933 Act, would be unable to take advantage of the prospectus delivery exemption provided by Section 4(a)(3) of the 1933 Act. For delivery of prospectuses to exchange members, the prospectus delivery mechanism of Rule 153 under the 1933 Act is available only with respect to transactions on a national securities exchange.

Certain affiliates of a fund and the Advisor may purchase and resell fund shares pursuant to this Prospectus.

## Transaction Fees

APs are charged standard creation and redemption transaction fees to offset transfer and other transaction costs associated with the issuance and redemption of Creation Units. Purchasers and redeemers of Creation Units for cash are required to pay an additional variable charge (up to a maximum of 2% for redemptions, including the standard redemption fee) to compensate for brokerage and market impact expenses. The standard creation and redemption transaction fee for each fund is set forth in the table below. The maximum redemption fee, as a percentage of the amount redeemed, is 2%.

Fund Name	Fee
Xtrackers FTSE Developed ex US Multifactor ETF	\$3,000
Xtrackers Russell US Multifactor ETF	\$1,000
Xtrackers Russell 1000 US Quality at a Reasonable Price ETF <sup>(1)</sup>	\$ 0

<sup>(1)</sup> Currently, the standard and maximum transaction fees for the creation or redemption of a Creation Unit of the fund are paid by the fund's Advisor. As such, the standard and maximum transaction fees for the creation or redemption of a Creation Unit of Xtrackers Russell 1000 US Quality at a Reasonable Price ETF are reduced from \$850 to \$0. The Advisor reserves the right to amend or discontinue this subsidy upon supplement to the fund's prospectus.

If a purchase or redemption consists of a cash portion and a fund places a brokerage transaction to purchase portfolio securities with an AP (or an affiliated or unaffiliated broker-dealer that is engaged through the AP), the AP may be required, in its capacity as broker-dealer with respect to that transaction, to cover certain brokerage, tax, foreign exchange, execution, and price movement costs through an execution performance guarantee, as described in the SAI.

## **DIVIDENDS AND DISTRIBUTIONS**

*General Policies.* Dividends from net investment income, if any, are generally declared and paid quarterly by each fund. Distributions of net capital gains, if any, generally are declared and paid once a year, but the Trust may make distributions on a more frequent basis for a fund. The Trust reserves the right to declare special distributions if, in its reasonable discretion, such action is necessary or advisable to preserve a fund's status as a regulated investment company ("RIC") or to avoid imposition of income or excise taxes on undistributed income or gains.

Dividends and other distributions on shares of a fund are distributed on a pro rata basis to beneficial owners of such shares. Dividend payments are made through DTC participants and indirect participants to beneficial owners as of the record date with proceeds received from a fund.

*Dividend Reinvestment Service.* No dividend reinvestment service is provided by the Trust. Broker-dealers may make available the DTC book-entry Dividend Reinvestment Service for use by beneficial owners of a fund for reinvestment of their dividend distributions. Beneficial owners should contact their broker to determine the availability and costs of the service and the details of participation therein. Brokers may require beneficial owners to adhere to specific procedures and timetables. If this service is available and used, dividend distributions of both income and realized gains will be automatically reinvested in additional whole shares of a fund purchased in the secondary market. Taxable dividend distributions will be subject to US federal income tax whether received in cash or reinvested in additional shares.

## **TAXES**

As with any investment, you should consider how your investment in shares of a fund will be taxed. The US federal income tax information in this Prospectus is provided as general information only. You should consult your own tax professional about the tax consequences of an investment in shares of a fund.

Unless your investment in fund shares is made through a tax-exempt entity or tax-advantaged retirement account, such as an IRA, you need to be aware of the possible tax consequences when a fund makes distributions or you sell fund shares.

### **US Federal Income Tax on Distributions**

Distributions from a fund's net investment income (other than qualified dividend income), including distributions of income from securities lending and distributions out of the fund's net short-term capital gains, if any, are taxable to you as ordinary income for US federal income tax purposes. Distributions by a fund of net long-term capital gains in excess of net short-term capital losses (capital gain dividends) are taxable for US federal income tax purposes to non-corporate shareholders as long-term capital gains, regardless of how long the shareholders have held such fund's shares. Distributions by a fund of qualified dividend income that it receives are taxable to non-corporate shareholders at long-term capital gain rates. The maximum individual US federal income tax rate applicable to "qualified dividend income" and long-term capital gains is 20%. As discussed below, an additional 3.8% Medicare tax may also apply to certain non-corporate shareholders' distributions from a fund.

Non-corporate shareholders may be eligible to treat qualified dividend income received by a fund as qualified dividend income when distributed to the non-corporate shareholder if the shareholder satisfies certain holding period and other requirements. Generally, qualified dividend income includes dividend income from taxable US corporations and qualified non-US corporations, provided that a fund satisfies certain holding period and other requirements in respect of the stock of such corporations and has not hedged its position in the stock in certain ways. For this purpose, a qualified non-US corporation means any non-US corporation that is incorporated in a possession of the United States or eligible for benefits under a comprehensive income tax treaty with the United States which includes an exchange of information program or if the stock with respect to which the dividend was paid is readily tradable on an established United States security market. The term excludes a corporation that is a passive foreign investment company.

For a dividend to be treated as qualified dividend income, the dividend must be received with respect to a share of stock held without being hedged by a fund, and to a share of the fund held without being hedged by the shareholder receiving the dividend, for 61 days during the 121-day period beginning on the date which is 60 days before the date on which such share becomes ex-dividend with respect to such dividend or in the case of certain preferred stock 91 days during the 181-day period beginning 90 days before such date.

A fund's use of derivatives, if any, may affect the amount, timing and character of distributions to shareholders and, therefore, may increase the amount of taxes payable by shareholders.

In general, your distributions are treated for US federal income tax purposes as received in the year during which they are paid. Certain distributions actually paid in January, however, may be treated as received and paid on December 31 of the prior year.

Distributions in excess of a fund's current and accumulated earnings and profits will, as to each shareholder, be treated for US federal income tax purposes as a tax-free return of capital to the extent of the shareholder's basis in his, hers or its shares of the fund, and generally as a capital gain thereafter. Because a return of capital distribution will reduce the shareholder's cost basis his, hers or its shares, a return of capital distribution may result in a higher capital gain or lower capital loss when those shares on which the distribution was received are sold.

The previous discussion applies to beneficial owners of shares of a fund that are "United States persons" under the Internal Revenue Code of 1986, as amended, other than partnerships and other than investors that are subject to special tax treatment (such as financial institutions, real estate investment trusts, RICs and retirement plans), except as otherwise specifically provided herein. If you are neither a resident nor a citizen of the United States or if you are a non-US entity, a fund's ordinary income dividends (including, in certain circumstances, distributions of net short-term capital gains) will generally be subject to a 30% US withholding tax, unless a lower treaty rate applies or unless such income is effectively connected with a US trade or business, provided that withholding tax will generally not apply to any gain or income recognized by a non-US shareholder in respect of any distributions of long-term capital gains or upon the sale or other disposition of shares of a fund unless the non-US shareholder is an individual who is present in the United States for 183 days or more during the taxable year.

Dividends and interest received by a fund with respect to non-US securities may give rise to withholding and other taxes imposed by non-US countries. Tax conventions between certain countries and the United States may reduce or eliminate such taxes. If more than 50% of the total value of a fund at the close of a year consists of stocks or securities in non-US corporations, the fund may for US federal income tax purposes "pass through" to you certain non-US income taxes (including withholding taxes) paid by the fund. This means that you would be considered to have received as additional gross income your share of such non-US taxes, but you may, in such case, be entitled to either a corresponding tax deduction or credit in calculating your US federal income tax, subject in both cases to certain limitations.

If you are a resident or a citizen of the United States, by law, back-up withholding (currently at a rate of 24%) will apply to your distributions and proceeds if you have not provided a taxpayer identification number or social security number and made other required certifications or if you are otherwise subject to back-up withholding.

### **US Federal Income Tax when Shares are Sold**

Currently, any capital gain or loss realized upon a sale of fund shares is generally treated as a long-term gain or loss if the shares have been held for more than one year. Any

capital gain or loss realized upon a sale of fund shares held for one year or less is generally treated as short-term gain or loss, except that any capital loss on the sale of shares held for six months or less is treated as long-term capital loss to the extent that capital gain dividends were paid (or treated as paid) with respect to such shares. Your ability to deduct capital losses may be limited.

### **Medicare Tax**

An additional 3.8% Medicare tax is imposed on certain net investment income (including ordinary dividends and capital gain distributions received from a fund and net gains from redemptions or other taxable dispositions of fund shares) of US individuals, estates and trusts to the extent that such person's "modified adjusted gross income" (in the case of an individual) or "adjusted gross income" (in the case of an estate or trust) exceeds certain threshold amounts.

*The foregoing discussion summarizes some of the consequences under current US federal income tax law of an investment in a fund. It is not a substitute for personal tax advice. You may also be subject to state, local and foreign taxation on fund distributions and sales of shares. Consult your personal tax advisor about the potential tax consequences of an investment in shares of a fund under all applicable tax laws.*

### **DISTRIBUTION**

The Distributor distributes Creation Units for each fund on an agency basis. The Distributor does not maintain a secondary market in shares of a fund. The Distributor has no role in determining the policies of a fund or the securities that are purchased or sold by a fund. The Distributor's principal address is 1290 Broadway, Suite 1000, Denver, Colorado 80203.

The Advisor and/or its affiliates may pay additional compensation, out of their own assets and not as an additional charge to a fund, to selected affiliated and unaffiliated brokers, dealers, participating insurance companies or other financial intermediaries ("financial representatives") in connection with the sale and/or distribution of fund shares or the retention and/or servicing of fund investors and fund shares ("revenue sharing"). For example, the Advisor and/or its affiliates may compensate financial representatives for providing a fund with "shelf space" or access to a third party platform or fund offering list or other marketing programs, including, without limitation, inclusion of a fund on preferred or recommended sales lists, fund "supermarket" platforms and other formal sales programs; granting the Advisor and/or its affiliates access to the financial representative's sales force; granting the Advisor and/or its affiliates access to the financial representative's conferences and meetings; assistance in training and educating the financial representative's personnel; and obtaining other forms of marketing support.

The level of revenue sharing payments made to financial representatives may be a fixed fee or based upon one or more of the following factors: gross sales, current assets and/or number of accounts of a fund attributable to the financial representative, the particular fund or fund type or other measures as agreed to by the Advisor and/or its affiliates and the financial representatives or any combination thereof. The amount of these revenue sharing payments is determined at the discretion of the Advisor and/or its affiliates from time to time, may be substantial, and may be different for different financial representatives based on, for example, the nature of the services provided by the financial representative.

Receipt of, or the prospect of receiving, additional compensation may influence your financial representative's recommendation of a fund. You should review your financial representative's compensation disclosure and/or talk to your financial representative to obtain more information on how this compensation may have influenced your financial representative's recommendation of the fund.

Additional information regarding these revenue sharing payments is included in a fund's Statement of Additional Information, which is available to you on request at no charge (see the back cover of this Prospectus for more information on how to request a copy of the Statement of Additional Information).

It is possible that broker-dealers that execute portfolio transactions for a fund will also sell shares of a fund to their customers. However, the Advisor will not consider the sale of fund shares as a factor in the selection of broker-dealers to execute portfolio transactions for a fund. Accordingly, the Advisor has implemented policies and procedures reasonably designed to prevent its traders from considering sales of fund shares as a factor in the selection of broker-dealers to execute portfolio transactions for a fund. In addition, the Advisor and/or its affiliates will not use fund brokerage to pay for their obligation to provide additional compensation to financial representatives as described above.

#### **PREMIUM/DISCOUNT INFORMATION**

Information regarding how often shares of each fund traded on NYSE Arca at a price above (i.e., at a premium) or below (i.e., at a discount) the NAV of each fund can be found at [Xtrackers.com](http://Xtrackers.com) (the website does not form a part of this prospectus).

## Financial Highlights

The financial highlights are designed to help you understand recent financial performance. The figures in the first part of each table are for a single share. The total return figures represent the percentage that an investor in a fund would have earned (or lost), assuming all dividends and distributions were reinvested. This information has been derived from the financial statements audited by Ernst & Young LLP, independent registered public accounting firm, whose report, along with each fund's financial statements, is included in each fund's Annual Financial Statements and Other Information Report (see "For More Information" on the back cover).

### Xtrackers FTSE Developed ex US Multifactor ETF

	Years Ended August 31,				
	2025	2024	2023	2022	2021
<b>Selected Per Share Data</b>					
Net Asset Value, beginning of year	\$31.01	\$27.42	\$25.39	\$ 32.88	\$27.84
Income (loss) from investment operations:					
Net investment income (loss)(a)	0.90	0.81	0.90	1.01	0.84
Net realized and unrealized gain (loss)	4.13	3.89	1.98	(7.37)	5.35
Total from investment operations	5.03	4.70	2.88	(6.36)	6.19
Less distributions from:					
Net investment income	(1.21)	(1.11)	(0.85)	(1.13)	(1.15)
Total from distributions	(1.21)	(1.11)	(0.85)	(1.13)	(1.15)
Net Asset Value, end of year	\$34.83	\$31.01	\$27.42	\$ 25.39	\$32.88
<b>Total Return (%)<sup>(b)</sup></b>	<b>16.76</b>	<b>17.65</b>	<b>11.59</b>	<b>(19.75)</b>	<b>22.69</b>
<b>Ratios to Average Net Assets and Supplemental Data</b>					
Net Assets, end of year (\$ millions)	52	56	60	66	71
Ratio of expenses before fee waiver (%)	0.24	0.34	0.35	0.35	0.35
Ratio of expenses after fee waiver (%)	0.24	0.24	0.24	0.24	0.24
Ratio of net investment income (loss) (%)	2.91	2.88	3.44	3.45	2.75
Portfolio turnover rate (%) <sup>(c)</sup>	47	51	52	56	53

(a) Based on average shares outstanding during the period.

(b) Total Return would have been lower if certain expenses had not been reimbursed by the Advisor.

(c) Portfolio turnover rate does not include securities received or delivered from processing creations or redemptions.

## Xtrackers Russell US Multifactor ETF

	Years Ended August 31,				
	2025	2024	2023	2022	2021
<b>Selected Per Share Data</b>					
Net Asset Value, beginning of year	\$54.04	\$44.99	\$41.63	\$46.33	\$34.84
Income (loss) from investment operations:					
Net investment income (loss)(a)	0.89	0.71	0.77	0.72	0.56
Net realized and unrealized gain (loss)	3.83	9.00	3.38	(4.76)	11.47
Total from investment operations	4.72	9.71	4.15	(4.04)	12.03
Less distributions from:					
Net investment income	(0.83)	(0.66)	(0.79)	(0.66)	(0.54)
Total from distributions	(0.83)	(0.66)	(0.79)	(0.66)	(0.54)
Net Asset Value, end of year	\$57.93	\$54.04	\$44.99	\$41.63	\$46.33
<b>Total Return (%)<sup>(b)</sup></b>	<b>8.87</b>	<b>21.78</b>	<b>10.12</b>	<b>(8.80)</b>	<b>34.85</b>
<b>Ratios to Average Net Assets and Supplemental Data</b>					
Net Assets, end of year (\$ millions)	185	168	135	146	206
Ratio of expenses before fee waiver (%)	0.17	0.17	0.17	0.17	0.17
Ratio of expenses after fee waiver (%)	0.17	0.17	0.17	0.17	0.17
Ratio of net investment income (loss) (%)	1.61	1.46	1.80	1.60	1.40
Portfolio turnover rate (%) <sup>(c)</sup>	35	41	44	38	39

(a) Based on average shares outstanding during the period.

(b) Total Return would have been lower if certain expenses had not been reimbursed by the Advisor.

(c) Portfolio turnover rate does not include securities received or delivered from processing creations or redemptions.

## Xtrackers Russell 1000 US Quality at a Reasonable Price ETF

	Years Ended August 31,				
	2025	2024	2023	2022	2021
<b>Selected Per Share Data</b>					
Net Asset Value, beginning of year	\$51.54	\$43.02	\$37.16	\$41.83	\$31.43
Income (loss) from investment operations:					
Net investment income (loss)(a)	0.68	0.68	0.61	0.53	0.52
Net realized and unrealized gain (loss)	4.55	8.48	5.85	(4.60)	10.44
Total from investment operations	5.23	9.16	6.46	(4.07)	10.96
Less distributions from:					
Net investment income	(0.71)	(0.64)	(0.60)	(0.60)	(0.56)
Total from distributions	(0.71)	(0.64)	(0.60)	(0.60)	(0.56)
Net Asset Value, end of year	\$56.06	\$51.54	\$43.02	\$37.16	\$41.83
<b>Total Return (%)<sup>(b)</sup></b>	<b>10.27</b>	<b>21.45</b>	<b>17.63</b>	<b>(9.84)</b>	<b>35.25</b>
<b>Ratios to Average Net Assets and Supplemental Data</b>					
Net Assets, end of year (\$ millions)	70	68	29	11	40
Ratio of expenses before fee waiver (%)	0.19	0.19	0.19	0.19	0.19
Ratio of expenses after fee waiver (%)	0.19	0.19	0.19	0.19	0.19
Ratio of net investment income (loss) (%)	1.29	1.47	1.55	1.29	1.51
Portfolio turnover rate (%) <sup>(c)</sup>	19	22	34	14	13

(a) Based on average shares outstanding during the period.

(b) Total Return would have been lower if certain expenses had not been reimbursed by the Advisor.

(c) Portfolio turnover rate does not include securities received or delivered from processing creations or redemptions.

## Appendix

### INDEX PROVIDERS AND LICENSES

FTSE International Limited (“FTSE”) and Frank Russell Company are the Index Providers for the funds. FTSE and Frank Russell Company are not affiliated with the Trust, the Advisor, The Bank of New York Mellon, the Distributor or any of their respective affiliates.

The Advisor has entered into a license agreement with each Index Provider to use each Underlying Index. All license fees are paid by the Advisor out of its own resources and not the assets of a fund.

### FTSE Russell Comprehensive Factor Indexes

The FTSE Russell Comprehensive Factor Indexes are calculated and maintained by FTSE International Limited (the “Index Provider” or “FTSE”) and Frank Russell Company (the “Index Provider” and collectively with FTSE, the “Index Providers”). The FTSE Russell Comprehensive Factor Indexes are comprised of the FTSE Comprehensive Factor Indexes and the Russell Comprehensive Factor Indexes, of which each fund’s Underlying Index is a part.

**Defining the Equity Universe.** FTSE begins with securities listed in countries in the FTSE All-World Index. All constituents of the FTSE All-World Index, as defined by the FTSE Global Equity Index Series, are eligible for inclusion in a FTSE Comprehensive Factor Index. Each company and its securities (*i.e.*, share classes) are classified in only one country, which allows for a distinctive sorting of each company by its respective country. All constituents of the Russell 1000 Index are eligible for the Russell 1000 Comprehensive Factor Index.

**Maintaining the FTSE Russell Comprehensive Factor Indexes.** The FTSE Comprehensive Factor Indexes are rebalanced semi-annually in March and September after the close of business on the third Friday of the review month. The FTSE Russell Comprehensive Factor Indexes are rebalanced semi-annually in June and December after the close of business on the third Friday of the review month.

The FTSE Global Factor Index Series, from which the FTSE Russell Comprehensive Factor Indexes are derived, is a suite of benchmarks designed to represent the performance of specific factor characteristics. The FTSE Global Factor Index Series includes, but is not limited to, the following single factors: Quality, Value, Momentum, Low Volatility and Size. Single factor indexes seek increased exposure to stocks within a starting universe that possess specific factor characteristics (*i.e.*, Momentum), thereby creating an index comprised of stocks demonstrating such factors. Similarly, multi-factor indexes, including the FTSE Russell Comprehensive Factor Indexes, seek increased exposure to stocks that possess multiple factors by selecting stocks from a starting universe that demonstrate each desired factor characteristic.

Each FTSE Russell Comprehensive Factor Index targets companies in its respective starting universe selected on the investment style factors of Quality, Value, Momentum, Low Volatility and Size. Stocks are selected for inclusion in a FTSE Russell Comprehensive Factor Index according to the following proprietary multi-factor process:

- (1) Select a starting universe. Every constituent contained in the starting universe is eligible for inclusion.
- (2) Generate a factor score for each stock in the chosen starting universe.\* The respective factor scores consider the following criteria:
  - Quality. The quality score is calculated from a company’s leverage and profitability (*e.g.*, return on assets, asset turnover and accruals).
  - Value. The value score is calculated based on a company’s valuation ratios (*e.g.*, cash-flow yield, earnings yield and country relative sales to price).
  - Momentum. The momentum score is calculated based on each company’s cumulative 11 month return.
  - Low Volatility. The low volatility score is calculated based on the standard deviation of 5 years of weekly local total returns.
  - Size. The size score is calculated based on the full market capitalization of a company.

\* The algorithm for each factor is available and described in greater detail on the applicable Index Provider's website (the website does not form a part of this prospectus).

- (3) Stocks are selected for inclusion according to their factor scores relative to other stocks with respect to a particular factor, which results in the creation of a "broad" multifactor index.
- (4) Country and industry constraints are applied if necessary.
- (5) The final multi-factor index is formed by removing stocks that do not contribute to the factor objectives, subject to target exposure, index capacity and diversification limits.

During extraordinary market conditions, the Index Provider may delay any scheduled rebalancing of an Underlying Index. During any such delay it is possible that the Underlying Index will deviate from the Underlying Index's stated methodology.

### **Russell 1000 2Qual/Val 5% Capped Factor Index**

**Defining the Equity Universe.** FTSE begins with securities listed in countries in the FTSE All-World Index. Each company and its securities (i.e., share classes) are classified in only one country, which allows for a distinctive sorting of each company by its respective country. All constituents of the Russell 1000 Index are eligible for the Russell 1000 2Qual/Val 5% Capped Factor Index.

**Maintaining the Underlying Index.** The Underlying Index is rebalanced annually in June after the close of business on the third Friday of the review month. Upon a rebalancing, no issuer in the Underlying Index may represent more than 5% of the Underlying Index. In the event an issuer represents more than 5% of the Underlying Index at a rebalancing, such amount in excess of 5% shall be reallocated pro-rata to the other issuers in the Underlying Index.

The FTSE Global Factor Index Series, from which the Underlying Index is derived, is a suite of benchmarks designed to represent the performance of specific factor characteristics. The FTSE Global Factor Index Series includes, but is not limited to, the following single factors: Value, Momentum, Quality, Low Volatility and Size. Single factor indexes seek increased exposure to stocks within a starting universe that possess specific factor characteristics (i.e., Momentum), thereby creating an index comprised of stocks demonstrating such factors. Similarly, multi-factor indexes, including the Underlying Index, seek increased exposure to stocks that possess multiple factors by selecting stocks from a starting universe that demonstrate each desired factor characteristic.

The Underlying Index targets companies in its starting universe selected on the investment style factors of Quality and Value. Stocks are selected for inclusion in the Underlying Index according to the following proprietary multi-factor process:

- (1) Select a starting universe. Every constituent contained in the starting universe is eligible for inclusion.
- (2) Generate a factor score for each stock in the chosen starting universe.\* The respective factor scores consider the following criteria:
  - Quality. The quality score is calculated from a company's leverage and profitability (e.g., return on assets, asset turnover and accruals).
  - Value. The value score is calculated based on a company's valuation ratios (e.g., cash-flow yield, earnings yield and country relative sales to price).

\* The algorithm for each factor is available and described in greater detail on the Index Provider's website (the website does not form a part of this prospectus).

- (3) Stocks are selected for inclusion according to their factor scores relative to other stocks with respect to a particular factor, which results in the creation of a multi-factor index.
- (4) A quality factor tilt of 2.0x is applied to the factor score, such that the quality factor is relatively overweighted to the value factor. Index weights are then rescaled to ensure final weights sum to 100%.
- (5) Country and industry constraints are applied if necessary.
- (6) The final multi-factor index is formed by removing stocks that do not contribute to the factor objectives, subject to target exposure, index capacity and diversification limits.

During extraordinary market conditions, the Index Provider may delay any scheduled rebalancing of an Underlying Index. During any such delay it is possible that the Underlying Index will deviate from the Underlying Index's stated methodology.

### **DISCLAIMERS**

The Xtrackers FTSE Developed ex US Multifactor ETF, Xtrackers Russell US Multifactor ETF and Xtrackers Russell 1000 US Quality at a Reasonable Price ETF (the "funds") have been developed solely by DBX Advisors LLC. The funds are not in any way connected to or sponsored, endorsed, sold or promoted by the London Stock Exchange Group plc and its group undertakings (collectively, the "LSE Group"). FTSE Russell is a trading name of certain of the LSE Group companies.

All rights in the FTSE Developed ex US Comprehensive Factor Index, Russell 1000 Comprehensive Factor Index, and the Russell 1000 2Qual/Val 5% Capped Factor Index (the "Indexes") vest in the relevant LSE Group company which owns the Indexes. "FTSE®" "Russell®" and "FTSE Russell®" are trademarks of the relevant LSE Group company and are used by any other LSE Group company under license.

The Indexes are calculated by or on behalf of FTSE International Limited or its affiliate, agent or partner. The LSE Group does not accept any liability whatsoever to any person arising out of (a) the use of, reliance on or any error in the Index or (b) investment in or operation of the funds. The LSE Group makes no claim, prediction, warranty or representation either as to the results to be obtained from the funds or the suitability of the Indexes for the purpose to which it is being put by DBX Advisors LLC.

Shares of the funds are not sponsored, endorsed or promoted by NYSE Arca. NYSE Arca makes no representation or warranty, express or implied, to the owners of the shares of the funds or any member of the public regarding the ability of the funds to track the total return performance of the Underlying Indexes or the ability of the Underlying Indexes to track stock market performance. NYSE Arca is not responsible for, nor has it participated in, the determination of the compilation or the calculation of the Underlying Indexes, nor in the determination of the timing of, prices of, or quantities of shares of the funds to be issued, nor in the determination or calculation of the equation by which the shares are redeemable. NYSE Arca has no obligation or liability to owners of the shares of the funds in connection with the administration, marketing or trading of the shares of the funds.

NYSE Arca does not guarantee the accuracy and/or the completeness of the Underlying Indexes or any data included therein. NYSE Arca makes no warranty, express or implied, as to results to be obtained by the Trust on behalf of the funds as licensee, licensee's customers and counterparties, owners of the shares of the funds, or any other person or entity from the use of the Underlying Indexes or any data included therein in connection with the rights licensed as described herein or for any other use. NYSE Arca makes no express or implied warranties and hereby expressly disclaims all warranties of merchantability or fitness for a particular purpose with respect to the Underlying Indexes or any data included therein. Without limiting any of the foregoing, in no event shall NYSE Arca have any liability for any direct, indirect, special, punitive, consequential or any other damages (including lost profits) even if notified of the possibility of such damages.

The Advisor does not guarantee the accuracy or the completeness of the Underlying Indexes or any data included therein and the Advisor shall have no liability for any errors, omissions or interruptions therein.

The Advisor makes no warranty, express or implied, to the owners of shares of the funds or to any other person or entity, as to results to be obtained by the funds from the use of the Underlying Indexes or any data included therein. The Advisor makes no express or implied warranties and expressly disclaims all warranties of merchantability or fitness for a particular purpose or use with respect to the Underlying Indexes or any data included therein. Without limiting any of the foregoing, in no event shall the Advisor have any liability for any special, punitive, direct, indirect or consequential damages (including lost profits), even if notified of the possibility of such damages.

**FOR MORE INFORMATION:**

XTRACKERS.COM

**1-844-851-4255**

Additional information about a fund's investments is available in the fund's annual and semi-annual reports to shareholders and in Form N-CSR. In the annual report, you will find a discussion of the market conditions and investment strategies that significantly affected fund performance during its last fiscal year. In Form N-CSR, you will find a fund's annual and semi-annual financial statements. Copies of the prospectus, SAI and recent shareholder and other fund reports, when available, can be found on our website at Xtrackers.com. For more information about a fund, you may request a copy of the SAI. The SAI provides detailed information about a fund and is incorporated by reference into this prospectus. This means that the SAI, for legal purposes, is a part of this prospectus.

If you have any questions about the Trust or shares of a fund or you wish to obtain the SAI or a shareholder or other fund report free of charge, please:

---

<b>Call:</b>	1-844-851-4255 (toll free) Monday through Friday 8:30 a.m. to 6:30 p.m. (Eastern time)
	E-mail: <a href="mailto:dbxquestions@list.db.com">dbxquestions@list.db.com</a>
<b>Write:</b>	DBX ETF Trust c/o ALPS Distributors, Inc. 1290 Broadway, Suite 1000 Denver, Colorado 80203

---

Information about a fund (including the SAI), reports and other information about a fund (such as fund financial statements) are available on our website at Xtrackers.com and on the EDGAR Database on the SEC's website at sec.gov, and copies of this information may be obtained, after paying a duplicating fee, by electronic request at the following e-mail address: [publicinfo@sec.gov](mailto:publicinfo@sec.gov). A fund's recent shareholder reports and financial statements are also in the fund's annual and semi-annual filings with the SEC on Form N-CSR, which are available on the EDGAR Database on the SEC's website at sec.gov.

Householding is an option available to certain fund investors. Householding is a method of delivery, based on the preference of the individual investor, in which a single copy of certain shareholder documents can be delivered to investors who share the same address, even if their accounts are registered under different names. Please contact your broker-dealer if you are interested in enrolling in householding and receiving a single copy of prospectuses and other shareholder documents, or if you are currently enrolled in householding and wish to change your householding status.

*No person is authorized to give any information or to make any representations about a fund and their shares not contained in this prospectus and you should not rely on any other information. Read and keep the prospectus for future reference.*

Investment Company Act File No.: 811-22487