

Periodic disclosure for financial products referred to in Article 8, paragraph 1, 2 and 2a, of Regulation (EU) 2019/2088 and Article 6, first paragraph, of Regulation (EU) 2020/852

Sustainable investment means an investment in an economic activity that contributes to an environmental or social objective, provided that the investment does not significantly harm any environmental or social objective and that the investee companies follow good governance practices.

The **EU Taxonomy** is a classification system laid down in Regulation (EU) 2020/852, establishing a list of **environmentally sustainable economic activities**. That Regulation does not lay down a list of socially sustainable economic activities. Sustainable investments with an environmental objective might be aligned with the Taxonomy or not.

Product name: Xtrackers MSCI Emerging Markets Climate Transition UCITS ETF

Legal entity identifier: 254900YCD9VLP1WR5351

Environmental and/or social characteristics

Did this financial product have a sustainable investment objective?

Yes

No

it made **sustainable investments with an environmental objective**: ____%

It promoted Environmental/Social (E/S) characteristics and while it did not have as its objective a sustainable investment, it had a proportion of 20.38 % of sustainable investments.

in economic activities that qualify as environmentally sustainable under the EU Taxonomy

with an environmental objective in economic activities that qualify as environmentally sustainable under the EU Taxonomy

in economic activities that do not qualify as environmentally sustainable under the EU Taxonomy

with an environmental objective in economic activities that do not qualify as environmentally sustainable under the EU Taxonomy

with a social objective

It made **sustainable investments with a social objective**: ____%

It promoted E/S characteristics, but did **not make any sustainable investments**



Sustainability indicators measure how the environmental or social characteristics promoted by the financial product are attained.

To what extent were the environmental and/or social characteristics promoted by this financial product met?

The financial product promoted environmental and social characteristics and qualified as a financial product subject to Article 8(1) SFDR by tracking the MSCI Emerging Markets Select Sustainability Screened CTB Index (the "Reference Index") which included environmental and/or social considerations. The financial product held a portfolio of equity securities that comprised all, or a substantial number of, the securities comprised in the Reference Index. The Reference Index was designed to reflect the performance of large and medium capitalisation in global emerging market countries that were selected and weighted with the aim of meeting the minimum standards of the EU Climate Transition Benchmarks ("EU CTB"). The Reference Index was based on MSCI Emerging Markets Index (the "Parent Index").

The Reference Index aimed to meet the minimum standards for EU CTB as set out in the CTB Regulation. The Reference Index also aimed to reduce exposure to select indicators, as detailed below, that were considered to have adverse environmental or social impact, and increase exposure to companies that make a positive contribution to the society and the environment.

Securities were removed from the Parent Index that did not meet certain ESG criteria, including, but not limited to, those that:

- Were classified as 'Red Flags' by MSCI in their ESG Controversies assessment (such as by failing to comply with the United Nations Global Compact principles);
- Were assigned an insufficient Environment Controversy score as determined by MSCI in their ESG Controversies assessment;
- Were assigned an insufficient MSCI ESG Rating;
- Were categorised below a certain percentile threshold in the Biodiversity & Land Use Key Issue category as determined by MSCI in their ESG Ratings assessment;
- Had any involvement in controversial weapons;
- Were classified by MSCI in their Business Involvement Screening Research as breaching certain revenue thresholds in controversial activities, including, but not limited to, nuclear weapons, conventional weapons, civilian firearms, tobacco, genetically modified organisms ("GMO") and nuclear power; and
- Were classified by MSCI in their Climate Change Metrics as breaching certain revenue thresholds in business activities that have a high potential impact on climate change, including, but not limited to, unconventional oil and gas extraction, arctic oil and gas extraction, thermal coal-based power generation and mining.

Please note that companies that were not assessed by MSCI ESG Research in the ESG Controversies and ESG Ratings assessments were also excluded.

The Reference Index used company ratings and research provided by MSCI ESG Research. In particular, the following components are utilised:

MSCI ESG Ratings

MSCI ESG Ratings provided research, data, analysis and ratings of how well companies manage environmental, social and governance risks and opportunities. MSCI ESG Ratings provided an overall company ESG rating.

MSCI ESG Controversies

MSCI ESG Controversies provided assessments of controversies concerning the negative environmental, social, and/or governance impact of company operations, products and services.

MSCI ESG Business Involvement Screening Research

MSCI ESG Business Involvement Screening Research ("BISR") aimed to enable institutional investors to manage ESG standards and restrictions.

MSCI Climate Change Metrics

MSCI Climate Change Metrics provided climate data and tools to support investors integrating climate risk and opportunities into their investment strategy and processes.

MSCI Impact Solutions: Sustainable Impact Metrics

MSCI Impact Solutions' Sustainable Impact Metrics was designed to identify companies that derive revenue from products or services with positive impact on society and the environment.

Securities from the Parent Index that were not removed in accordance with the ESG exclusions constituted the "Eligible Universe". Securities from the Eligible Universe were selected and weighted following an optimization-based approach which used their market capitalisation as a starting point, based on the following constraints and objectives.

Securities in the Reference Index were subject to the following climate and other environmental or social objectives constraints, according to the thresholds determined by the Index Administrator:

- a minimum reduction of 30% in carbon intensity, as measured by Greenhouse Gas ("GHG") intensity compared to the Parent Index;
- a minimum average reduction per year of 7% in carbon intensity;
- a minimum weight in high climate impact sectors at least equal to its weight in the Parent Index
- a minimum reduction in water emissions intensity and hazardous waste intensity compared to the Parent Index;
- a minimum weighted average company revenue in activities deemed as having a sustainable impact as determined by the Index Administrator;
- a minimum increase in the weight of companies setting decarbonisation targets compared to the Eligible Universe; and
- a maximum weight in securities with lower MSCI ESG Ratings.

How did the sustainability indicators perform?

Xtrackers MSCI Emerging Markets Climate Transition UCITS ETF

Indicators	Description	Performance December 31, 2025
Exposure to Fossil Fuels	The percentage of the financial product's portfolio's market value exposed to companies flagged for involvement in fossil fuels as determined by MSCI, which includes companies deriving revenue from thermal coal extraction, unconventional and conventional oil and gas extraction, oil refining, as well as revenue from thermal coal based power generation, liquid fuel based power generation, or natural gas based power generation, or for which no data was available.	4.75 Market weight (%)
Exposure to Very Severe Controversies	The percentage of the financial product's portfolio's market value exposed to companies facing one or more Very Severe controversies related to the environment, customers, human rights, labour rights and governance, as determined by MSCI, including violation of the OECD Guidelines for Multinational Enterprises and the UN Guiding Principles on Business and Human Rights, or for which no data was available.	0.12 Market weight (%)
Exposure to Worst-in-Class Issuers	The percentage of the financial product's portfolio's market value exposed to companies with a rating of "CCC" as determined by MSCI, or for which no data was available.	0.1 Market weight (%)
Greenhouse Gas Intensity	The financial product's portfolio's weighted average of its holding issuers' GHG Intensity (Scope 1, Scope 2 and estimated Scope 3 GHG emissions/EUR million revenue), as determined by MSCI.	611.92 tCO ₂ e / million EUR

...and compared to previous periods?

Xtrackers MSCI Emerging Markets Climate Transition UCITS ETF

Indicators Performance

30/12/2024 29/12/2023

Exposure to Very Severe Controversies	0.00	0.85	Market weight (%)
Exposure to Worst-in-Class Issuers	0.00	1.26	Market weight (%)
Greenhouse Gas Intensity	748.44	828.91	tCO2e / million EUR
Exposure to Fossil Fuels	4.97	6.65	Market weight (%)

What were the objectives of the sustainable investments that the financial product partially made and how did the sustainable investment contribute to such objectives?

While the financial product did not have sustainable investment as its objective, it invested a minimum proportion of its assets in sustainable investments as defined by Article 2 (17) SFDR.

As at 31.12.2025 20.38% of the financial product's net assets were invested in sustainable economic activities that contribute to an environmental and/or social objective, in accordance with Article 2 (17) SFDR. Sustainable economic activities refer to the proportion of an issuer's economic activities that contribute to an environmental objective and/or a social objective, provided that such investments do not significantly harm any of those objectives and that the investee companies follow good governance practices. The sustainability investment assessment used data from one or multiple data providers and/or public sources to determine if an activity was sustainable. The environmental and/or social objectives were identified by activities that contributed positively to the United Nations Sustainable Development Goals ("UN SDGs"), which included, but was not limited to, (i) Goal 1: No poverty, (ii) Goal 2: Zero hunger, (iii) Goal 3: Good health and well-being, (iv) Goal 4: Quality education, (v) Goal 5: Gender equality, (vi) Goal 6: Clean water and Sanitation, (vii) Goal 7: Affordable and clean energy, (viii) Goal 10: Reduced inequality, (ix) Goal 11: Sustainable cities and communities, (x) Goal 12: Responsible consumption, (xi) Goal 13: Climate action, (xii) Goal 14: Life below water, and (xiii) Goal 15: Life on land, were measured in terms of revenues, capital expenditure (CapEx) and/or operational expenditure (OpEx).

How did the sustainable investments that the financial product partially made not cause significant harm to any environmental or social sustainable investment objective?

In accordance with Article 2 (17) SFDR, any such sustainable investments did not significantly harm any environmental or social objectives and such sustainable investment issuers followed good governance practices. Any investment that failed to meet the do no significant harm ("DNSH") thresholds were not considered towards the sustainable investment share of the financial product. Such DNSH thresholds included, but were not limited to:

- Involvement in harmful business activities;
- Violation of international norms or involvement in very severe controversies; and
- Violation of certain principal adverse indicator thresholds.

How were the indicators for adverse impacts on sustainability factors taken into account?

As part of the DNSH assessment under article 2(17) SFDR, the sustainable investment assessment integrated certain metrics related to principle adverse indicators and the Reference Index of the financial product included criteria to reduce exposure to or to exclude securities which were negatively aligned with the following principal adverse indicators:

- Carbon footprint (no. 2);
- GHG intensity of investee companies (no. 3);
- Exposure to companies active in the fossil fuel sector (no. 4);
- Activities negatively affecting biodiversity-sensitive areas (no. 7);
- Emissions to water (no. 8);
- Hazardous waste ratio (no. 9);
- Violation of UN Global Compact principles and OECD Guidelines for multinational enterprises (no. 10); and
- Exposure to controversial weapons (no. 14).

Were sustainable investments aligned with the OECD Guidelines for Multinational Enterprises and the UN Guiding Principles on Business and Human Rights? Details:

Any securities that violated the OECD Guidelines for Multinational Enterprises and the UN Guiding Principles on Business and Human Rights were excluded by the financial product's Reference Index.

The EU Taxonomy sets out a “do not significant harm” principle by which Taxonomy-aligned investments should not significantly harm EU Taxonomy objectives and is accompanied by specific Union Criteria.

The “do no significant harm” principle applies only to those investments underlying the financial product that take into account the EU Criteria for environmentally sustainable economic activities. The investments underlying the remaining portion of this financial product do not take into account the EU Criteria for environmentally sustainable economic activities.

Any other sustainable investments must also not significantly harm any environmental or social objectives.



How did this financial product consider principal adverse impacts on sustainability factors?

Principal adverse impacts are the most significant negative impacts of investment decisions on sustainability factors relating to environmental, social and employee matters, respect for human rights, anti-corruption and anti-bribery matters.

As part of the DNSH assessment under article 2(17) SFDR, the sustainable investment assessment integrated certain metrics related to principle adverse indicators and the Reference Index of the financial product included criteria to reduce exposure to or to exclude securities which were negatively aligned with the following principal adverse indicators:

- Carbon footprint (no. 2);
- GHG intensity of investee companies (no. 3);
- Exposure to companies active in the fossil fuel sector (no. 4);
- Activities negatively affecting biodiversity-sensitive areas (no. 7);
- Emissions to water (no. 8);
- Hazardous waste ratio (no. 9);
- Violation of UN Global Compact principles and OECD Guidelines for multinational enterprises (no. 10); and
- Exposure to controversial weapons (no. 14).



What were the top investments of this financial product?

Xtrackers MSCI Emerging Markets Climate Transition UCITS ETF

Largest investments	Breakdown by sector according to NACE Codes	in % of average portfolio volume	Breakdown by country
Taiwan Semiconductor Manufacturing Co.	C - Manufacturing	10.6 %	Taiwan
Tencent Holdings	J - Information and communication	5.0 %	China
Alibaba Group Holding	M - Professional, scientific and technical activities	3.2 %	China
Samsung Electronics Co.	C - Manufacturing	2.8 %	South Korea
SK Hynix	C - Manufacturing	1.5 %	South Korea
HDFC Bank Mumbai	K - Financial and insurance activities	1.4 %	India
Reliance Industries	B - Mining and quarrying	1.2 %	India
Xiaomi Cl.B	C - Manufacturing	1.2 %	Cayman Islands
China Construction Bank Cl.H (new)	K - Financial and insurance activities	1.1 %	China
ICICI Bank (demat.)	K - Financial and insurance activities	1.0 %	India
Meituan	J - Information and communication	1.0 %	China
MediaTek	C - Manufacturing	0.8 %	Taiwan
Hon Hai Precision Industry Co.	C - Manufacturing	0.8 %	Taiwan
Infosys	J - Information and communication	0.7 %	India
Bharti Airtel	J - Information and communication	0.6 %	India

for the period from January 01, 2025, through December 31, 2025

The list includes the investments constituting **the greatest proportion of investments** of the financial product during the reference period which is: for the period from January 01, 2025, through December 31, 2025



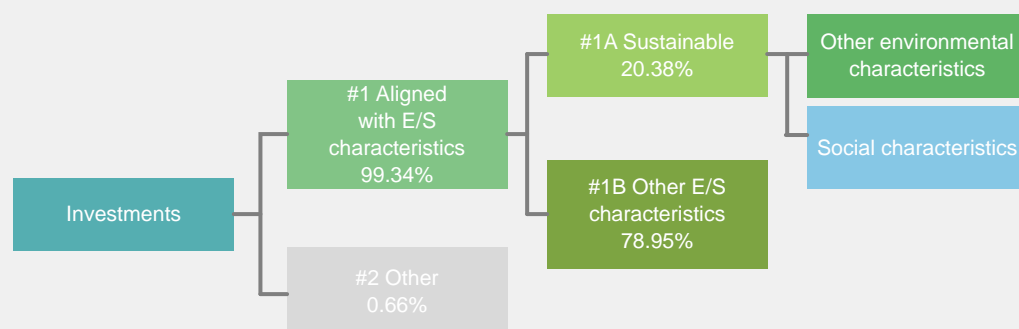
What was the proportion of sustainability-related investments?

Asset allocation describes the share of investments in specific assets.

What was the asset allocation?

As at 31.12.2025, this financial product invested 99.34% of its net assets in investments that are aligned with the promoted environmental and social characteristics (#1 Aligned with E/S characteristics). Within this category, 20.38% of the financial product's assets qualified as sustainable investments (#1A Sustainable).

0.66% of the investments were not aligned with these characteristics (#2 Other).



#1 Aligned with E/S characteristics includes the investments of the financial product used to attain the environmental or social characteristics promoted by the financial product.

#2 Other includes the remaining investments of the financial product which are neither aligned with the environmental or social characteristics, nor are qualified as sustainable investments.

The category **#1 Aligned with E/S characteristics** covers:

- The sub-category **#1A Sustainable** covers sustainable investments with environmental or social objectives.
- The sub-category **#1B Other E/S characteristics** covers investments aligned with the environmental or social characteristics that do not qualify as sustainable investments.

In which economic sectors were the investments made?

Xtrackers MSCI Emerging Markets Climate Transition UCITS ETF

NACE-Code	Breakdown by sector according to NACE Codes	in % of portfolio volume
A	Agriculture, forestry and fishing	0.0 %
B	Mining and quarrying	2.4 %
C	Manufacturing	38.7 %
D	Electricity, gas, steam and air conditioning supply	1.3 %
E	Water supply; sewerage; waste management and remediation activities	0.3 %
F	Construction	0.7 %
G	Wholesale and retail trade; repair of motor vehicles and motorcycles	3.1 %
H	Transporting and storage	1.6 %
I	Accommodation and food service activities	0.2 %
J	Information and communication	10.5 %
K	Financial and insurance activities	23.4 %
L	Real estate activities	1.9 %
M	Professional, scientific and technical activities	6.9 %
N	Administrative and support service activities	0.3 %
O	Public administration and defence; compulsory social security	0.0 %
P	Education	0.2 %
Q	Human health and social work activities	0.2 %
R	Arts, entertainment and recreation	0.0 %
S	Other services activities	1.0 %
NA	Other	7.4 %
Exposure to companies active in the fossil fuel sector*		3.7%

As of: December 31, 2025

* The financial product's economic exposure to companies active in the fossil fuel sector was derived as the aggregate weight of any companies with any revenues from fossil fuel, including secondary activities, and is distinct from the economic sectors defined in accordance with the NACE classification system. The calculation is only applicable to securities classified as corporates. The data is obtained from various data vendors and may result in a divergence, if any, from other disclosures related to fossil fuel exposure as disclosed in this report.



To what extent were the sustainable investments with an environmental objective aligned with the EU Taxonomy?

N/A – There was no minimum proportion for sustainable investments with an environmental objective that were consistent with the EU Taxonomy. For this reason, the share of environmentally sustainable investments in accordance with Regulation (EU) 2020/852 (Taxonomy Regulation) is considered to be 0% of the financial product's assets. It may, however, have been the case that some sustainable investments were nevertheless compliant with the environmental objective of the Taxonomy Regulation.

To comply with the EU Taxonomy, the criteria for **fossil gas** include limitations on emissions and switching to fully renewable power or low-carbon fuels by the end of 2035. For **nuclear energy**, the criteria include comprehensive safety and waste management rules.

Enabling activities directly enable other activities to make a substantial contribution to an environmental objective.

Transitional activities are economic activities for yet low-carbon alternatives are not yet available and that have greenhouse gas emission levels corresponding to the best performance.

Did the financial product invest in fossil gas and/or nuclear energy related activities complying with the EU Taxonomy¹?

Yes:

In fossil gas

In nuclear energy

No

While it is considered that no relevant investments were made, it is possible the financial product may have made some investments in fossil gas and/or nuclear energy related activities that comply with the EU Taxonomy.

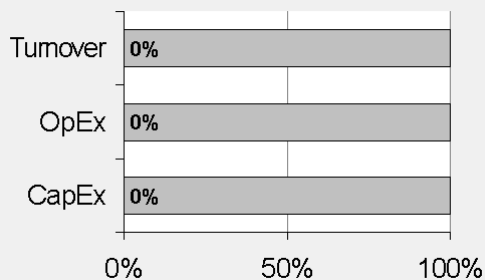
¹ Fossil gas and/or nuclear related activities will only comply with the EU Taxonomy where they contribute to limiting climate change ("climate change mitigation") and do no significant harm to any EU Taxonomy objective - see explanatory note in the left hand margin. The full criteria for fossil gas and nuclear energy economic activities that comply with the EU Taxonomy are laid down in Commission Delegated Regulation (EU) 2022/1214.

Taxonomy-aligned activities are expressed as a share of:

- **turnover** reflecting the share of revenue from green activities of investee companies.
- **capital expenditure** (CapEx) showing the green investments made by investee companies, e.g. for a transition to a green economy.
- **operational expenditure** (OpEx) reflecting the green operational activities of investee companies.

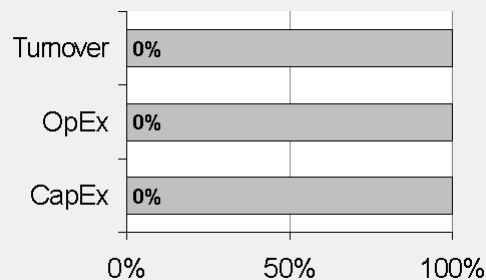
The graphs below show in green the percentage of investments that were aligned with the EU Taxonomy. As there is no appropriate methodology to determine the Taxonomy-alignment of sovereign bonds*, the first graph shows the Taxonomy-alignment in relation to all the investments of the financial product including sovereign bonds, while the second graph shows the Taxonomy-alignment only in relation to the investments of the financial product other than sovereign bonds.

1. Taxonomy-alignment of investments including sovereign bonds*



Taxonomy-aligned: Fossil gas	0.00%
Taxonomy-aligned: Nuclear	0.00%
Taxonomy-aligned (no gas and nuclear)	0.00%
Taxonomy-aligned	0.00%
Non Taxonomy-aligned	100.00%

2. Taxonomy-alignment of investments excluding sovereign bonds*



Taxonomy-aligned: Fossil gas	0.00%
Taxonomy-aligned: Nuclear	0.00%
Taxonomy-aligned (no gas and nuclear)	0.00%
Taxonomy-aligned	0.00%
Non Taxonomy-aligned	100.00%

This graph represents 100% of the total investments.

*For the purpose of these graphs, 'sovereign bonds' consist of all sovereign exposures

What was the share of investments made in transitional and enabling activities?

N/A – There was no minimum proportion for sustainable investments with an environmental objective that were consistent with the EU Taxonomy. For this reason, the share of investments in transitional and enabling activities in accordance with Regulation (EU) 2020/852 (Taxonomy Regulation) is considered to be 0% of the financial product's assets. It may, however, have been the case that some sustainable investments were in transitional and enabling activities.

How did the percentage of investments that are aligned with the EU Taxonomy compare with previous reference periods?

N/A



are sustainable investments with an environmental objective that **do not take into account the criteria** for environmentally sustainable economic activities under the Regulation (EU) 2020/852.



What was the share of sustainable investments with an environmental objective not aligned with the EU Taxonomy?

The financial product did not intend to make a minimum allocation to sustainable economic activities that contribute to an environmental objective. However, as at 31.12.2025 the share of environmentally and socially sustainable investments was 20.38% in total.



What was the share of socially sustainable investments?

The financial product did not intend to make a minimum allocation to sustainable economic activities that contribute to a social objective. However, as at 31.12.2025 the share of environmentally and socially sustainable investments was 20.38% in total.



What investments were included under “other”, what was their purpose and were there any minimum environmental or social safeguards?

The financial product predominantly promoted asset allocation in investments that were aligned with environmental and social characteristics (#1 Aligned with E/S characteristics).

Those investments included under “#2 Other”, included any ancillary liquid assets for the purpose of efficient portfolio management, including any secured and/or unsecured deposits and/or units or shares of other UCITS or other collective investment schemes which pursued a money market or cash strategy, or financial derivative instruments. It also included (i) any securities which have been recently downgraded by the relevant ESG data provider used in the construction of the Reference Index but could not be removed from the Reference Index until the next Reference Index rebalance and could therefore not be removed from the portfolio until that time and (ii) any securities for which the relevant ESG data provider (a) did not provide a rating or (b) provided a rating that diverged from the Reference Index ESG data provider.



What actions have been taken to meet the environmental and/or social characteristics during the reference period?

The Reference Index promoted environmental and social characteristics by selecting and weighting the constituents with the aim of meeting the minimum standards of the EU Climate Transition Benchmarks ("EU CTB") and removing securities from the Parent Index that did not meet certain ESG criteria as outlined above, as of each Reference Index rebalance. In order to seek to achieve the investment objective, the financial product adopted a "Direct Investment Policy" which means that the financial product aimed to replicate or track, before fees and expenses, the performance of the Reference Index by holding a portfolio of equity securities that comprised all, or a substantial number of, the securities comprised in the Reference Index.

Active engagement with investee issuers, using proxy voting and engagement to drive change for the benefit of clients is a key part of DWS Group's approach to sustainable investment. DWS applied an Engagement Policy and Corporate Governance & Proxy Voting Policy. For further information regarding the proxy voting activities of the financial product, please visit <https://funds.dws.com/en-lu/about-us/corporate-governance/>.



How did this financial product perform compared to the reference sustainable benchmark?

The financial product has designated the MSCI Emerging Markets Select Sustainability Screened CTB Index as the reference benchmark. Please see below for the performance comparison between the financial product and the reference benchmark.

Reference benchmarks are indexes to measure whether the financial product attains the environmental or social characteristics that they promote.

How did the reference benchmark differ from a broad market index?

The Reference Index is based on the Parent Index, which is designed to reflect the performance of the shares of certain listed large and medium capitalisation companies in global emerging markets. The Reference Index aims to meet the minimum standards for EU CTB as set out in the CTB Regulation. The Reference Index also aims to reduce exposure to select indicators, as detailed below, that are considered to have adverse environmental or social impact, and increase exposure to companies that make a positive contribution to the society and the environment.

Securities are removed from the Parent Index that do not meet certain ESG criteria, including, but not limited to, those that:

- are classified as 'Red Flags' by MSCI in their ESG Controversies assessment (such as by failing to comply with the United Nations Global Compact principles);
- are assigned an insufficient Environment Controversy score as determined by MSCI in their ESG Controversies assessment;
- are assigned an insufficient MSCI ESG Rating;
- are categorised below a certain percentile threshold in the Biodiversity & Land Use Key Issue category as determined by MSCI in their ESG Ratings assessment;
- have any involvement in controversial weapons;
- are classified by MSCI in their Business Involvement Screening Research as breaching certain revenue thresholds in controversial activities, including, but not limited to, nuclear weapons, conventional weapons, civilian firearms, tobacco, genetically modified organisms ("GMO") and nuclear power; and
- are classified by MSCI in their Climate Change Metrics as breaching certain revenue thresholds in business activities that have a high potential impact on climate change, including, but not limited to, unconventional oil and gas extraction, arctic oil and gas extraction, thermal coal-based power generation and mining.

Please note that companies that are not assessed by MSCI ESG Research in the ESG Controversies and ESG Ratings assessments are also excluded.

The Reference Index uses company ratings and research provided by MSCI ESG Research. In particular, the following components are utilised:

MSCI ESG Ratings

MSCI ESG Ratings provides research, data, analysis and ratings of how well companies manage environmental, social and governance risks and opportunities. MSCI ESG Ratings provides an overall company ESG rating.

MSCI ESG Controversies

MSCI ESG Controversies provides assessments of controversies concerning the negative environmental, social, and/or governance impact of company operations, products and services.

MSCI ESG Business Involvement Screening Research

MSCI ESG Business Involvement Screening Research ("BISR") aims to enable institutional investors to manage ESG standards and restrictions.

MSCI Climate Change Metrics

MSCI Climate Change Metrics provides climate data and tools to support investors integrating climate risk and opportunities into their investment strategy and processes.

MSCI Impact Solutions: Sustainable Impact Metrics

MSCI Impact Solutions' Sustainable Impact Metrics is designed to identify companies that derive

revenue from products or services with positive impact on society and the environment.

Securities from the Parent Index that are not removed in accordance with the ESG exclusions will constitute the “Eligible Universe”. Securities from the Eligible Universe are selected and weighted following an optimization-based approach which uses their market capitalisation as a starting point, based on the following constraints and objectives.

Securities in the Reference Index are subject to the following climate and other environmental or social objectives constraints, according to the thresholds determined by the Index Administrator:

- a minimum reduction of 30% in carbon intensity, as measured by Greenhouse Gas (“GHG”) intensity compared to the Parent Index;
- a minimum average reduction per year of 7% in carbon intensity;
- a minimum weight in high climate impact sectors at least equal to its weight in the Parent Index
- a minimum reduction in water emissions intensity and hazardous waste intensity compared to the Parent Index;
- a minimum weighted average company revenue in activities deemed as having a sustainable impact as determined by the Index Administrator;
- a minimum increase in the weight of companies setting decarbonisation targets compared to the Eligible Universe; and
- a maximum weight in securities with lower MSCI ESG Ratings.

How did this financial product perform with regard to the sustainability indicators to determine the alignment of the reference benchmark with the environmental or social characteristics promoted?

Xtrackers MSCI Emerging Markets Climate Transition UCITS ETF

Indicators	Performance Financial Product Xtrackers MSCI Emerging Markets Climate Transition UCITS ETF	Performance Benchmark MSCI Emerging Markets Select Sustainability Screened CTB Index
Exposure to Fossil Fuels	4.75 Market weight (%)	5 Market weight (%)
Exposure to Very Severe Controversies	0.12 Market weight (%)	0.35 Market weight (%)
Exposure to Worst-in-Class Issuers	0.1 Market weight (%)	0.35 Market weight (%)
Greenhouse Gas Intensity	611.92 tCO2e / million EUR	609.76 tCO2e / million EUR

As of: December 31, 2025

How did this financial product perform compared with the reference benchmark?

Reference benchmark comparison	Financial Product Xtrackers MSCI Emerging Markets Climate Transition UCITS ETF	Benchmark MSCI Emerging Markets Select Sustainability Screened CTB Index
Performance	33.19%	33.30%

Performance (during the period January 01, 2025 , through December 31, 2025)

How did this financial product perform compared with the broad market index?

Broad market index comparison	Financial Product Xtrackers MSCI Emerging Markets Climate Transition UCITS ETF	Broad market index MSCI Total Return Net Emerging Markets Index
Performance	33.19%	33.44%

Performance (during the period January 01, 2025 , through December 31, 2025)