

Periodic disclosure for financial products referred to in Article 8, paragraph 1, 2 and 2a,
of Regulation (EU) 2019/2088 and Article 6, first paragraph, of Regulation (EU)
2020/852

Sustainable investment means an investment in an economic activity that contributes to an environmental or social objective, provided that the investment does not significantly harm any environmental or social objective and that the investee companies follow good governance practices.

The **EU Taxonomy** is a classification system laid down in Regulation (EU) 2020/852, establishing a list of **environmentally sustainable economic activities**. That Regulation does not lay down a list of socially sustainable economic activities. Sustainable investments with an environmental objective might be aligned with the Taxonomy or not.

Product name: Xtrackers MSCI Europe Industrials ESG Screened UCITS ETF

Legal entity identifier: 549300CKZLU243U6UD60

Environmental and/or social characteristics

Did this financial product have a sustainable investment objective?

<input checked="" type="radio"/> <input checked="" type="radio"/> <input type="checkbox"/> Yes	<input checked="" type="radio"/> <input type="radio"/> <input checked="" type="checkbox"/> No
<input type="checkbox"/> it made sustainable investments with an environmental objective : ____%	<input checked="" type="checkbox"/> It promoted Environmental/Social (E/S) characteristics and while it did not have as its objective a sustainable investment, it had a proportion of 16.48 % of sustainable investments.
<input type="checkbox"/> in economic activities that qualify as environmentally sustainable under the EU Taxonomy	<input type="checkbox"/> with an environmental objective in economic activities that qualify as environmentally sustainable under the EU Taxonomy
<input type="checkbox"/> in economic activities that do not qualify as environmentally sustainable under the EU Taxonomy	<input checked="" type="checkbox"/> with an environmental objective in economic activities that do not qualify as environmentally sustainable under the EU Taxonomy
<input type="checkbox"/> It made sustainable investments with a social objective : ____%	<input checked="" type="checkbox"/> with a social objective
<input type="checkbox"/> It promoted E/S characteristics, but did not make any sustainable investments	<input type="checkbox"/> It promoted E/S characteristics, but did not make any sustainable investments



Sustainability indicators measure how the environmental or social characteristics promoted by the financial product are attained.

To what extent were the environmental and/or social characteristics promoted by this financial product met?

The financial product promoted environmental and social characteristics and qualified as a financial product subject to Article 8(1) SFDR by tracking the MSCI Europe Industrials ESG Screened 20–35 Select Index (the "Reference Index") which included environmental and/or social considerations. The financial product held a portfolio of equity securities that comprised all or a substantial number of the securities comprised in the Reference Index. The Reference Index selected companies from the MSCI Europe Industrials Index (the "Parent Index") that met certain minimum Environmental, Social and Governance ("ESG") standards, by excluding companies from the Parent Index which did not fulfil the following specific ESG criteria:

- Were unrated by MSCI ESG Research
- Were assigned an MSCI ESG Rating of CCC
- Had any involvement in controversial weapons
- Were classified by MSCI in their ESG Business Involvement Screening Research as breaching certain thresholds in controversial activities, including, but not limited to, tobacco, conventional weapons, nuclear weapons, civilian firearms, thermal coal, unconventional and/or arctic oil and gas extraction and palm
- Had an MSCI ESG Controversies Score of 0 and/or failed to comply with the United Nations Global Compact principles or have an insufficient MSCI ESG Controversies Score related to certain biodiversity and/or environmental controversies

The Reference Index also included a carbon emission reduction rule, whereby if having applied the above exclusions, the Greenhouse Gas ("GHG") intensity of the Reference Index had been insufficiently reduced compared to the Parent Index, constituents were excluded by descending order of GHG intensity until a relevant reduction threshold was achieved as determined by MSCI Climate Change Metrics.

The Reference Index used company ratings and research provided by MSCI ESG Research. In particular, the following four components were utilised:

MSCI ESG Ratings

MSCI ESG Ratings provided research, data, analysis and ratings of how well companies manage environmental, social and governance risks and opportunities. MSCI ESG Ratings provided an overall company ESG rating.

MSCI ESG Controversies

MSCI ESG Controversies provided assessments of controversies concerning the negative environmental, social, and/or governance impact of company operations, products and services.

MSCI ESG Business Involvement Screening Research

MSCI ESG Business Involvement Screening Research (BISR) aimed to enable institutional investors to manage environmental, social and governance (ESG) standards and restrictions.

MSCI Climate Change Metrics

MSCI Climate Change Metrics provided climate data and tools to support investors integrating climate risk and opportunities into their investment strategy and processes.

How did the sustainability indicators perform?

Xtrackers MSCI Europe Industrials ESG Screened UCITS ETF

Indicators	Description	Performance December 30, 2024
Controversial Weapons Involvement	The percentage of the financial product's portfolio's market value exposed to companies with ties to cluster munitions, landmines, biological / chemical weapons, depleted uranium weapons, blinding laser weapons, incendiary weapons, and/or non-detectable fragments as determined by MSCI, or for which no data was available.	0 Market weight (%)
Tobacco involvement	The percentage of the financial product's portfolio's market value exposed to companies flagged for involvement in tobacco as determined by MSCI, and includes all tobacco producers as well as tobacco distributors, suppliers, and retailers with a combined revenue in these areas of more than, or equal to, 5%, or for which no data was available.	0 Market weight (%)
Exposure to Very Severe Controversies	The percentage of the financial product's portfolio's market value exposed to companies facing one or more Very Severe controversies related to the environment, customers, human rights, labour rights and governance, as determined by MSCI, including violation of the OECD Guidelines for Multinational Enterprises and the UN Guiding Principles on Business and Human Rights, or for which no data was available.	0 Market weight (%)
Exposure to Worst-in-Class Issuers	The percentage of the financial product's portfolio's market value exposed to companies with a rating of "CCC" as determined by MSCI, or for which no data was available.	0 Market weight (%)

...and compared to previous periods?

Xtrackers MSCI Europe Industrials ESG Screened UCITS ETF

Indicators Performance	29/12/2023	30/12/2022	
Exposure to Very Severe Controversies	0.00	0.73	Market weight (%)
Exposure to Worst-in-Class Issuers	0.00	0.73	Market weight (%)
Tobacco involvement	0.00	0.73	Market weight (%)
Controversial Weapons Involvement	0.00	0.73	Market weight (%)

What were the objectives of the sustainable investments that the financial product partially made and how did the sustainable investment contribute to such objectives?

While the financial product did not have sustainable investment as its objective, it invested a minimum proportion of its assets in sustainable investments as defined by Article 2 (17) SFDR.

As at 31.12.2024 16.48% of the financial product's net assets were invested in sustainable economic activities that contribute to an environmental and/or social objective, in accordance with Article 2 (17) SFDR. Sustainable economic activities refer to the proportion of an issuer's economic activities that contribute to an environmental objective and/or a social objective, provided that such investments do not significantly harm any of those objectives and that the investee companies follow good governance practices. The sustainability investment assessment used data from one or multiple data providers and/or public sources to determine if an activity was sustainable. The environmental and/or social objectives were identified by activities that contributed positively to the United Nations Sustainable Development Goals ("UN SDGs"), which included, but was not limited to, (i) Goal 1: No poverty, (ii) Goal 2: Zero hunger, (iii) Goal 3: Good health and well-being, (iv) Goal 4: Quality education, (v) Goal 5: Gender equality, (vi) Goal 6: Clean water and Sanitation, (vii) Goal 7: Affordable and clean energy, (viii) Goal 10: Reduced inequality, (ix) Goal 11: Sustainable cities and communities, (x) Goal 12: Responsible consumption, (xi) Goal 13: Climate action, (xii) Goal 14: Life below water, and (xiii) Goal 15: Life on land, were measured in terms of revenues, capital expenditure (CapEx) and/or operational expenditure (OpEx).

How did the sustainable investments that the financial product partially made not cause significant harm to any environmental or social sustainable investment objective?

In accordance with Article 2 (17) SFDR, any such sustainable investments did not significantly harm any environmental or social objectives and such sustainable investment issuers followed good governance practices. Any investment that failed to meet the do no significant harm ("DNSH") thresholds were not considered towards the sustainable investment share of the financial product. Such DNSH thresholds included, but were not limited to:

- Involvement in harmful business activities;
- Violation of international norms or involvement in very severe controversies; and
- Violation of certain principal adverse indicator thresholds.

How were the indicators for adverse impacts on sustainability factors taken into account?

As part of the DNSH assessment under article 2(17) SFDR, the sustainable investment assessment integrated certain metrics related to principle adverse indicators and the Reference Index of the financial product included criteria to reduce exposure to or to exclude securities which were negatively aligned with the following principal adverse indicators:

- Carbon footprint (no. 2);
- GHG intensity of investee companies (no. 3);
- Exposure to companies active in the fossil fuel sector (no. 4);
- Violation of UN Global Compact principles and OECD Guidelines for multinational enterprises (no. 10); and
- Exposure to controversial weapons (no. 14).

Were sustainable investments aligned with the OECD Guidelines for Multinational Enterprises and the UN Guiding Principles on Business and Human Rights? Details:

Any securities that violated the OECD Guidelines for Multinational Enterprises and the UN Guiding Principles on Business and Human Rights were excluded by the financial product's Reference Index.

The EU Taxonomy sets out a “do not significant harm” principle by which Taxonomy-aligned investments should not significantly harm EU Taxonomy objectives and is accompanied by specific Union Criteria.

The “do no significant harm” principle applies only to those investments underlying the financial product that take into account the Union Criteria for environmentally sustainable economic activities. The investments underlying the remaining portion of this financial product do not take into account the Union Criteria for environmentally sustainable economic activities.

Any other sustainable investments must also not significantly harm any environmental or social objectives.



How did this financial product consider principal adverse impacts on sustainability factors?

Principal adverse impacts are the most significant negative impacts of investment decisions on sustainability factors relating to environmental, social and employee matters, respect for human rights, anti-corruption and anti-bribery matters.

As part of the DNSH assessment under article 2(17) SFDR, the sustainable investment assessment integrated certain metrics related to principle adverse indicators and the Reference Index of the financial product included criteria to reduce exposure to or to exclude securities which were negatively aligned with the following principal adverse indicators:

- Carbon footprint (no. 2);
- GHG intensity of investee companies (no. 3);
- Exposure to companies active in the fossil fuel sector (no. 4);
- Violation of UN Global Compact principles and OECD Guidelines for multinational enterprises (no. 10); and
- Exposure to controversial weapons (no. 14).



What were the top investments of this financial product?

Xtrackers MSCI Europe Industrials ESG Screened UCITS ETF

Largest investments	Breakdown by sector according to NACE Codes	in % of average portfolio volume	Breakdown by country
Siemens Reg.	C - Manufacturing	10.0 %	Germany
Schneider Electric	M - Professional, scientific and technical activities	8.8 %	France
Relx	J - Information and communication	5.7 %	United Kingdom
ABB Reg.	C - Manufacturing	5.6 %	Switzerland
VINCI	M - Professional, scientific and technical activities	4.0 %	France
Atlas Copco AB	M - Professional, scientific and technical activities	3.2 %	Sweden
Deutsche Post	H - Transporting and storage	2.9 %	Germany
Experian Group	N - Administrative and support service activities	2.9 %	United Kingdom
Volvo B (Free)	C - Manufacturing	2.8 %	Sweden
Wolters Kluwer	J - Information and communication	2.7 %	Netherlands
Compagnie de Saint-Gobain (C.R.)	M - Professional, scientific and technical activities	2.6 %	France
DSV	H - Transporting and storage	2.3 %	Denmark
Ashtead Group	N - Administrative and support service activities	2.1 %	United Kingdom
Assa-Abloy	M - Professional, scientific and technical activities	2.1 %	Sweden
Legrand	M - Professional, scientific and technical activities	1.9 %	France

for the period from January 01, 2024, through December 30, 2024

The list includes the investments constituting **the greatest proportion of investments** of the financial product during the reference period which is: for the period from January 01, 2024, through December 31, 2024



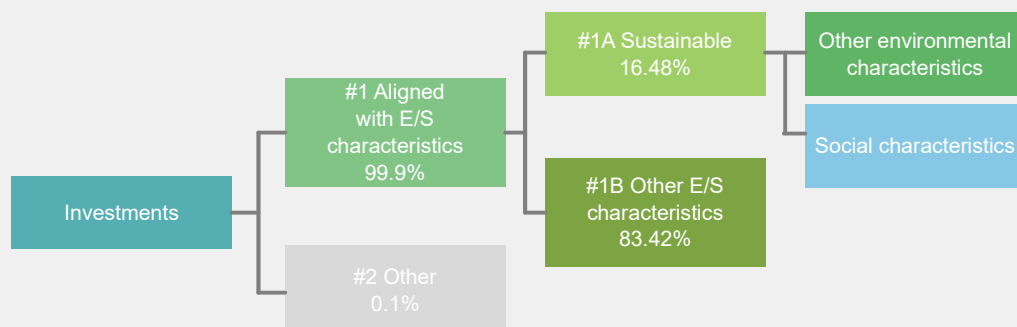
What was the proportion of sustainability-related investments?

Asset allocation describes the share of investments in specific assets.

What was the asset allocation?

As at 31.12.2024, this financial product invested 99.90% of its net assets in investments that are aligned with the promoted environmental and social characteristics (#1 Aligned with E/S characteristics). Within this category, 16.48% of the financial product's assets qualified as sustainable investments (#1A Sustainable).

0.10% of the investments were not aligned with these characteristics (#2 Other).



#1 Aligned with E/S characteristics includes the investments of the financial product used to attain the environmental or social characteristics promoted by the financial product.

#2 Other includes the remaining investments of the financial product which are neither aligned with the environmental or social characteristics, nor are qualified as sustainable investments.

The category **#1 Aligned with E/S characteristics** covers:

- The sub-category **#1A Sustainable** covers sustainable investments with environmental or social objectives.
- The sub-category **#1B Other E/S characteristics** covers investments aligned with the environmental or social characteristics that do not qualify as sustainable investments.

In which economic sectors were the investments made?

Xtrackers MSCI Europe Industrials ESG Screened UCITS ETF

NACE-Code	Breakdown by sector according to NACE Codes	in % of portfolio volume
C	Manufacturing	30.1 %
F	Construction	1.6 %
G	Wholesale and retail trade; repair of motor vehicles and motorcycles	1.2 %
H	Transporting and storage	7.2 %
J	Information and communication	9.2 %
K	Financial and insurance activities	2.4 %
M	Professional, scientific and technical activities	38.8 %
N	Administrative and support service activities	6.4 %
NA	Other	3.0 %
Exposure to companies active in the fossil fuel sector*		54.6 %

As of: December 30, 2024

*The financial product's exposure to companies active in the fossil fuel sector was derived as the aggregate weight of any companies with any revenues from fossil fuel, including secondary activities, and is distinct from the economic sectors defined in accordance with the NACE classification system. The calculation is only applicable to securities classified as corporates. The data is obtained from various data vendors and may result in a divergence, if any, from other disclosures related to fossil fuel exposure as disclosed in this report.



To what extent were the sustainable investments with an environmental objective aligned with the EU Taxonomy?

N/A – There was no minimum proportion for sustainable investments with an environmental objective that were consistent with the EU Taxonomy. For this reason, the share of environmentally sustainable investments in accordance with Regulation (EU) 2020/852 (Taxonomy Regulation) is considered to be 0% of the financial product's assets. It may, however, have been the case that some sustainable investments were nevertheless compliant with the environmental objective of the Taxonomy Regulation.

To comply with the EU Taxonomy, the criteria for **fossil gas** include limitations on emissions and switching to fully renewable power or low-carbon fuels by the end of 2035. For **nuclear energy**, the criteria include comprehensive safety and waste management rules.

Enabling activities directly enable other activities to make a substantial contribution to an environmental objective.

Transitional activities are economic activities for yet low-carbon alternatives are not yet available and that have greenhouse gas emission levels corresponding to the best performance.

Did the financial product invest in fossil gas and/or nuclear energy related activities complying with the EU Taxonomy¹?

Yes:

In fossil gas

In nuclear energy

No

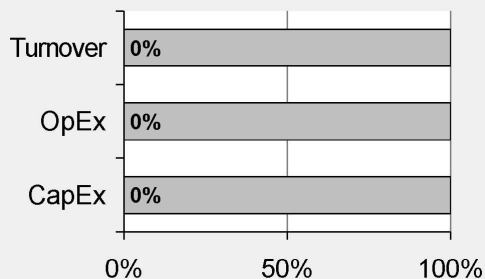
¹ Fossil gas and/or nuclear related activities will only comply with the EU Taxonomy where they contribute to limiting climate change ("climate change mitigation") and do no significant harm to any EU Taxonomy objective - see explanatory note in the left hand margin. The full criteria for fossil gas and nuclear energy economic activities that comply with the EU Taxonomy are laid down in Commission Delegated Regulation (EU) 2022/1214.

Taxonomy-aligned activities are expressed as a share of:

- **turnover** reflecting the share of revenue from green activities of investee companies.
- **capital expenditure (CapEx)** showing the green investments made by investee companies, e.g. for a transition to a green economy.
- **operational expenditure (OpEx)** reflecting the green operational activities of investee companies.

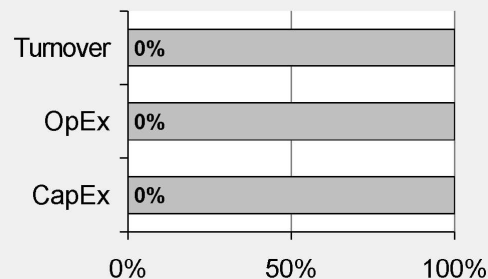
The graphs below show in green the percentage of investments that were aligned with the EU Taxonomy. As there is no appropriate methodology to determine the Taxonomy-alignment of sovereign bonds*, the first graph shows the Taxonomy-alignment in relation to all the investments of the financial product including sovereign bonds, while the second graph shows the Taxonomy-alignment only in relation to the investments of the financial product other than sovereign bonds.

1. Taxonomy-alignment of investments including sovereign bonds*



Taxonomy-aligned: Fossil gas	0.00%
Taxonomy-aligned: Nuclear	0.00%
Taxonomy-aligned (no gas and nuclear)	0.00%
Taxonomy-aligned	0.00%
Non Taxonomy-aligned	100.00%

2. Taxonomy-alignment of investments excluding sovereign bonds*



Taxonomy-aligned: Fossil gas	0.00%
Taxonomy-aligned: Nuclear	0.00%
Taxonomy-aligned (no gas and nuclear)	0.00%
Taxonomy-aligned	0.00%
Non Taxonomy-aligned	100.00%

This graph represents 100% of the total investments.

*For the purpose of these graphs, 'sovereign bonds' consist of all sovereign exposures

What was the share of investments made in transitional and enabling activities?

N/A – There was no minimum proportion for sustainable investments with an environmental objective that were consistent with the EU Taxonomy. For this reason, the share of investments in transitional and enabling activities in accordance with Regulation (EU) 2020/852 (Taxonomy Regulation) is considered to be 0% of the financial product's assets. It may, however, have been the case that some sustainable investments were in transitional and enabling activities.

How did the percentage of investments that are aligned with the EU Taxonomy compare with previous reference periods?

N/A



are sustainable investments with an environmental objective that **do not take into account the criteria** for environmentally sustainable economic activities under the Regulation (EU) 2020/852.



What was the share of sustainable investments with an environmental objective not aligned with the EU Taxonomy?

The financial product did not intend to make a minimum allocation to sustainable economic activities that contribute to an environmental objective. However, as at 31.12.2024 the share of environmentally and socially sustainable investments was 16.48% in total.



What was the share of socially sustainable investments?

The financial product did not intend to make a minimum allocation to sustainable economic activities that contribute to a social objective. However, as at 31.12.2024 the share of environmentally and socially sustainable investments was 16.48% in total.



What investments were included under “other”, what was their purpose and were there any minimum environmental or social safeguards?

The financial product predominantly promoted asset allocation in investments that were aligned with environmental and social characteristics (#1 Aligned with E/S characteristics).

Those investments included under “#2 Other”, included any ancillary liquid assets for the purpose of efficient portfolio management, including any secured and/or unsecured deposits and/or units or shares of other UCITS or other collective investment schemes which pursued a money market or cash strategy, or financial derivative instruments. It also included (i) any securities which have been recently downgraded by the relevant ESG data provider used in the construction of the Reference Index but could not be removed from the Reference Index until the next Reference Index rebalance and could therefore not be removed from the portfolio until that time and (ii) any securities for which the relevant ESG data provider (a) did not provide a rating or (b) provided a rating that diverged from the Reference Index ESG data provider.



What actions have been taken to meet the environmental and/or social characteristics during the reference period?

The Reference Index promoted environmental and social characteristics by excluding companies from the Parent Index which did not fulfil the specific ESG criteria outlined above, as of each Reference Index rebalance. In order to seek to achieve the investment objective, the financial product adopted a "Direct Investment Policy" which means that the financial product aimed to replicate the Reference Index by buying all or a substantial number of, the constituents of the Reference Index.

Where the financial product entered into securities lending transactions during the period, if any, the collateral received in relation to such transactions complied with ESG standards as determined by the relevant investment manager, sub-portfolio manager and/or securities lending agent. Equity collateral conforming to such ESG standards were identified by reference to an appropriate ESG Index and incorporated as a minimum ESG screens substantially similar to those of the Reference Index.

Active engagement with investee issuers, using proxy voting and engagement to drive change for the benefit of clients is a key part of DWS Group's approach to sustainable investment. DWS applied an Engagement Policy and Corporate Governance & Proxy Voting Policy. For further information regarding the proxy voting activities of the financial product, please visit <https://funds.dws.com/en-lu/about-us/corporate-governance/>.



How did this financial product perform compared to the reference sustainable benchmark?

The financial product has designated the MSCI Europe Industrials ESG Screened 20–35 Select Index as the reference benchmark. Please see below for the performance comparison between the financial product and the reference benchmark.

Reference benchmarks are indexes to measure whether the financial product attains the environmental or social characteristics that they promote.

How did the reference benchmark differ from a broad market index?

The Reference Index is based on the Parent Index which is designed to reflect the performance of the shares of large and mid–cap securities across certain developed markets countries in Europe, which are classified in the industrials sector as per the Global Industry Classification Standard (GICS®). The Reference Index excludes companies from the Parent Index which do not fulfil the following specific ESG criteria:

- Are unrated by MSCI ESG Research
- Are assigned an MSCI ESG Rating of CCC
- Have any involvement in controversial weapons
- Are classified by MSCI in their ESG Business Involvement Screening Research as breaching certain thresholds in controversial activities, including, but not limited to, tobacco, conventional weapons, nuclear weapons, civilian firearms, thermal coal, unconventional and/or arctic oil and gas extraction and palm oil
- Have an MSCI ESG Controversies Score of 0 and/or fail to comply with the United Nations Global Compact principles or have an insufficient MSCI ESG Controversies Score related to certain biodiversity and/or environmental controversies

The Reference Index also includes a carbon emission reduction rule, whereby if having applied the above exclusions, the Greenhouse Gas (“GHG”) intensity of the Reference Index has been insufficiently reduced compared to the Parent Index, constituents are excluded by descending order of GHG intensity until a relevant reduction threshold is achieved as determined by MSCI Climate Change Metrics.

How did this financial product perform with regard to the sustainability indicators to determine the alignment of the reference benchmark with the environmental or social characteristics promoted?

Xtrackers MSCI Europe Industrials ESG Screened UCITS ETF

Indicators	Performance Financial Product Xtrackers MSCI Europe Industrials ESG Screened UCITS ETF	Performance MSCI Europe Industrials ESG Screened 20-35 Select Index
Controversial Weapons Involvement	0 Market weight (%)	0 Market weight (%)
Tobacco involvement	0 Market weight (%)	0 Market weight (%)
Exposure to Very Severe Controversies	0 Market weight (%)	0 Market weight (%)
Exposure to Worst-in-Class Issuers	0 Market weight (%)	0 Market weight (%)

As of: December 30, 2024

How did this financial product perform compared with the reference benchmark?

Reference benchmark comparison	Financial Product Xtrackers MSCI Europe Industrials ESG Screened UCITS ETF	Benchmark MSCI Europe Industrials ESG Screened 20-35 Select Index
Performance	10.50%	10.27%

Performance (during the period January 01, 2024 , through December 31, 2024)

How did this financial product perform compared with the broad market index?

Broad market index comparison	Financial Product	Broad market index
	Xtrackers MSCI Europe Industrials ESG Screened UCITS ETF	MSCI Europe Industrials Net Total Return EUR Index
Performance	10.50%	14.87%

Performance (during the period January 01, 2024 , through December 31, 2024)