

Periodic disclosure for financial products referred to in Article 8, paragraph 1, 2 and 2a, of Regulation (EU) 2019/2088 and Article 6, first paragraph, of Regulation (EU) 2020/852

**Sustainable investment** means an investment in an economic activity that contributes to an environmental or social objective, provided that the investment does not significantly harm any environmental or social objective and that the investee companies follow good governance practices.

The **EU Taxonomy** is a classification system laid down in Regulation (EU) 2020/852, establishing a list of **environmentally sustainable economic activities**. That Regulation does not lay down a list of socially sustainable economic activities. Sustainable investments with an environmental objective might be aligned with the Taxonomy or not.

**Product name:** Xtrackers World Equity Enhanced Active UCITS ETF

**Legal entity identifier:** 254900AF69CKD5864H81

**Environmental and/or social characteristics**

**Did this financial product have a sustainable investment objective?**

<input checked="" type="radio"/> <input checked="" type="radio"/> <input type="radio"/> <b>Yes</b>	<input checked="" type="radio"/> <input type="radio"/> <input checked="" type="checkbox"/> <b>No</b>
<input type="checkbox"/> it made <b>sustainable investments with an environmental objective: ___%</b>	<input checked="" type="checkbox"/> <b>It promoted Environmental/Social (E/S) characteristics</b> and while it did not have as its objective a sustainable investment, it had a proportion of 22.03 % of sustainable investments.
<input type="checkbox"/> in economic activities that qualify as environmentally sustainable under the EU Taxonomy	<input type="checkbox"/> with an environmental objective in economic activities that qualify as environmentally sustainable under the EU Taxonomy
<input type="checkbox"/> in economic activities that do not qualify as environmentally sustainable under the EU Taxonomy	<input checked="" type="checkbox"/> with an environmental objective in economic activities that do not qualify as environmentally sustainable under the EU Taxonomy
<input type="checkbox"/> It made <b>sustainable investments with a social objective: ___%</b>	<input checked="" type="checkbox"/> with a social objective
<input type="checkbox"/> It promoted E/S characteristics, but did <b>not make any sustainable investments</b>	<input type="checkbox"/> It promoted E/S characteristics, but did <b>not make any sustainable investments</b>



**Sustainability indicators** measure how the environmental or social characteristics promoted by the financial product are attained.

To what extent were the environmental and/or social characteristics promoted by this financial product met?

The financial product promoted environmental and social characteristics and qualified as a financial product subject to Article 8(1) SFDR through the screening of the portfolio against an ESG database. The financial product specifically promoted, the environmental characteristic of a reduction in oil sands extraction; and the social characteristics of: a reduction in human and labour rights controversy occurrences, a reduction in controversial weapon production, and a reduction in tobacco production. The financial product utilised data from Urgewald and MSCI ESG Research LLC (“MSCI”) to apply certain ESG criteria using the following products: Urgewald Global Coal Exit List (GCEL), MSCI ESG Ratings, MSCI ESG Controversies, and MSCI ESG Business Involvement Screening Research.

Companies in the Investment Universe which breached the following ESG standards, among others, were excluded:

- Were assigned an MSCI ESG Rating of ‘CCC’;
- Failed to comply with the United Nations Global Compact principles or had a MSCI Controversies Score of 0;
- Had any involvement in controversial or nuclear weapons, as categorised by MSCI ESG Research;
- Were classified by MSCI as breaching revenue thresholds of up to 10% in weapon-related activities, including conventional weapons and civilian firearms;
- Were classified by MSCI as breaching revenue thresholds of up to 5% in controversial activities, including tobacco production, thermal coal mining and power and unconventional oil and gas extraction (oil sands); and
- Were classified by GCEL as having any involvement in coal power expansion projects or coal mining expansion projects.

Please note that companies that were not assessed by MSCI ESG Research in the ESG Controversies and ESG Ratings assessments were also excluded.

*MSCI ESG Ratings* MSCI ESG Ratings provided research, data, analysis, and ratings of how well companies managed environmental, social and governance risks and opportunities. MSCI ESG Ratings provided an overall company ESG rating.

#### *MSCI ESG Controversies*

MSCI ESG Controversies provided assessments of controversies concerning the negative environmental, social, and/or governance impact of company operations, products and services.

#### *MSCI ESG Business Involvement Screening Research*

MSCI ESG Business Involvement Screening Research (“BISR”) aimed to enable institutional investors to manage ESG standards and restrictions.

#### *Urgewald Global Coal Exit List (GCEL)*

The Urgewald Global Coal Exit List aimed to give financial institutions a tool to remove coal from their portfolios. The GCEL aimed to provide coal-related data for companies within the coverage universe. GCEL covered the entire thermal coal value chain from coal exploration and mining, to coal power production and coal gasification. For full details please refer to [www.urgewald.org/english](http://www.urgewald.org/english)

The portfolio allocation (the “Proposed Allocation”) was provided by DWS International GmbH (the “Discretionary Investment Advisor”) on a scheduled monthly basis (the “Asset Selection Date”) or at other times where the Discretionary Investment Advisor wished to update the Proposed Allocation based on economic and/or other indicators. While the financial product sought to ensure compliance with the above ESG standards at each Asset Selection Date or review date, between these dates, securities which no longer met these criteria may have remained included in the portfolio of the financial product until it was possible and practicable to divest such positions.

The financial product did not designate a reference benchmark to promote these environmental and/or social characteristics.

## How did the sustainability indicators perform?

### Xtrackers World Equity Enhanced Active UCITS ETF

Indicators	Description	Performance December 31, 2025
Controversial Weapons Involvement	The percentage of the financial product's portfolio's market value exposed to companies with ties to cluster munitions, landmines, biological / chemical weapons, depleted uranium weapons, blinding laser weapons, incendiary weapons, and/or non-detectable fragments as determined by MSCI, or for which no data was available.	0 Market weight (%)
Exposure to Very Severe Controversies	The percentage of the financial product's portfolio's market value exposed to companies facing one or more Very Severe controversies related to the environment, customers, human rights, labour rights and governance, as determined by MSCI, including violation of the OECD Guidelines for Multinational Enterprises and the UN Guiding Principles on Business and Human Rights, or for which no data was available.	0 Market weight (%)
Exposure to Worst-in-Class Issuers	The percentage of the financial product's portfolio's market value exposed to companies with a rating of "CCC" as determined by MSCI, or for which no data was available.	0 Market weight (%)
Oil Sands Extractions	The percentage of the financial product's portfolio's market value exposed to companies flagged for involvement in oil sands extraction with a revenue in this area of more than, or equal to, 5%, or for which no data was available, as determined by MSCI.	0 Market weight (%)
Tobacco Production	The percentage of the financial product's portfolio's market value exposed to companies flagged for involvement in tobacco production with a revenue in this area of more than 0%, or for which no data was available, as determined by MSCI.	0 Market weight (%)

...and compared to previous periods?

N/A

What were the objectives of the sustainable investments that the financial product partially made and how did the sustainable investment contribute to such objectives?

While the financial product did not have sustainable investment as its objective, it invested a minimum proportion of its assets in sustainable investments as defined by Article 2 (17) SFDR.

As at 31.12.2025 22.03% of the financial product's net assets were invested in sustainable economic activities that contribute to an environmental and/or social objective, in accordance with Article 2 (17) SFDR. Sustainable economic activities refer to the proportion of an issuer's economic activities that contribute to an environmental objective and/or a social objective, provided that such investments do not significantly harm any of those objectives and that the investee companies follow good governance practices. The sustainability investment assessment used data from one or multiple data providers and/or public sources to determine if an activity was sustainable. The environmental and/or social objectives were identified by activities that contributed positively to the United Nations Sustainable Development Goals ("UN SDGs"), which included, but was not limited to, (i) Goal 1: No poverty, (ii) Goal 2: Zero hunger, (iii) Goal 3: Good health and well-being, (iv) Goal 4: Quality education, (v) Goal 5: Gender equality, (vi) Goal 6: Clean water and Sanitation, (vii) Goal 7: Affordable and clean energy, (viii) Goal 10: Reduced inequality, (ix) Goal 11: Sustainable cities and communities, (x) Goal 12: Responsible consumption, (xi) Goal 13: Climate action, (xii) Goal 14: Life below water, and (xiii) Goal 15: Life on land, were measured in terms of revenues, capital expenditure (CapEx) and/or operational expenditure (OpEx). The extent of contribution to individual UN SDGs varied based on the actual investments in the portfolio.

How did the sustainable investments that the financial product partially made not cause significant harm to any environmental or social sustainable investment objective?

In accordance with Article 2 (17) SFDR, any such sustainable investments did not significantly harm any environmental or social objectives and such sustainable investment issuers followed good governance practices. Any investment that failed to meet the do no significant harm ("DNSH") thresholds were not considered towards the sustainable investment share of the financial product. Such DNSH thresholds included, but were not limited to:

- Involvement in harmful business activities
- Violation of international norms or involvement in very severe controversies; and
- Violation of certain principal adverse indicator thresholds.

How were the indicators for adverse impacts on sustainability factors taken into account?

As part of the DNSH assessment under article 2(17) SFDR, the sustainable investment assessment integrated certain metrics related to principle adverse indicators and the financial product included criteria to reduce exposure to or to exclude securities which were negatively aligned with the following principal adverse indicators:

- Exposure to companies active in the fossil fuel sector (no. 4);
- Violation of UN Global Compact principles and OECD Guidelines for multinational enterprises (no. 10); and
- Exposure to controversial weapons (no. 14).

Were sustainable investments aligned with the OECD Guidelines for Multinational Enterprises and the UN Guiding Principles on Business and Human Rights? Details:

Any securities that violated the OECD Guidelines for Multinational Enterprises and the UN Guiding Principles on Business and Human Rights were ineligible for investment by the financial product.

*The EU Taxonomy sets out a “do not significant harm” principle by which Taxonomy-aligned investments should not significantly harm EU Taxonomy objectives and is accompanied by specific Union Criteria.*

*The “do no significant harm” principle applies only to those investments underlying the financial product that take into account the EU Criteria for environmentally sustainable economic activities. The investments underlying the remaining portion of this financial product do not take into account the EU Criteria for environmentally sustainable economic activities.*

*Any other sustainable investments must also not significantly harm any environmental or social objectives.*

How did this financial product consider principal adverse impacts on sustainability factors?

As part of the DNSH assessment under article 2(17) SFDR, the sustainable investment assessment integrated certain metrics related to principle adverse indicators and the financial product included criteria to reduce exposure to or to exclude securities which were negatively aligned with the following principal adverse indicators:

- Exposure to companies active in the fossil fuel sector (no. 4);
- Violation of UN Global Compact principles and OECD Guidelines for multinational enterprises (no. 10); and
- Exposure to controversial weapons (no. 14).



**Principal adverse impacts** are the most significant negative impacts of investment decisions on sustainability factors relating to environmental, social and employee matters, respect for human rights, anti-corruption and anti-bribery matters.



## What were the top investments of this financial product?

### Xtrackers World Equity Enhanced Active UCITS ETF

Largest investments	Breakdown by sector according to NACE Codes	in % of average portfolio volume	Breakdown by country
NVIDIA Corp.	C - Manufacturing	3.7 %	United States
Microsoft Corp.	J - Information and communication	3.1 %	United States
Apple	G - Wholesale and retail trade; repair of motor vehicles and motorcycles	3.0 %	United States
Amazon.com	G - Wholesale and retail trade; repair of motor vehicles and motorcycles	1.7 %	United States
Meta Platforms	J - Information and communication	1.4 %	United States
Broadcom	C - Manufacturing	1.2 %	United States
Alphabet Cl.A	J - Information and communication	1.2 %	United States
Tesla	C - Manufacturing	0.9 %	United States
Alphabet Cl.C	J - Information and communication	0.8 %	United States
JPMorgan Chase & Co.	K - Financial and insurance activities	0.8 %	United States
Netflix	J - Information and communication	0.7 %	United States
Berkshire Hathaway Cl.B (new)	K - Financial and insurance activities	0.7 %	United States
Costco Wholesale Corp.	G - Wholesale and retail trade; repair of motor vehicles and motorcycles	0.5 %	United States
Novartis AG	C - Manufacturing	0.5 %	Switzerland
Booking Holdings	J - Information and communication	0.4 %	United States

for the period from May 14, 2025, through December 31, 2025

The list includes the investments constituting **the greatest proportion of investments** of the financial product during the reference period which is: for the period from May 14, 2025, through December 31, 2025



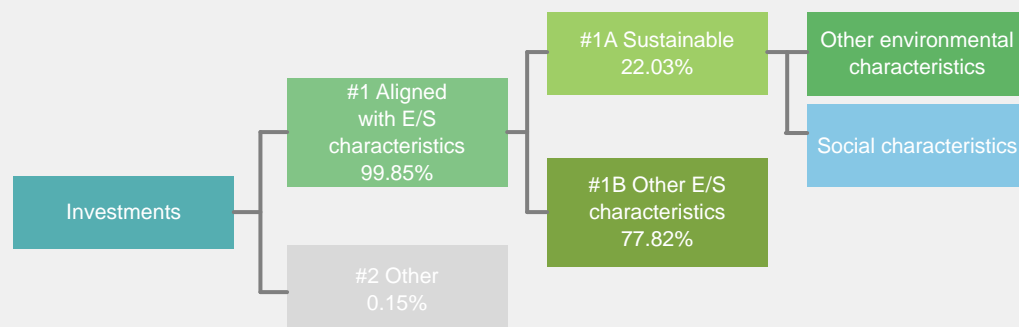
## What was the proportion of sustainability-related investments?

**Asset allocation** describes the share of investments in specific assets.

### What was the asset allocation?

As at 31.12.2025, this financial product invested 99.85% of its net assets in investments that are aligned with the promoted environmental and social characteristics (#1 Aligned with E/S characteristics). Within this category, 22.03% of the financial product's assets qualified as sustainable investments (#1A Sustainable).

0.15% of the investments were not aligned with these characteristics (#2 Other).



**#1 Aligned with E/S characteristics** includes the investments of the financial product used to attain the environmental or social characteristics promoted by the financial product.

**#2 Other** includes the remaining investments of the financial product which are neither aligned with the environmental or social characteristics, nor are qualified as sustainable investments.

The category **#1 Aligned with E/S characteristics** covers:

- The sub-category **#1A Sustainable** covers sustainable investments with environmental or social objectives.
- The sub-category **#1B Other E/S characteristics** covers investments aligned with the environmental or social characteristics that do not qualify as sustainable investments.

In which economic sectors were the investments made?

#### Xtrackers World Equity Enhanced Active UCITS ETF

NACE-Code	Breakdown by sector according to NACE Codes	in % of portfolio volume
B	Mining and quarrying	2.6 %
C	Manufacturing	31.6 %
D	Electricity, gas, steam and air conditioning supply	1.9 %
F	Construction	0.9 %
G	Wholesale and retail trade; repair of motor vehicles and motorcycles	13.8 %
H	Transporting and storage	1.4 %
I	Accommodation and food service activities	0.4 %
J	Information and communication	17.0 %
K	Financial and insurance activities	16.0 %
L	Real estate activities	0.6 %
M	Professional, scientific and technical activities	8.5 %
N	Administrative and support service activities	0.5 %
Q	Human health and social work activities	0.2 %
R	Arts, entertainment and recreation	0.6 %
NA	Other	3.9 %
<b>Exposure to companies active in the fossil fuel sector*</b>		<b>10.1 %</b>

As of: December 31, 2025

\* The financial product's economic exposure to companies active in the fossil fuel sector was derived as the aggregate weight of any companies with any revenues from fossil fuel, including secondary activities, and is distinct from the economic sectors defined in accordance with the NACE classification system. The calculation is only applicable to securities classified as corporates. The data is obtained from various data vendors and may result in a divergence, if any, from other disclosures related to fossil fuel exposure as disclosed in this report.



To what extent were the sustainable investments with an environmental objective aligned with the EU Taxonomy?

N/A – There was no minimum proportion for sustainable investments with an environmental objective that were consistent with the EU Taxonomy. For this reason, the share of environmentally sustainable investments in accordance with Regulation (EU) 2020/852 (Taxonomy Regulation) is considered to be 0% of the financial product's assets. It may, however, have been the case that some sustainable investments were nevertheless compliant with the environmental objective of the Taxonomy Regulation.

To comply with the EU Taxonomy, the criteria for **fossil gas** include limitations on emissions and switching to fully renewable power or low-carbon fuels by the end of 2035. For **nuclear energy**, the criteria include comprehensive safety and waste management rules.

**Enabling activities** directly enable other activities to make a substantial contribution to an environmental objective.

**Transitional activities** are economic activities for yet low-carbon alternatives are not yet available and that have greenhouse gas emission levels corresponding to the best performance.

Did the financial product invest in fossil gas and/or nuclear energy related activities complying with the EU Taxonomy<sup>1</sup>?

Yes:

In fossil gas

In nuclear energy

No

While it is considered that no relevant investments were made, it is possible the financial product may have made some investments in fossil gas and/or nuclear energy related activities that comply with the EU Taxonomy.

<sup>1</sup> Fossil gas and/or nuclear related activities will only comply with the EU Taxonomy where they contribute to limiting climate change ("climate change mitigation") and do no significant harm to any EU Taxonomy objective - see explanatory note in the left hand margin. The full criteria for fossil gas and nuclear energy economic activities that comply with the EU Taxonomy are laid down in Commission Delegated Regulation (EU) 2022/1214.

Taxonomy-aligned activities are expressed as a share of:

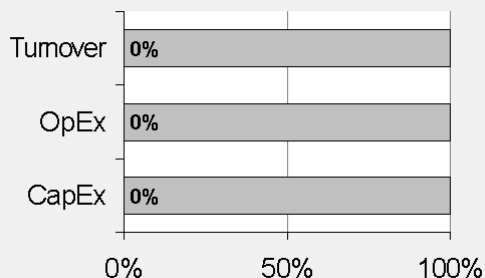
- **turnover** reflecting the share of revenue from green activities of investee companies.

- **capital expenditure** (CapEx) showing the green investments made by investee companies, e.g. for a transition to a green economy.

- **operational expenditure** (OpEx) reflecting the green operational activities of investee companies.

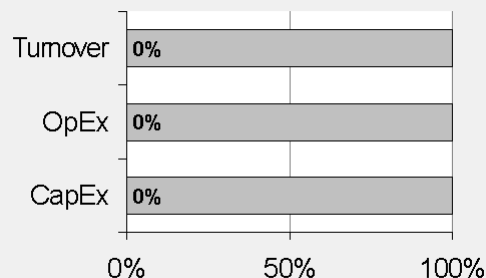
The graphs below show in green the percentage of investments that were aligned with the EU Taxonomy. As there is no appropriate methodology to determine the Taxonomy-alignment of sovereign bonds\*, the first graph shows the Taxonomy-alignment in relation to all the investments of the financial product including sovereign bonds, while the second graph shows the Taxonomy-alignment only in relation to the investments of the financial product other than sovereign bonds.

1. Taxonomy-alignment of investments including sovereign bonds\*



Taxonomy-aligned: Fossil gas	0.00%
Taxonomy-aligned: Nuclear	0.00%
Taxonomy-aligned (no gas and nuclear)	0.00%
<b>Taxonomy-aligned</b>	<b>0.00%</b>
Non Taxonomy-aligned	100.00%

2. Taxonomy-alignment of investments excluding sovereign bonds\*



Taxonomy-aligned: Fossil gas	0.00%
Taxonomy-aligned: Nuclear	0.00%
Taxonomy-aligned (no gas and nuclear)	0.00%
<b>Taxonomy-aligned</b>	<b>0.00%</b>
Non Taxonomy-aligned	100.00%

This graph represents 100% of the total investments.

\*For the purpose of these graphs, 'sovereign bonds' consist of all sovereign exposures

What was the share of investments made in transitional and enabling activities?

N/A – There was no minimum proportion for sustainable investments with an environmental objective that were consistent with the EU Taxonomy. For this reason, the share of investments in transitional and enabling activities in accordance with Regulation (EU) 2020/852 (Taxonomy Regulation) is considered to be 0% of the financial product's assets. It may, however, have been the case that some sustainable investments were in transitional and enabling activities.

How did the percentage of investments that are aligned with the EU Taxonomy compare with previous reference periods?

N/A



are sustainable investments with an environmental objective that **do not take into account the criteria** for environmentally sustainable economic activities under the Regulation (EU) 2020/852.



What was the share of sustainable investments with an environmental objective not aligned with the EU Taxonomy?

The financial product did not intend to make a minimum allocation to sustainable economic activities that contribute to an environmental objective. However, as at 31.12.2025 the share of environmentally and socially sustainable investments was 22.03% in total.



What was the share of socially sustainable investments?

The financial product did not intend to make a minimum allocation to sustainable economic activities that contribute to a social objective. However, as at 31.12.2025 the share of environmentally and socially sustainable investments was 22.03% in total.



What investments were included under “other”, what was their purpose and were there any minimum environmental or social safeguards?

The financial product predominantly promoted asset allocation in investments that were aligned with environmental and social characteristics (#1 Aligned with E/S characteristics).

Those investments included under “#2 Other”, included any ancillary liquid assets for the purpose of efficient portfolio management, including any secured and/or unsecured deposits and/or units or shares of other UCITS or other collective investment schemes which pursued a money market or cash strategy, or financial derivative instruments.



What actions have been taken to meet the environmental and/or social characteristics during the reference period?

The financial product promoted environmental and social characteristics and qualified as a financial product subject to Article 8(1) SFDR through the screening of the portfolio against an ESG database. The financial product specifically promoted, the environmental characteristic of a reduction in oil sands extraction; and the social characteristics of: a reduction in human and labour rights controversy occurrences, a reduction in controversial weapon production, and a reduction in tobacco production. The financial product utilised data from Urgewald and MSCI ESG Research LLC (“MSCI”) to apply certain ESG criteria using the following products: Urgewald Global Coal Exit List (GCEL), MSCI ESG Ratings, MSCI ESG Controversies, and MSCI ESG Business Involvement Screening Research.

Companies in the Investment Universe which breached the following ESG standards, among others, were excluded:

- Were assigned an MSCI ESG Rating of ‘CCC’;
- Failed to comply with the United Nations Global Compact principles or had a MSCI Controversies Score of 0;
- Had any involvement in controversial or nuclear weapons, as categorised by MSCI ESG Research;
- Were classified by MSCI as breaching revenue thresholds of up to 10% in weapon-related activities, including conventional weapons and civilian firearms;
- Were classified by MSCI as breaching revenue thresholds of up to 5% in controversial activities, including tobacco production, thermal coal mining and power and unconventional oil and gas extraction (oil sands); and
- Were classified by GCEL as having any involvement in coal power expansion projects or coal mining expansion projects.

Please note that companies that were not assessed by MSCI ESG Research in the ESG Controversies and ESG Ratings assessments were also excluded.

*MSCI ESG Ratings* MSCI ESG Ratings provided research, data, analysis, and ratings of how well companies managed environmental, social and governance risks and opportunities. MSCI ESG Ratings provided an overall company ESG rating.

#### *MSCI ESG Controversies*

MSCI ESG Controversies provided assessments of controversies concerning the negative environmental, social, and/or governance impact of company operations, products and services.

#### *MSCI ESG Business Involvement Screening Research*

MSCI ESG Business Involvement Screening Research (“BISR”) aimed to enable institutional investors to manage ESG standards and restrictions.

#### *Urgewald Global Coal Exit List (GCEL)*

The Urgewald Global Coal Exit List aimed to give financial institutions a tool to remove coal from their portfolios. The GCEL aimed to provide coal-related data for companies within the coverage universe. GCEL covered the entire thermal coal value chain from coal exploration and mining, to coal power production and coal gasification. For full details please refer to [www.urgewald.org/english](http://www.urgewald.org/english)

The Proposed Allocation was provided by the Discretionary Investment Advisor on each Asset Selection Date or at other times where the Discretionary Investment Advisor wished to update the Proposed Allocation based on economic and/or other indicators. While the financial product sought to ensure compliance with the above ESG standards at each Asset Selection Date or review date, between these dates, securities which no longer met these criteria may have remained included in the portfolio of the financial product until it was possible and practicable to divest such positions.

Active engagement with investee issuers, using proxy voting and engagement to drive change for the benefit of clients is a key part of DWS Group’s approach to sustainable investment. DWS applied an Engagement Policy and Corporate Governance & Proxy Voting Policy. For further information regarding the proxy voting activities of the financial product, please visit <https://funds.dws.com/en-lu/about-us/corporate-governance/>.



How did this financial product perform compared to the reference sustainable benchmark?

The financial product did not designate a reference benchmark for the purpose of attaining the environmental and/or social characteristics promoted.

**Reference benchmarks** are indexes to measure whether the financial product attains the environmental or social characteristics that they promote.