

This factsheet is as at 28 April 2023 unless otherwise specified.

Xtrackers MSCI Europe Small Cap UCITS ETF 1C

a sub fund of Xtrackers

At a Glance

- Direct investment in European Equities
- Provides diversified exposure to the European small-cap equity market

Reference Index key features

The MSCI Total Return Net Europe Small Cap Index aims to reflect the performance of the following market:

- small-cap companies from developed European markets
- Covers approximately 14% of total free-float market capitalisation
- Weighted by free-float adjusted market capitalisation
- Reviewed on a quarterly basis

Additional information on the index, selection and weighting methodology is available at www.msci.com

Fund information	
ISIN	LU0322253906
Share class currency	USD
Fund Currency	USD
Fund launch date	17 January 2008
Domicile	Luxembourg
Portfolio Methodology	Direct Replication
Sub-Portfolio Manager	DWS Investments UK Ltd
Investment Manager	DWS Investment GmbH
Custodian	State Street Bank International GmbH, Luxembourg Branch
All-in fee ¹	0.30% p.a.
Income treatment	Capitalising
NAV per Share	USD 58.03
Total Fund Assets	USD 898.27 Million
Total Shares Outstanding	15.48 Million
Annual security lending return ²	0.1261%

¹ Please see additional information / Glossary.

² Based on annual revenue from securities lending divided by average fund AuM over the past year or since the fund started securities lending (if less than one year ago)

Key Risks

- The value of your investment may go down as well as up and past performance does not predict future returns. Investor capital may be at risk up to a total loss.
- The value of an investment in shares will depend on a number of factors including, but not limited to, market and economic conditions, sector, geographical region and political events.
- The Fund is exposed to market movements in a single country or region which may be adversely affected by political or economic developments, government action or natural events that do not affect a fund investing in broader markets.
- The Fund invests in small and mid-capitalisation companies, which potentially involves greater risks compared to investing in large capitalisation companies. The shares may have less liquidity and could experience more price swings (or volatility) which could adversely affect the value of your investment.

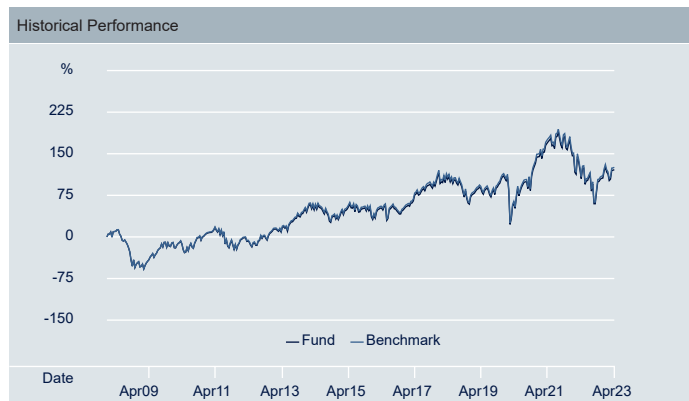
Listing and trading information			
Exchange	Bloomberg Ticker	Reuters RIC	Trading Currency
Xetra	XXSC GY	XXSC.DE	EUR
Stuttgart Stock Exchange	XXSC GS	XXSC.SG	EUR
London Stock Exchange	XXSC LN	XXSC.L	GBP
Italian Stock Exchange	XXSC IM	XXSC.MI	EUR
BX Berne eXchange	XXSC BW	XXSC.BN	CHF

Cumulative performance figures						
	1 Month	3 Months	6 Months	1 Year	3 Years	Annualised Volatility
Share Class	3.29%	1.86%	24.65%	-1.31%	37.54%	22.66%
Index	3.24%	1.76%	24.53%	-1.43%	37.34%	22.85%
Tracking Difference	0.05%	0.10%	0.11%	0.12%	0.21%	-
Tracking Error	0.16%	0.13%	0.12%	0.38%	0.23%	-

Calendar year performance figures						
	2018	2019	2020	2021	2022	YTD
Share Class	-19.78%	30.09%	13.91%	15.11%	-27.18%	11.35%
Index	-19.99%	30.16%	14.00%	15.09%	-27.27%	11.27%
Tracking Difference	0.21%	-0.07%	-0.09%	0.02%	0.09%	0.08%
Tracking Error	0.11%	0.12%	0.17%	0.09%	0.38%	0.12%

Rolling performance figures												
	4/13 - 4/14	4/14 - 4/15	4/15 - 4/16	4/16 - 4/17	4/17 - 4/18	4/18 - 4/19	4/19 - 4/20	4/20 - 4/21	4/21 - 4/22	4/22 - 4/23	Since launch	
Share Class	34.61%	-1.91%	0.33%	13.09%	19.46%	-7.93%	-14.81%	64.89%	-15.48%	-1.31%	5.34%	
Index	34.99%	-1.80%	0.30%	13.16%	19.35%	-7.98%	-14.82%	65.00%	-15.56%	-1.43%	5.47%	
Tracking Difference	-	-0.11%	0.03%	-0.07%	0.11%	0.05%	0.01%	-0.11%	0.08%	0.12%	-	
Tracking Error	-	0.30%	0.18%	0.11%	0.09%	0.12%	0.17%	0.12%	0.10%	0.38%	-	

Past performance does not predict future returns.



Source: DWS, Index Provider

Tracking Error and Tracking Difference calculations were reset on 24 February 2014 as a consequence to a change in replication methodology (Switch from Synthetic to Direct replication).

This factsheet is as at 28 April 2023 unless otherwise specified.

Top 10 ETF constituents		
Issuer	ISIN	Weight
CENTRICA ORD	GB00B033F229	0.64%
MELROSE INDUSTRIES PLC ORD	GB00BNGDN821	0.50%
BE SEMICONDUCTOR ORD	NL0012866412	0.50%
ARS NEDERLAND NV WHEN ISSUED	NL0011872643	0.49%
TRELLEBORG ORD	SE0000114837	0.46%
RIGHTMOVE ORD ORD	GB00BGDT3G23	0.46%
WEIR GROUP ORD	GB0009465807	0.45%
BCO DE SABADELL ORD	ES0113860A34	0.44%
GEORG FISCHER ORD	CH1169151003	0.44%
BANCO BPM ORD	IT0005218380	0.44%

ETF Fundamentals	
ETF PE Ratio (Forward)	11.86
ETF PE Ratio (Trailing)	11.42
Number of Securities in the Fund	1,000

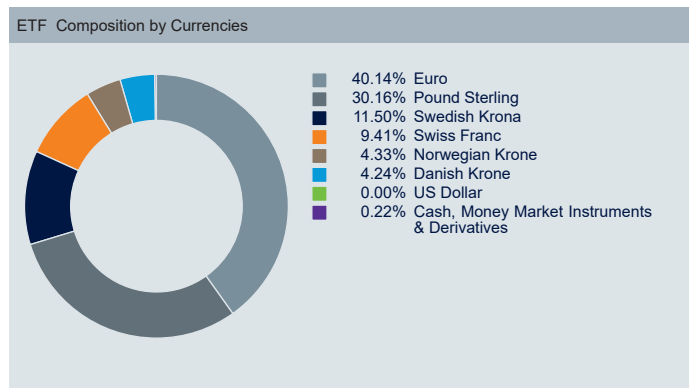
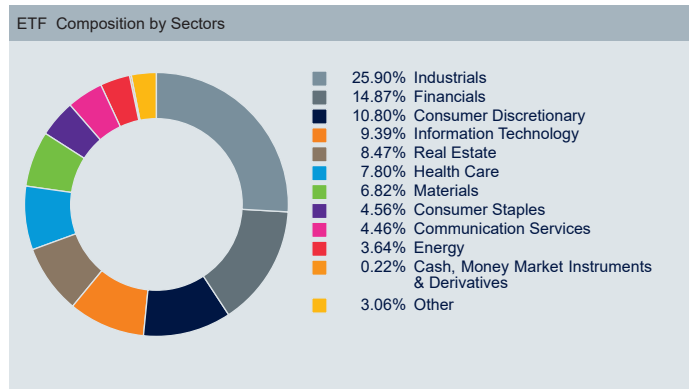
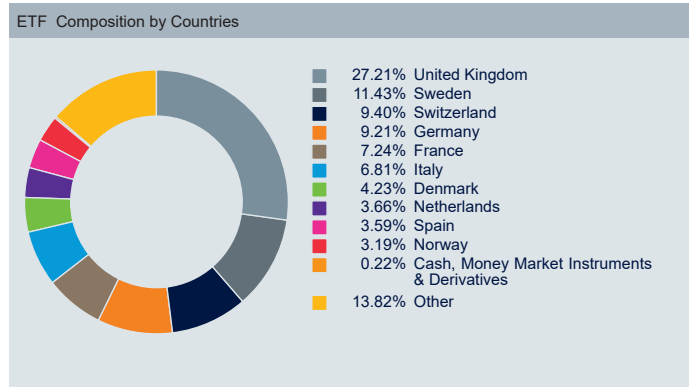
Source: DWS, 28 April 2023

Index information	
Index Name	MSCI Total Return Net Europe Small Cap Index
Index Provider	MSCI INC.
Bloomberg Symbol	NCUDE15
Index Type	Total Return Net
Index Base Currency	USD
Number of Index constituents	986
Index Rebalance Frequency	Quarterly

Source: Index Provider

MSCI Europe Small Cap UCITS ETF

Source: DWS
 Figures may not always add up to 100.00% due to rounding



Further information on Xtrackers ETFs

DWS
 Mainzer Landstrasse 11-17
 60329 Frankfurt am Main
 Hotline: +49 69 910 30549
 Fax: +49 69 910 41276

Hotline: +44 (0)20 7547 1747
 Website: www.Xtrackers.com
 E-Mail: Xtrackers@dws.com

Additional Information

A Glossary of Terms is available at Xtrackers.com.

ETF performance is shown on NAV basis, net of fees and index replication costs. Index performance is calculated on a total return basis. Volatility is calculated since launch of the share class.

Disclaimer

This document is intended for information purposes only and does not create any legally binding obligations on the part of DWS Group GmbH & Co. KGaA and/or its affiliates (DWS). This document has been prepared without consideration of the investment needs, objectives or financial circumstances of any investor. Without limitation, this document does not constitute an offer, an invitation to offer or a recommendation to enter into any transaction. Before making an investment decision, investors need to consider, with or without the assistance of an investment adviser, whether the investments and strategies described or provided by DWS are appropriate in light of their particular investment needs, objectives and financial circumstances. Information in this document has been obtained or derived from sources believed to be reliable and current. However, accuracy or completeness of the sources cannot be guaranteed. This document is not directed to, or intended for distribution to or use by, any person or entity who is a citizen or resident of or located in any locality, state, country or other jurisdiction, including the United States, where such distribution, publication, availability or use would be contrary to law or regulation or which would subject DWS to any registration or licensing requirement within such jurisdiction not currently met within such jurisdiction. Persons into whose possession this document may come are required to inform themselves of, and to observe, such restrictions. Xtrackers is an undertaking for collective investment in transferable securities (UCITS) in accordance with the applicable laws and regulations and set up as open-ended investment company with variable capital and segregated liability amongst its respective compartments. Xtrackers is incorporated in the Grand Duchy of Luxembourg, is registered with the Luxembourg Trade and Companies Register under number B-119.899 and has its registered office at 49, avenue J.F. Kennedy, L-1855 Luxembourg. DWS Investment S.A. acts as the management company of Xtrackers. Any investment decision in relation to a fund should be based solely on the latest version of the prospectus, the audited annual and, if more recent, un-audited semi-annual reports and the Key Information Document (KID), all of which are available in English upon request to DWS Investment S.A., 2, Boulevard Konrad Adenauer, L-1115 Luxembourg or on www.Xtrackers.com. **PAST PERFORMANCE IS NO GUARANTEE OF FUTURE RESULTS.**

© DWS Investments UK Limited, 2023. Authorised and regulated by the Financial Conduct Authority.

Index Disclaimer

The funds or securities referred to herein are not sponsored, endorsed, or promoted by MSCI, and MSCI bears no liability with respect to any such funds or securities or any index on which such funds or securities are based. The Prospectus of Xtrackers MSCI Europe Small Cap UCITS ETF contains a more detailed description of the limited relationship MSCI has with Xtrackers and any related funds.