

This factsheet is as at 30 April 2020 unless otherwise specified.
Past performance is not a reliable indicator of future results.

Xtrackers FTSE 100 UCITS ETF 1C

a sub fund of Xtrackers

At a Glance

- Direct investment in UK equities
- Provides diversified exposure to the top 100 blue chip UK stocks

FTSE 100 TR Net Index

- The FTSE 100 index aims to reflect the performance of the following market:
- British blue chip companies listed in GBP on the London Stock Exchange
 - 100 largest and most liquid companies
 - Weighted by free-float adjusted market capitalisation
 - Quarterly index review

Additional information on the index, selection and weighting methodology is available at www.ftse.com

Fund information	
ISIN	LU0838780707
Share class currency	GBP
Fund Currency	GBP
Fund launch date	28 November 2012
Domicile	Luxembourg
Portfolio Methodology	Direct Replication
Sub-Portfolio Manager	DWS Investments UK Ltd
Investment Manager	DWS Investment GmbH
Custodian	State Street Bank International GmbH, Luxembourg Branch
All-in fee ¹	0.09% p.a.
Income treatment	Reinvestment
NAV per Share	GBP 7.65
Total Fund Assets	GBP 57.40 Million
Total Shares Outstanding	7.50 Million
Reporting Fund	Yes
Annual security lending return ²	0.0052%

¹ Please see additional information / Glossary.

² Based on annual revenue from securities lending divided by average fund AuM over the past year or since the fund started securities lending (if less than one year ago)

Key Risks

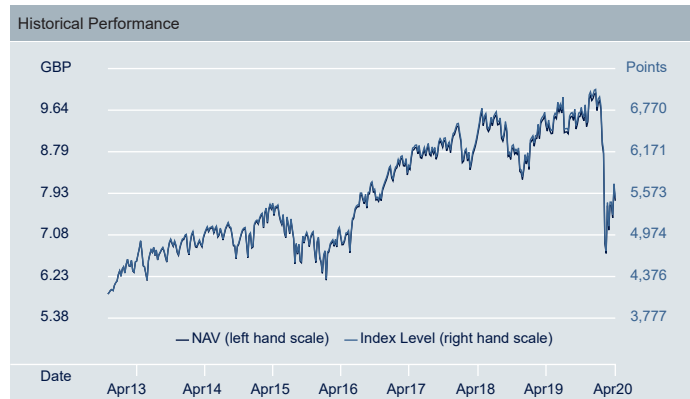
- The Fund is not guaranteed and your investment is at risk. The value of your investment may go down as well as up.
- The value of an investment in shares will depend on a number of factors including, but not limited to, market and economic conditions, sector, geographical region and political events.
- The Fund is exposed to market movements in a single country or region which may be adversely affected by political or economic developments, government action or natural events that do not affect a fund investing in broader markets.

Cumulative performance figures						
	1 Month	3 Months	6 Months	1 Year	3 Years	Annualised Volatility
Share Class	3.91%	-18.14%	-17.25%	-17.25%	-7.62%	15.66%
Index	3.90%	-18.13%	-17.22%	-17.17%	-7.36%	15.51%
Tracking Difference	0.01%	-0.01%	-0.03%	-0.08%	-0.26%	-
Tracking Error	1.71%	0.99%	0.70%	0.49%	0.28%	-

Rolling performance figures						
	4/15 - 4/16	4/16 - 4/17	4/17 - 4/18	4/18 - 4/19	4/19 - 4/20	Since launch
Share Class	-6.97%	19.90%	8.38%	3.00%	-17.25%	4.03%
Index	-6.87%	19.95%	8.47%	3.10%	-17.17%	4.15%
Tracking Difference	-	-0.06%	-0.10%	-0.10%	-0.08%	-
Tracking Error	-	0.04%	0.03%	0.04%	0.49%	-

Calendar year performance figures						
	YTD	2019	2018	2017	2016	2015
Share Class	-20.89%	17.04%	-8.01%	10.90%	18.95%	-1.43%
Index	-20.88%	17.18%	-7.92%	10.97%	19.04%	-1.34%
Tracking Difference	-0.01%	-0.14%	-0.09%	-0.07%	-0.10%	-
Tracking Error	0.84%	0.03%	0.04%	0.03%	0.04%	-

Listing and trading information						
Exchange	Bloomberg Ticker	Reuters RIC	Trading Currency	NSIN	Exchange Code (local)	Settlement
London Stock Exchange	XDUK LN	XDUK.L	GBP	B921DR1	XDUK	t+2
Xetra	XDUK GY	XDUK.DE	EUR	DBX0NF	XDUK	t+2



Source: DWS, Index Provider

Tracking Error and Tracking Difference calculations are reset on 27 July 2015 as a consequence to a change in replication methodology (Switch from Synthetic to Direct replication).

This factsheet is as at 30 April 2020 unless otherwise specified.
Past performance is not a reliable indicator of future results.

Top 10 ETF constituents		
Issuer	ISIN	Weight
ASTRAZENECA ORD	GB0009895292	7.35%
HSBC HOLDINGS ORD	GB0005405286	5.59%
GLAXOSMITHKLINE ORD	GB0009252882	5.48%
BRITISH AMERICAN TOBACCO ORD	GB0002875804	4.73%
DIAGEO ORD	GB0002374006	4.27%
BP ORD	GB0007980591	4.20%
ROYAL DUTCH SHELL ORD SH A	GB00B03MLX29	3.68%
ROYAL DUTCH SHELL ORD SH B	GB00B03MM408	3.25%
UNILEVER ORD	GB00B10RZP78	3.01%
RECKITT BNCSR GRP ORD	GB00B24CGK77	2.81%

ETF Fundamentals	
ETF PE Ratio (Forward)	20.90
ETF PE Ratio (Trailing)	21.60
Number of Securities in the Fund	102

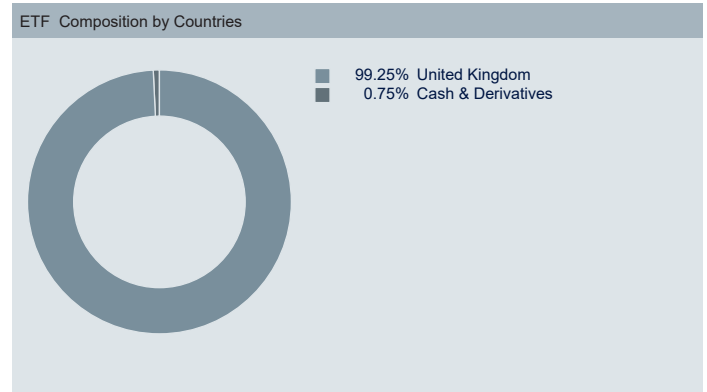
Source: DWS

Index information	
Bloomberg Symbol	UKXNUK
Index Type	Total Return Net
Index Base Currency	GBP
Index Rebalance Frequency	Quarterly

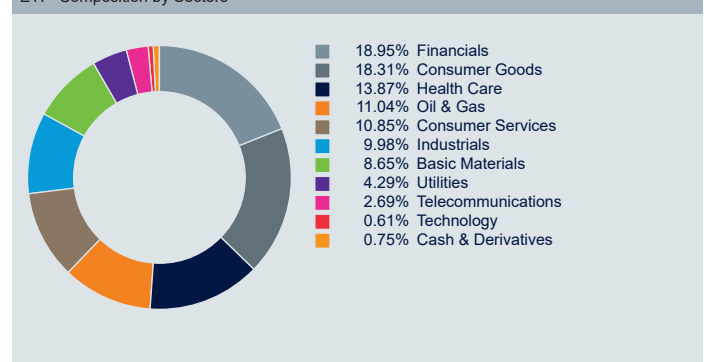
Source: Index Provider

FTSE 100 UCITS ETF

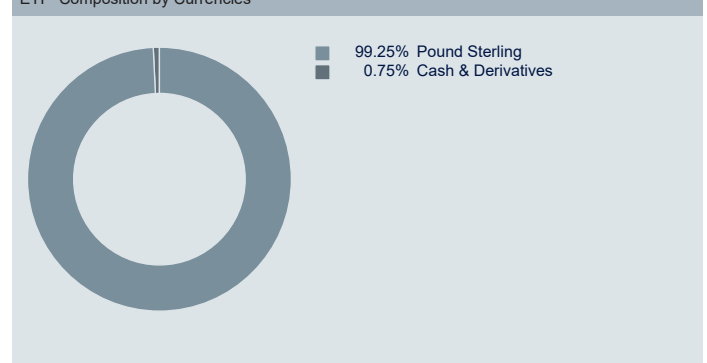
Source: DWS
 Figures may not always add up to 100.00% due to rounding



ETF Composition by Sectors



ETF Composition by Currencies



Further information on Xtrackers

DWS Investments UK Limited
 Winchester House
 1 Great Winchester Street
 London EC2N 2DB
 United Kingdom

Hotline: +44 (0)20 7547 1747
 Website: www.Xtrackers.com
 E-Mail: Xtrackers@dws.com

Additional Information

A Glossary of Terms is available at Xtrackers.com.

ETF performance is shown on NAV basis, net of fees and index replication costs. Index performance is calculated on a total return basis. Volatility is calculated since launch of the share class.

Key Risk Factors

Investments in funds involve numerous risks including, among others, general market risks, credit risks, foreign exchange risks, interest rate risks and liquidity risks. As such, the value of an investment in an Xtrackers ETF may go down as well as up and can result in losses, up to and including a total loss of the amount initially invested.

Movements in exchange rates can impact the value of your investment. If the currency of your country of residence is different from the currency in which the underlying investments of the fund are made, the value of your investment may increase or decrease subject to movements in exchange rates.

Disclaimer

This document is intended for information purposes only and does not create any legally binding obligations on the part of DWS Group GmbH & Co. KGaA and/or its affiliates (DWS). This document has been prepared without consideration of the investment needs, objectives or financial circumstances of any investor. Without limitation, this document does not constitute an offer, an invitation to offer or a recommendation to enter into any transaction. Before making an investment decision, investors need to consider, with or without the assistance of an investment adviser, whether the investments and strategies described or provided by DWS are appropriate in light of their particular investment needs, objectives and financial circumstances. Information in this document has been obtained or derived from sources believed to be reliable and current. However, accuracy or completeness of the sources cannot be guaranteed. This document is not directed to, or intended for distribution to or use by, any person or entity who is a citizen or resident of or located in any locality, state, country or other jurisdiction, including the United States, where such distribution, publication, availability or use would be contrary to law or regulation or which would subject DWS to any registration or licensing requirement within such jurisdiction not currently met within such jurisdiction. Persons into whose possession this document may come are required to inform themselves of, and to observe, such restrictions. Xtrackers is an undertaking for collective investment in transferable securities (UCITS) in accordance with the applicable laws and regulations and set up as open-ended investment company with variable capital and segregated liability amongst its respective compartments. Xtrackers is incorporated in the Grand Duchy of Luxembourg, is registered with the Luxembourg Trade and Companies' Register under number B-119.899 and has its registered office at 49, avenue J.F. Kennedy, L-1855 Luxembourg. DWS Investment S.A. acts as the management company of Xtrackers. Any investment decision in relation to a fund should be based solely on the latest version of the prospectus, the audited annual and, if more recent, un-audited semi-annual reports and the Key Investor Information Document (KIID), all of which are available in English upon request to DWS Investment S.A., 2, Boulevard Konrad Adenauer, L-1115 Luxembourg or on www.Xtrackers.com. **PAST PERFORMANCE IS NO GUARANTEE OF FUTURE RESULTS.**

© DWS Investments UK Limited, 2020. Authorised and regulated by the Financial Conduct Authority.

Index Disclaimer

All rights in the FTSE 100 TR Net Index (the "Index") vest in FTSE International Limited ("FTSE"). "FTSE®" is a trade mark of the London Stock Exchange Group companies and is used by FTSE under licence. The Xtrackers FTSE 100 UCITS ETF (the "ETF") has been developed solely by Deutsche Bank Asset Management. The Index is calculated by FTSE or its agent. FTSE and its licensors are not connected to and do not sponsor, advise, recommend, endorse or promote the ETF and do not accept any liability whatsoever to any person arising out of (a) the use of, reliance on or any error in the Index or (b) investment in or operation of the ETF. FTSE makes no claim, prediction, warranty or representation either as to the results to be obtained from the ETF or the suitability of the Index for the purpose to which it is being put by Deutsche Bank Asset Management.

THINK ETF. THINK X.