

Xtrackers II Global Government Bond UCITS ETF 1C - EUR Hedged

a sub fund of Xtrackers II

- Direct investment in government bonds from global developed markets
- Investment grade bonds only
- EUR hedged share class
- EUR, CHF, USD and GBP hedged share classes available

Important information: On 17 May 2018 the ETF changed its underlying benchmark to track the FTSE World Government Bond Index - Developed Markets in EUR terms. From 10 April 2017 until 17 May 2018 the ETF tracked the FTSE World Government Bond Index - Developed Markets Currency-Hedged in EUR terms. Index values after the 17 May 2018 are re-based to match the level of the FTSE World Government Bond Index - Developed Markets Currency-Hedged in EUR terms on the 17 May 2018. From 10 April 2017 until 17 May 2018 the ETF tracked the EUR hedged version of this index. The share class continues to be currency hedged. Index values after the 17 May 2018 are re-based to match the level of the FTSE World Government Bond Index - Developed Markets Currency-Hedged in EUR terms in index base currency on 17 May 2018. On 10 April 2017 the ETF changed its underlying benchmark to track the FTSE World Government Bond Index - Developed Markets Currency-Hedged in EUR terms. Prior to 10 April 2017 the ETF tracked the Deutsche Bank Global Investment Grade Government EUR Hedged Index. Index values after the 10 April 2017 are re-based to match the level of the Deutsche Bank Global Investment Grade Government EUR Hedged Index on the 10 April 2017.

Fund information	
Fund name	Xtrackers II Global Government Bond UCITS ETF
ISIN	LU0378818131
UCITS compliant	Yes
Share class currency	EUR
Investment Methodology	Direct Replication
Portfolio Structure	Optimised Sampling*
Fund launch date	20 October 2008
Share class launch date	20 October 2008
All-in fee*	0.25% p.a.
Financial year end	31 December
Income treatment	Reinvestment
NAV per Share	EUR 242.63 (28 February 2020)
Total Fund Assets	EUR 2.39 Billion (28 February 2020)
Reporting Fund	Yes

* ETF invests in all or in a representative sample of securities of the underlying index. Please see the glossary for more details of All-in fee

Key Risks

- The Fund is not guaranteed and your investment is at risk. The value of your investment may go down as well as up.
- The Fund will use financial contracts (known as derivatives) to try to reduce the effect of currency fluctuations between the currency of its assets and the currency of the shares. This may not be effective and may prevent the Fund from benefitting from an increase in value of (or expose a Fund to the decrease in value of) a particular currency.
- Bonds are exposed to credit risk and interest rate risk. There is a risk that the bond issuer may be unable to pay interest or repay the bond principal, resulting in your investment suffering a loss. If interest rates rise, typically the value of the bond will fall, which could also affect the value of your investment.

Historical Performance Figures as of 28 February 2020

	2/15 - 2/16	2/16 - 2/17	2/17 - 2/18	2/18 - 2/19	2/19 - 2/20	Since launch
Share Class	2.72%	-1.22%	-0.92%	0.91%	7.71%	43.85%
Unhedged Index**	6.26%	0.95%	-	5.77%	12.19%	-
Unhedged Share Class	6.00%	0.71%	-7.11%	5.56%	11.97%	37.20%

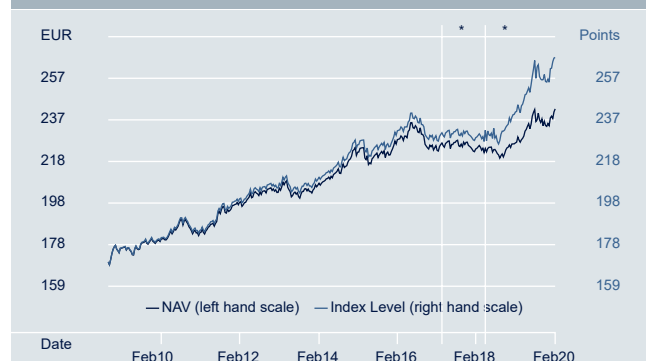
Rolling performance figures as of 28 February 2020

	1 Month	3 Months	6 Months	1 Year	Annualised Volatility
Share Class	1.97%	2.61%	0.24%	7.71%	2.75%
Unhedged Index**	2.21%	3.23%	1.32%	12.19%	5.56%
Unhedged Share Class	2.19%	3.18%	1.22%	11.97%	5.59%

Source: DWS, Index Provider; as of 28 February 2020

Past performance is not a reliable indicator of future results. Unhedged share class fees and income treatment and fees may vary from the Hedged Share Class, please see Unhedged share class factsheet for full details. Index rolling performance figures are calculated solely on FTSE World Government Bond Index - Developed Markets in EUR terms for all periods in index base currency. Index performance calculated on a total return basis. Volatility shown is calculated since the launch of the share class. The reference index for the performance calculation refers to Deutsche Bank Global Investment Grade Government EUR Hedged Index from 20 October 2008 to 10 April 2017, FTSE World Government Bond Index - Developed Markets Currency-Hedged in EUR terms from 10 April 2017 to 17 May 2018 and FTSE World Government Bond Index - Developed Markets in EUR terms thereafter.

Historical Performance



Source: DWS, Index Provider; as of 28 February 2020

Past performance is not a reliable indicator of future results. Whenever NAV and index levels exactly match the NAV line only will show.

ETF performance calculation includes reinvested dividends.

**See important information on page 1.

Listing and trading information

Exchange	NSIN	Exchange Code (local)	Trading Currency	Trading Hours (Local Time)	Settlement	Bloomberg Ticker	Reuters RIC
Xetra	DBX0A8	DBZB	EUR	09:00 - 17:30	t+2	DBZB GY	XGSH.DE
Italian Stock Exchange	-	XGSH	EUR	09:00 - 17:30	t+2	XGSH IM	XGSH.MI

Registrations for public distribution

Austria	Ireland	Spain
Denmark	Italy	Sweden
Finland	Luxembourg	Switzerland
France	Netherlands	United Kingdom
Germany	Norway	

Further information on Xtrackers

DWS Investments UK Limited
 Winchester House
 1 Great Winchester Street
 London EC2N 2DB
 United Kingdom

Hotline: +44 (0)20 7547 1747
 Website: www.Xtrackers.com
 E-Mail: Xtrackers@dws.com

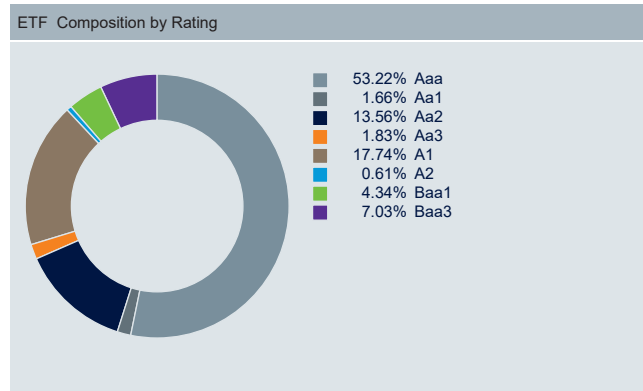
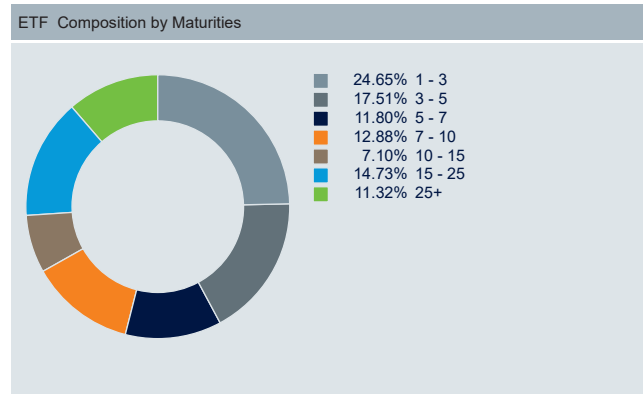
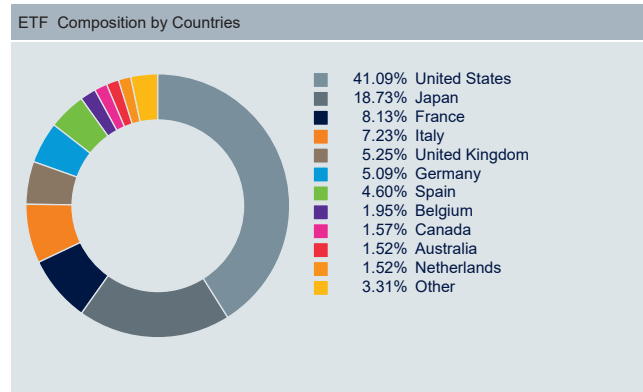
FTSE World Government Bond Index - Developed Markets in EUR terms

The FTSE World Government Bond Index - Developed Markets in EUR terms Index aims to reflect the performance of the following market:

- Fixed rate debt issued by governments of developed countries
- Exposure across the whole yield curve (minimum time to maturity of 1 year)
- Investment grade bonds only

Additional information on the Index and the general methodology behind the FTSE Russel indices can be found on FTSE Russel Index website (<https://www.yieldbook.com/>).

Global Government Bond UCITS ETF



Index information	
Index Provider	FTSE Fixed Income LLC
Index Type	Total Return Gross
Number of Bonds in Index	949
Countries in Index	18
Yield to Maturity	0.50%
Modified Duration	8.66
Coupon	2.22%
Bloomberg Symbol	CFIIWDEU
Index Base Currency	EUR

Source: Index Provider; as of 28 February 2020

Source: DWS; Moody's; as of 28 February 2020

Glossary

A Glossary of Terms is available at Xtrackers.com

Key Risk Factors

An investment in an Xtrackers ETF may not be suitable for all investors. Past performance is not a reliable indicator of future results. Investments in funds involve numerous risks including, among others, general market risks, credit risks, foreign exchange risks, interest rate risks and liquidity risks. As such, the value of an investment in an Xtrackers ETF may go down as well as up and can result in losses, up and including a total loss of the amount initially invested.

Investors should be aware that DWS Investments UK Limited, any of its parents or any of its or its parents subsidiaries or affiliates (together referred to as DWS) may from time to time own interests in the Fund which may represent a significant amount or proportion of the overall investor holdings in the Fund. Investors should consider what possible impact such holdings, or any disposal thereof, may have on them.

Disclaimer

This document is intended for information purposes only and does not create any legally binding obligations on the part of DWS Group GmbH & Co. KGaA and/or its affiliates (DWS). This document has been prepared without consideration of the investment needs, objectives or financial circumstances of any investor. Without limitation, this document does not constitute an offer, an invitation to offer or a recommendation to enter into any transaction. Before making an investment decision, investors need to consider, with or without the assistance of an investment adviser, whether the investments and strategies described or provided by DWS are appropriate in light of their particular investment needs, objectives and financial circumstances. Information in this document has been obtained or derived from sources believed to be reliable and current. However, accuracy or completeness of the sources cannot be guaranteed. Xtrackers II is an undertaking for collective investment in transferable securities (UCITS) in accordance with the applicable laws and regulations and set up as open-ended investment company with variable capital and segregated liability amongst its respective compartments. Xtrackers II is incorporated in the Grand Duchy of Luxembourg, is registered with the Luxembourg Trade and Companies' Register under number B-124.284 and has its registered office at 49, avenue J.F. Kennedy, L-1855 Luxembourg. DWS Investment S.A. acts as the management company of Xtrackers II.

Any investment decision in relation to a fund should be based solely on the latest version of the prospectus, the audited annual and, if more recent, un-audited semi-annual reports and the Key Investor Information Document (KIID), all of which are available in English upon request to DWS Investment S.A., 2, Boulevard Konrad Adenauer, L-1115 Luxembourg or on www.Xtrackers.com. PAST PERFORMANCE IS NO GUARANTEE OF FUTURE RESULTS.

© DWS Investments UK Limited, 2020. All information as of 28 February 2020 unless otherwise stated.

Index Disclaimer

The Fund is not sponsored, endorsed, sold or promoted by FTSE Fixed Income LLC. FTSE Fixed Income LLC gives no warranties regarding the index data, is not responsible for any errors or omissions therein or the results obtained from its use, and shall not be liable for any damages arising out of any use of such data.